

MICHIGAN STATE UNIVERSITY  
Office of the Registrar

TERM GRADE-POINT AVERAGES  
COMPARATIVE SUMMARY

Winter Terms

|                            | 1980  |      | 1981  |      | 1982  |      | 1983  |      | 1984  |      |
|----------------------------|-------|------|-------|------|-------|------|-------|------|-------|------|
|                            | Women | Men  | Women | Men  | Women | Men  | Women | Men  | Women | Men  |
| <u>EAST LANSING CAMPUS</u> |       |      |       |      |       |      |       |      |       |      |
| Total Campus               | 2.89  | 2.80 | 2.87  | 2.80 | 2.84  | 2.77 | 2.84  | 2.78 | 2.80  | 2.77 |
| Undergraduate              | 2.84  | 2.73 | 2.81  | 2.73 | 2.79  | 2.70 | 2.79  | 2.71 | 2.74  | 2.70 |
| Graduate                   | 3.61  | 3.50 | 3.61  | 3.49 | 3.57  | 3.43 | 3.57  | 3.47 | 3.60  | 3.49 |
| Grad. Professional         | 3.18  | 3.20 | 3.13  | 3.10 | 3.13  | 3.14 | 3.05  | 3.09 | 3.00  | 3.00 |
| Residence Halls            | 2.78  | 2.74 | 2.76  | 2.74 | 2.73  | 2.71 | 2.73  | 2.71 | 2.69  | 2.69 |
| Non-Residence Halls        | 3.00  | 2.86 | 2.98  | 2.85 | 2.95  | 2.83 | 2.94  | 2.84 | 2.91  | 2.84 |
| <u>OFF CAMPUS</u>          |       |      |       |      |       |      |       |      |       |      |
| Undergraduate              | 3.68  | 3.13 | 3.49  | 3.74 | 3.35  | 3.15 | 3.55  | 3.28 | 3.50  | 3.41 |
| Graduate                   | 3.72  | 3.63 | 3.78  | 3.76 | 3.76  | 3.61 | 3.75  | 3.65 | 3.72  | 3.60 |
| Total                      |       |      |       |      |       |      |       |      |       |      |
|                            |       |      |       |      |       |      |       |      |       |      |

MICHIGAN STATE UNIVERSITY  
Office of the Registrar

COMPARATIVE SUMMARY OF  
TERM GRADE-POINT AVERAGES BY CLASS  
East Lansing Campus

Winter Terms

|                      | 1980  |       | 1981  |       | 1982  |       | 1983  |       | 1984  |       |
|----------------------|-------|-------|-------|-------|-------|-------|-------|-------|-------|-------|
|                      | Women | Men   | Women | Men   | Women | Men   | Women | Men   | Women | Men   |
|                      | Total | Total | Total | Total | Total | Total | Total | Total | Total | Total |
| <u>UNDERGRADUATE</u> |       |       |       |       |       |       |       |       |       |       |
| Freshman             | 2.66  | 2.61  | 2.63  | 2.64  | 2.59  | 2.60  | 2.59  | 2.56  | 2.54  | 2.55  |
| Sophomore            | 2.79  | 2.68  | 2.73  | 2.70  | 2.71  | 2.64  | 2.67  | 2.64  | 2.65  | 2.64  |
| Junior               | 2.90  | 2.76  | 2.83  | 2.79  | 2.84  | 2.71  | 2.77  | 2.73  | 2.79  | 2.72  |
| Senior               | 3.04  | 2.84  | 2.93  | 2.93  | 2.99  | 2.83  | 2.91  | 2.85  | 2.96  | 2.86  |
| Special              | 3.25  | 2.80  | 2.99  | 3.07  | 3.22  | 2.91  | 3.05  | 2.62  | 3.10  | 2.94  |
| TOTAL                | 2.84  | 2.73  | 2.78  | 2.77  | 2.79  | 2.70  | 2.75  | 2.71  | 2.74  | 2.70  |
| <u>UNDERGRADUATE</u> |       |       |       |       |       |       |       |       |       |       |
| Master               | 3.59  | 3.47  | 3.52  | 3.52  | 3.57  | 3.43  | 3.49  | 3.43  | 3.59  | 3.45  |
| Doctor               | 3.70  | 3.59  | 3.63  | 3.62  | 3.63  | 3.59  | 3.60  | 3.57  | 3.65  | 3.59  |
| TOTAL                | 3.61  | 3.50  | 3.54  | 3.54  | 3.58  | 3.47  | 3.52  | 3.47  | 3.60  | 3.49  |
| <u>GRADUATE</u>      |       |       |       |       |       |       |       |       |       |       |
| TOTAL GRADUATE       | 3.18  | 3.20  | 3.19  | 3.11  | 3.13  | 3.14  | 3.13  | 3.09  | 3.00  | 3.00  |
| <u>PROFESSIONAL</u>  |       |       |       |       |       |       |       |       |       |       |
| TOTAL CAMPUS         | 2.89  | 2.80  | 2.84  | 2.83  | 2.84  | 2.77  | 2.81  | 2.78  | 2.80  | 2.77  |
| TOTAL                | 2.89  | 2.80  | 2.84  | 2.83  | 2.84  | 2.77  | 2.81  | 2.78  | 2.80  | 2.77  |

MICHIGAN STATE UNIVERSITY  
Office of the Registrar

RANKING OF NEW UNDERGRADUATE STUDENTS  
East Lansing Campus

Winter Terms

| Decile              | Percentile | Quartile | NEW UNDERGRADUATES |      |       |       |      |       |       |      |       |       |      |       |
|---------------------|------------|----------|--------------------|------|-------|-------|------|-------|-------|------|-------|-------|------|-------|
|                     |            |          | 1981               |      |       | 1982  |      |       | 1983  |      |       | 1984  |      |       |
|                     |            |          | Women              | Men  | Total | Women | Men  | Total | Women | Men  | Total | Women | Men  | Total |
| 10                  | 95         | 4        | 4.00               | 3.88 | 4.00  | 4.00  | 3.78 | 4.00  | 4.00  | 3.82 | 3.86  | 3.93  | 3.88 | 3.89  |
|                     | 90         |          | 3.83               | 3.69 | 3.75  | 3.67  | 3.54 | 3.63  | 3.65  | 3.61 | 3.64  | 3.74  | 3.62 | 3.67  |
| 9                   | 80         | 3        | 3.52               | 3.44 | 3.50  | 3.37  | 3.35 | 3.36  | 3.39  | 3.33 | 3.36  | 3.50  | 3.30 | 3.39  |
|                     | 75         |          | 3.44               | 3.33 | 3.37  | 3.23  | 3.17 | 3.23  | 3.14  | 3.23 | 3.17  | 3.34  | 3.18 | 3.26  |
| 8                   | 70         | 2        | 3.32               | 3.21 | 3.26  | 3.10  | 3.08 | 3.10  | 3.04  | 3.11 | 3.06  | 3.25  | 3.03 | 3.14  |
|                     | 60         |          | 3.05               | 3.01 | 3.01  | 2.81  | 2.84 | 2.84  | 2.93  | 2.88 | 2.92  | 3.08  | 2.83 | 3.00  |
| 7                   | 50         | 1        | 2.93               | 2.77 | 2.84  | 2.63  | 2.64 | 2.64  | 2.67  | 2.65 | 2.66  | 2.88  | 2.62 | 2.73  |
|                     | 40         |          | 2.67               | 2.53 | 2.54  | 2.38  | 2.36 | 2.38  | 2.58  | 2.43 | 2.50  | 2.65  | 2.42 | 2.50  |
| 6                   | 30         | 1        | 2.38               | 2.15 | 2.27  | 2.21  | 2.14 | 2.18  | 2.29  | 2.19 | 2.20  | 2.45  | 2.21 | 2.27  |
|                     | 25         |          | 2.15               | 2.01 | 2.04  | 2.03  | 2.02 | 2.03  | 2.12  | 2.01 | 2.02  | 2.23  | 2.14 | 2.17  |
| 5                   | 20         | 1        | 2.00               | 1.81 | 1.86  | 1.85  | 1.73 | 1.82  | 2.00  | 1.81 | 1.85  | 2.08  | 2.00 | 2.01  |
|                     | 10         |          | 1.43               | 0.81 | 1.07  | 1.35  | 1.23 | 1.30  | 1.21  | 1.02 | 1.04  | 1.72  | 1.63 | 1.67  |
| 4                   | 0          |          | 0.00               | 0.00 | 0.00  | 0.00  | 0.00 | 0.00  | 0.00  | 0.00 | 0.00  | 0.00  | 0.00 | 0.00  |
| Number Ranked       |            |          | 302                | 285  | 587   | 276   | 326  | 602   | 260   | 304  | 564   | 251   | 335  | 586   |
| FIRST-TIME FRESHMEN |            |          |                    |      |       |       |      |       |       |      |       |       |      |       |
| 10                  | 95         | 4        | 4.00               | 3.60 | 3.88  | 3.61  | 3.77 | 3.70  | 4.00  | 3.86 | 3.86  | 4.00  | 4.00 | 4.00  |
|                     | 90         |          |                    |      |       | 3.58  |      |       | 3.50  |      | 3.67  |       |      |       |
| 9                   | 80         | 3        |                    |      | 3.37  |       |      | 3.29  |       | 3.23 |       |       |      |       |
|                     | 75         |          | 3.33               | 3.23 | 3.26  | 3.04  | 3.23 | 3.17  | 3.04  | 3.23 | 3.15  | 3.40  | 3.26 | 3.29  |
| 8                   | 70         | 2        |                    |      | 3.17  |       |      | 3.01  |       | 3.08 |       |       |      |       |
|                     | 60         |          | 2.71               | 2.75 | 2.74  | 2.63  | 2.66 | 2.65  | 2.64  | 2.76 | 2.65  | 2.77  | 2.68 | 2.69  |
| 7                   | 50         | 1        |                    |      | 2.52  |       |      | 2.46  |       | 2.35 |       |       |      |       |
|                     | 40         |          | 2.10               | 2.15 | 2.15  | 1.92  | 2.10 | 2.06  | 1.96  | 1.88 | 1.88  | 1.96  | 2.14 | 2.08  |
| 6                   | 30         | 1        |                    |      | 2.04  |       |      | 1.80  |       | 1.67 |       |       |      |       |
|                     | 25         |          | 0.00               | 0.00 | 0.00  | 0.00  | 0.00 | 0.00  | 0.00  | 0.00 | 0.00  | 0.00  | 0.00 | 0.00  |
| 5                   | 10         | 1        |                    |      | 1.07  |       |      | 1.23  |       | 1.00 |       |       |      |       |
|                     | 0          |          | 0.00               | 0.00 | 0.00  | 0.00  | 0.00 | 0.00  | 0.00  | 0.00 | 0.00  | 0.00  | 0.00 | 0.00  |
| Number Ranked       |            |          | 58                 | 66   | 124   | 70    | 87   | 157   | 46    | 55   | 101   | 42    | 87   | 129   |
| NEW TRANSFERS       |            |          |                    |      |       |       |      |       |       |      |       |       |      |       |
| 10                  | 95         | 4        | 4.00               | 4.00 | 4.00  | 4.00  | 3.85 | 4.00  | 4.00  | 3.82 | 3.86  | 3.88  | 3.75 | 3.80  |
|                     | 90         |          | 3.83               | 3.77 | 3.77  | 3.71  | 3.51 | 3.63  | 3.75  | 3.64 | 3.66  | 3.65  | 3.51 | 3.57  |
| 9                   | 80         | 3        | 3.52               | 3.50 | 3.50  | 3.44  | 3.28 | 3.36  | 3.42  | 3.33 | 3.38  | 3.38  | 3.19 | 3.28  |
|                     | 75         |          | 3.50               | 3.34 | 3.43  | 3.33  | 3.17 | 3.22  | 3.17  | 3.20 | 3.20  | 3.26  | 3.03 | 3.14  |
| 8                   | 70         | 2        | 3.35               | 3.20 | 3.28  | 3.19  | 3.08 | 3.12  | 3.02  | 3.07 | 3.05  | 3.13  | 2.93 | 3.04  |
|                     | 60         |          | 3.14               | 3.00 | 3.01  | 3.00  | 2.87 | 2.89  | 2.88  | 2.92 | 2.89  | 3.01  | 2.68 | 2.83  |
| 7                   | 50         | 1        | 2.96               | 2.75 | 2.84  | 2.73  | 2.68 | 2.70  | 2.67  | 2.67 | 2.67  | 2.73  | 2.44 | 2.50  |
|                     | 40         |          | 2.75               | 2.51 | 2.62  | 2.52  | 2.44 | 2.51  | 2.51  | 2.46 | 2.50  | 2.52  | 2.23 | 2.36  |
| 6                   | 30         | 1        | 2.42               | 2.05 | 2.27  | 2.21  | 2.12 | 2.14  | 2.29  | 2.25 | 2.25  | 2.23  | 2.01 | 2.13  |
|                     | 25         |          | 2.18               | 2.01 | 2.04  | 2.02  | 2.00 | 2.01  | 2.13  | 2.15 | 2.14  | 2.04  | 1.94 | 2.00  |
| 5                   | 20         | 1        | 2.01               | 1.80 | 1.85  | 1.88  | 1.77 | 1.83  | 2.00  | 1.93 | 1.93  | 1.92  | 1.72 | 1.83  |
|                     | 10         |          | 1.50               | 0.44 | 1.21  | 1.37  | 1.30 | 1.35  | 1.42  | 1.35 | 1.35  | 1.46  | 1.25 | 1.29  |
| 4                   | 0          |          | 0.00               | 0.00 | 0.00  | 0.00  | 0.00 | 0.00  | 0.00  | 0.00 | 0.00  | 0.00  | 0.00 | 0.00  |
| Number Ranked       |            |          | 234                | 195  | 429   | 196   | 219  | 415   | 192   | 210  | 402   | 206   | 245  | 451   |

MICHIGAN STATE UNIVERSITY  
Office of the Registrar

TERM GRADE-POINT AVERAGES  
UNDERGRADUATE STUDENTS IN FRATERNITIES  
East Lansing Campus

Winter 1984

|  | ACTIVES |       |         | PLEDGES |      |        | TOTAL |      |        |
|--|---------|-------|---------|---------|------|--------|-------|------|--------|
|  | Stu.    | Crs.  | Pts.    | Stu.    | Crs. | Pts.   | Stu.  | Crs. | Pts.   |
| <b>INTERFRATERNITY COUNCIL</b>               |         |       |         |         |      |        |       |      |        |
| Alpha Delta Phi                              | 17      | 229   | 466.0   | 6       | 66   | 134.0  | 23    | 295  | 600.0  |
| Alpha Epsilon Pi                             | 40      | 565   | 1565.5  | 6       | 83   | 193.0  | 17    | 648  | 1758.5 |
| Alpha Gamma Rho                              | 16      | 198   | 441.0   | 4       | 62   | 178.5  | 2     | 260  | 619.5  |
| Alpha Tau Omega                              | 45      | 631   | 1641.5  | 8       | 107  | 270.5  | 13    | 738  | 1912.0 |
| Beta Theta Pi                                | 74      | 998   | 2435.0  | 6       | 86   | 222.5  | 9     | 1084 | 2657.5 |
| Delta Chi                                    | 94      | 1251  | 3201.0  | 13      | 173  | 405.5  | 16    | 1424 | 3606.5 |
| Delta Sigma Phi                              | 35      | 461   | 1154.5  | 14      | 183  | 406.5  | 20    | 644  | 1561.0 |
| Delta Tau Delta                              | 81      | 1110  | 2826.5  | 15      | 204  | 518.5  | 11    | 96   | 1314   |
| Delta Upsilon                                | 16      | 206   | 527.5   | 5       | 75   | 190.0  | 12    | 281  | 717.5  |
| Farm House                                   | 27      | 392   | 1063.0  | 4       | 53   | 175.0  | 1     | 31   | 445    |
| Kappa Sigma                                  | 30      | 402   | 1212.5  | 6       | 73   | 190.5  | 8     | 36   | 475    |
| Lambda Chi Alpha                             | 53      | 738   | 1827.5  | 11      | 145  | 380.5  | 7     | 64   | 883    |
| Phi Delta Theta                              | 54      | 760   | 1979.5  | 6       | 91   | 193.5  | 21    | 60   | 851    |
| Phi Gamma Delta                              | 44      | 559   | 1384.5  | 9       | 128  | 329.5  | 10    | 53   | 687    |
| Phi Kappa Psi                                | 21      | 276   | 742.5   | 5       | 64   | 154.0  | 15    | 26   | 340    |
| Pi Kappa Phi                                 | 30      | 395   | 987.0   | 15      | 208  | 554.0  | 6     | 45   | 603    |
| Psi Upsilon                                  | 47      | 680   | 1759.0  | 3       | 41   | 93.0   | 19    | 50   | 721    |
| Sigma Alpha Epsilon                          | 44      | 599   | 1605.0  | 5       | 78   | 163.5  | 22    | 49   | 677    |
| Sigma Chi                                    | 79      | 1085  | 2762.5  | 19      | 274  | 692.5  | 14    | 98   | 1359   |
| Sigma Nu                                     | 71      | 972   | 2594.0  | 13      | 184  | 500.0  | 4     | 84   | 1156   |
| Sigma Phi Epsilon                            | 37      | 480   | 1243.0  | 3       | 47   | 126.5  | 5     | 40   | 527    |
| Sigma Pi                                     | 21      | 293   | 709.5   | 5       | 72   | 198.0  | 3     | 26   | 365    |
| Theta Chi                                    | 89      | 1155  | 3162.5  | 6       | 80   | 184.5  | 18    | 95   | 1235   |
| Theta Delta Chi                              | 24      | 283   | 633.0   |         |      |        |       | 24   | 283    |
| Triangle                                     | 8       | 103   | 318.5   |         |      |        |       | 8    | 103    |
| <b>TOTAL</b>                                 | 1097    | 14821 | 38242.0 | 187     | 2577 | 6454.0 | 2.50  | 1284 | 17398  |
| <b>PROFESSIONAL</b>                          |         |       |         |         |      |        |       |      |        |
| Alpha Kappa Psi                              | 49      | 663   | 1773.5  | 15      | 202  | 511.5  | 2.53  | 64   | 865    |
| <b>TOTAL FRATERNITIES</b>                    | 1146    | 15484 | 40015.5 | 202     | 2779 | 6965.5 | 2.51  | 1348 | 18263  |
| All University Undergraduate Men's Average - |         |       | 2.70    |         |      |        |       |      |        |

MICHIGAN STATE UNIVERSITY  
Office of the Registrar

TERM GRADE-POINT AVERAGES  
UNDERGRADUATE STUDENTS IN SORORITIES

East Lansing Campus

Winter 1984

|                            | ACTIVES |       |         | PLEDGES |      |        | TOTAL |       |         |
|----------------------------|---------|-------|---------|---------|------|--------|-------|-------|---------|
|                            | Stu.    | Crs.  | Pts.    | Stu.    | Crs. | Pts.   | Stu.  | Crs.  | Pts.    |
| <u>PANHELLENIC COUNCIL</u> |         |       |         |         |      |        |       |       |         |
| Alpha Chi Omega            | 75      | 1007  | 2581.0  | 23      | 317  | 880.5  | 98    | 1324  | 3461.5  |
| Alpha Gamma Delta          | 60      | 857   | 2494.0  | 14      | 190  | 428.0  | 74    | 1047  | 2922.0  |
| Alpha Phi                  | 98      | 1394  | 3699.5  | 1       | 118  | 261.5  | 107   | 1512  | 3961.0  |
| Alpha Xi Delta             | 27      | 388   | 921.5   | 11      | 107  | 236.5  | 36    | 495   | 1158.0  |
| Chi Omega                  | 84      | 1178  | 3314.0  | 15      | 193  | 448.5  | 99    | 1371  | 3762.5  |
| Delta Delta Delta          | 30      | 432   | 1140.0  | 4       | 276  | 754.5  | 50    | 708   | 1894.5  |
| Delta Gamma                | 79      | 1101  | 2988.0  | 12      | 149  | 367.5  | 90    | 1250  | 3355.5  |
| Gamma Phi Beta             | 22      | 303   | 877.0   | 6       | 25   | 54.0   | 24    | 328   | 931.0   |
| Kappa Alpha Theta          | 94      | 1344  | 3910.0  | 3       | 146  | 387.0  | 105   | 1490  | 4297.0  |
| Kappa Delta                | 90      | 1291  | 3437.5  | 2       | 132  | 323.5  | 100   | 1423  | 3761.0  |
| Kappa Kappa Gamma          | 95      | 1314  | 3557.5  | 10      | 81   | 188.0  | 101   | 1395  | 3745.5  |
| Phi Mu                     | 68      | 925   | 2430.0  | 7       | 150  | 381.5  | 79    | 1075  | 2811.5  |
| Pi Beta Phi                | 78      | 1072  | 2863.0  | 13      | 153  | 414.5  | 90    | 1225  | 3277.5  |
| Sigma Kappa                | 84      | 1193  | 3271.0  | 8       | 190  | 437.0  | 98    | 1383  | 3708.0  |
| Zeta Tau Alpha             | 45      | 639   | 1701.5  | 5       | 237  | 628.5  | 62    | 876   | 2330.0  |
| <u>TOTAL SORORITIES</u>    | 1029    | 14438 | 39185.5 | 184     | 2464 | 6191.0 | 1213  | 16902 | 45376.5 |
|                            |         |       | 2.71    |         |      | 2.51   |       |       | 2.68    |

Campus Undergraduate Women's Average - 2.74

MICHIGAN STATE UNIVERSITY  
Office of the Registrar

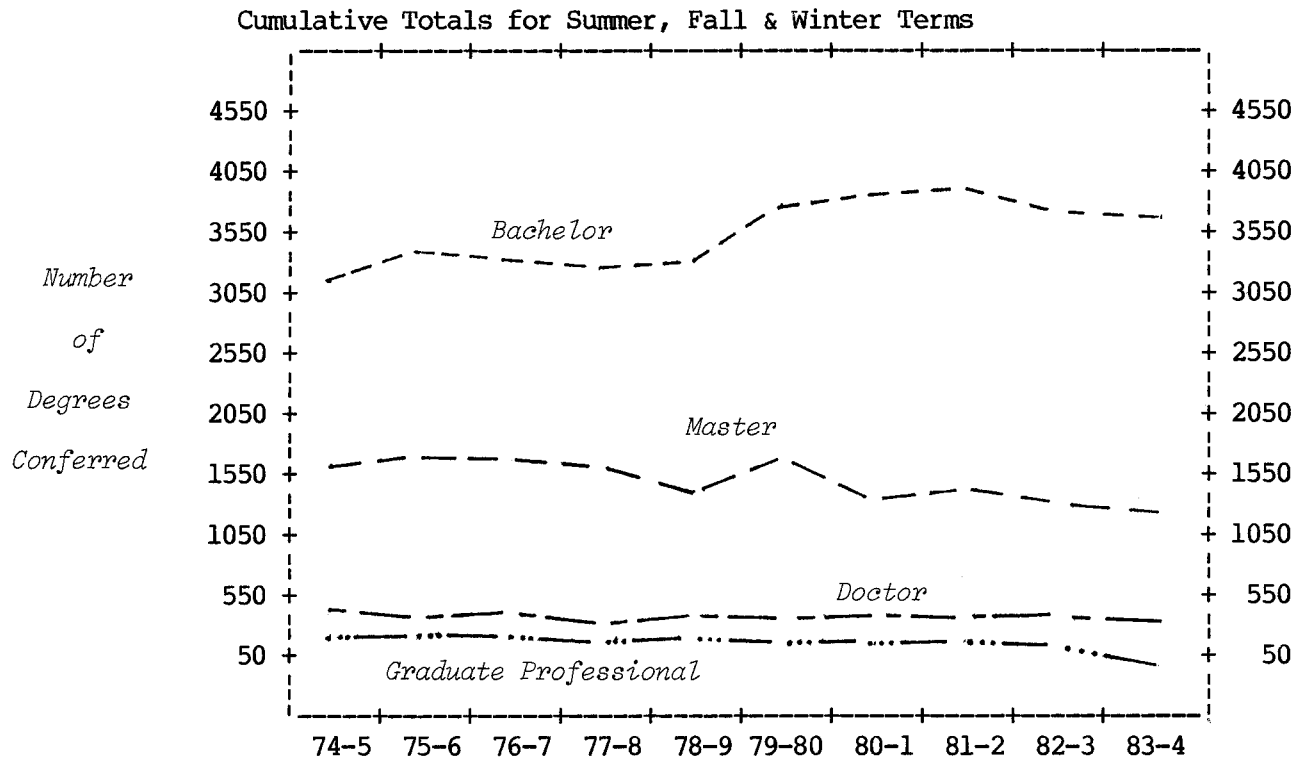
RANKING OF CUMULATIVE GRADE-POINT AVERAGES<sup>1</sup>  
East Lansing Campus  
Winter 1984

| Decile                                | Percentile | Quartile | TOTAL STUDENTS |       |      |      |                         | NEW STUDENTS            |               |                         |                            |       |
|---------------------------------------|------------|----------|----------------|-------|------|------|-------------------------|-------------------------|---------------|-------------------------|----------------------------|-------|
|                                       |            |          | Undergraduate  |       |      |      | Graduate<br>Mas.<br>Dr. | First-<br>time<br>Frsh. | Trans-<br>fer | Graduate<br>Mas.<br>Dr. | Grad-<br>uating<br>Seniors |       |
|                                       |            |          | Frsh.          | Soph. | Jr.  | Sr.  |                         |                         |               |                         |                            | Total |
| 10                                    | 95         | 4        | 3.63           | 3.59  | 3.66 | 3.67 | 3.65                    | 4.00                    | 4.00          | 3.80                    | 4.00                       | 3.61  |
|                                       | 90         |          | 3.42           | 3.38  | 3.47 | 3.50 | 3.46                    | 3.94                    | 3.80          | 3.57                    | 4.00                       | 3.42  |
| 9                                     | 80         |          | 3.15           | 3.13  | 3.21 | 3.28 | 3.21                    | 3.85                    | 3.41          | 3.28                    | 4.00                       | 3.18  |
|                                       | 75         |          | 3.03           | 3.04  | 3.12 | 3.20 | 3.11                    | 3.80                    | 3.29          | 3.14                    | 3.79                       | 3.11  |
| 8                                     | 70         | 3        | 2.92           | 2.95  | 3.04 | 3.12 | 3.03                    | 3.76                    | 3.15          | 3.04                    | 3.74                       | 3.05  |
| 7                                     | 60         |          | 2.73           | 2.80  | 2.89 | 2.99 | 2.88                    | 3.69                    | 2.86          | 2.83                    | 3.50                       | 2.94  |
| 6                                     | 50         |          | 2.56           | 2.63  | 2.74 | 2.87 | 2.73                    | 3.60                    | 2.69          | 2.50                    | 3.50                       | 2.83  |
| 5                                     | 40         | 2        | 2.39           | 2.50  | 2.61 | 2.74 | 2.59                    | 3.50                    | 2.40          | 2.36                    | 3.36                       | 2.71  |
| 4                                     | 30         |          | 2.21           | 2.35  | 2.46 | 2.61 | 2.43                    | 3.41                    | 2.17          | 2.13                    | 3.13                       | 2.60  |
|                                       | 25         |          | 2.12           | 2.27  | 2.39 | 2.54 | 2.35                    | 3.35                    | 2.08          | 2.00                    | 3.00                       | 2.53  |
| 3                                     | 20         | 1        | 2.00           | 2.18  | 2.29 | 2.46 | 2.26                    | 3.29                    | 1.94          | 1.83                    | 2.75                       | 2.45  |
| 2                                     | 10         |          | 1.69           | 1.97  | 2.08 | 2.28 | 2.02                    | 3.08                    | 1.33          | 1.29                    | 0.00                       | 2.28  |
| 1                                     | 0          |          | 0.00           | 0.00  | 0.00 | 0.00 | 0.00                    | 0.00                    | 0.00          | 0.00                    | 0.00                       | 2.00  |
| Total Number<br>of Students<br>Ranked |            |          | 6468           | 7055  | 7796 | 8753 | 30426                   | 6202                    | 129           | 451                     | 508                        | 1039  |

Note: 1) Ranking does not include grades earned by students enrolled in the Institute of Agricultural Technology or the English Language Center Program.

MICHIGAN STATE UNIVERSITY  
Office of the Registrar

TRENDGRAPH OF DEGREES CONFERRED  
East Lansing Campus



COLLEGE

|                       |      |      |      |      |      |      |      |      |     |     |
|-----------------------|------|------|------|------|------|------|------|------|-----|-----|
| Agr. & Nat. Resources | 493  | 522  | 581  | 636  | 603  | 672  | 685  | 705  | 823 | 684 |
| Arts & Letters        | 514  | 529  | 469  | 430  | 425  | 467  | 437  | 401  | 373 | 351 |
| Lyman Briggs          | 33   | 28   | 22   | 26   | 28   | 24   | 31   | 21   | 21  | 2   |
| Business              | 612  | 660  | 726  | 749  | 769  | 836  | 875  | 993  | 927 | 853 |
| Comm. Arts & Sciences | 327  | 422  | 381  | 343  | 422  | 425  | 487  | 504  | 544 | 674 |
| Education             | 1268 | 1385 | 1382 | 1244 | 1161 | 1236 | 1045 | 1108 | 874 | 681 |
| Engineering           | 214  | 222  | 241  | 268  | 282  | 413  | 431  | 370  | 384 | 410 |
| Human Ecology         | 265  | 329  | 279  | 270  | 307  | 331  | 313  | 276  | 260 | 224 |
| Human Medicine        | 80   | 111  | 113  | 107  | 102  | 129  | 86   | 125  | 78  | 36  |
| James Madison         | 36   | 37   | 31   | 29   | 41   | 47   | 69   | 73   | 75  | 89  |
| Justin Morrill        | 56   | 58   | 54   | 46   | 40   | 20   |      |      |     |     |
| Natural Science       | 445  | 472  | 419  | 407  | 432  | 409  | 348  | 349  | 387 | 398 |
| Nursing               |      |      |      |      |      |      | 40   | 32   | 44  | 13  |
| Osteopathic Medicine  | 33   | 71   | 69   | 72   | 82   | 19   | 35   | 23   | 22  | 22  |
| Social Science        | 904  | 868  | 844  | 739  | 683  | 795  | 745  | 805  | 696 | 697 |
| Urban Development     | 8    | 30   | 40   | 36   | 30   | 41   | 33   | 39   | 21  | 11  |
| Veterinary Medicine   | 119  | 98   | 76   | 63   | 88   | 42   | 36   | 81   | 46  | 33  |

LEVEL

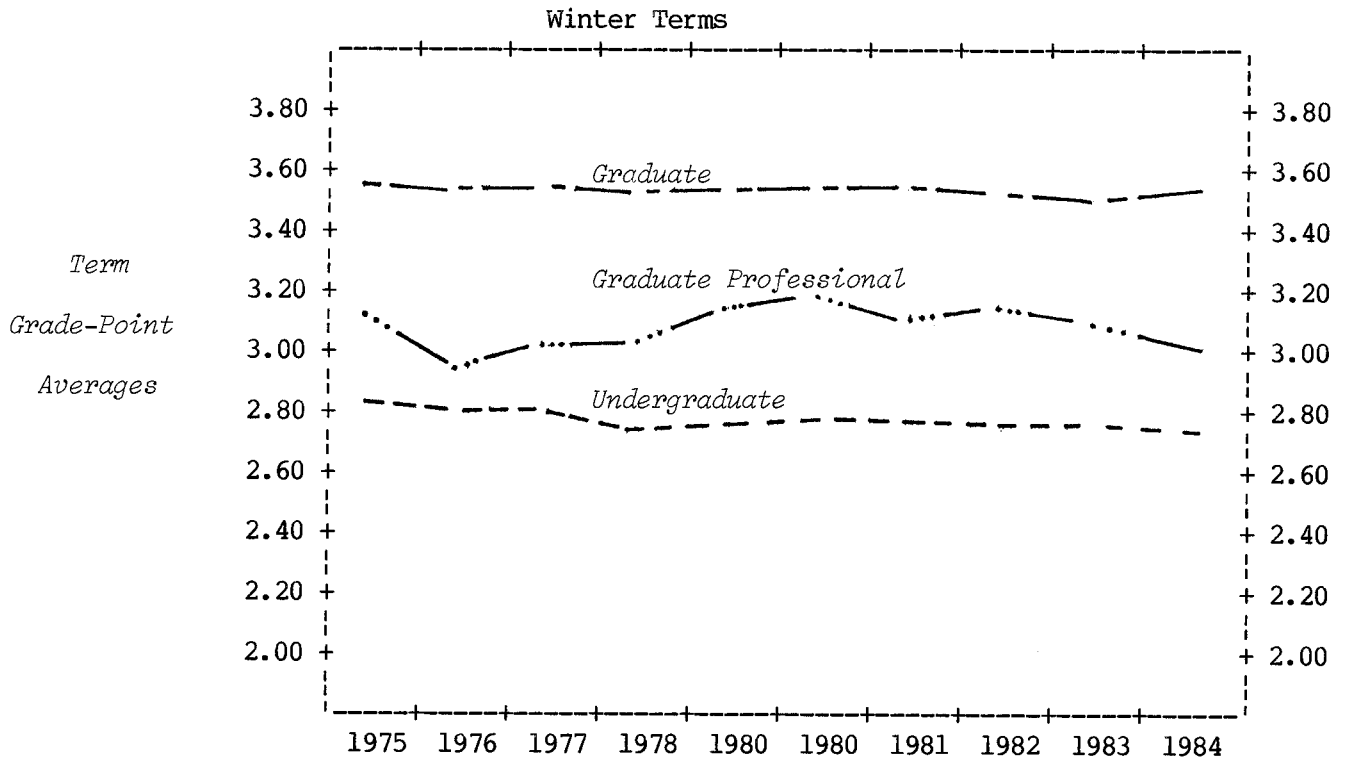
|                       |      |      |      |      |      |      |      |      |      |      |
|-----------------------|------|------|------|------|------|------|------|------|------|------|
| Bachelor              | 3209 | 3496 | 3410 | 3383 | 3420 | 3797 | 3824 | 3908 | 3785 | 3654 |
| Master                | 1563 | 1721 | 1710 | 1561 | 1509 | 1623 | 1383 | 1506 | 1319 | 1148 |
| Doctor <sup>1</sup>   | 511  | 464  | 452  | 379  | 412  | 396  | 412  | 411  | 402  | 331  |
| Graduate Professional | 124  | 161  | 155  | 142  | 154  | 90   | 77   | 80   | 69   | 45   |

|               |      |      |      |      |      |      |      |      |      |      |
|---------------|------|------|------|------|------|------|------|------|------|------|
| TOTAL CAMPUS  | 5407 | 5842 | 5727 | 5465 | 5495 | 5906 | 5696 | 5905 | 5575 | 5178 |
| % of Increase |      | 8.0  | -2.0 | -4.6 | 0.5  | 7.5  | -3.6 | 3.7  | -5.6 | -7.1 |

Note: 1) Includes Diploma for Advanced Graduate Study and Educational Specialist degrees.

MICHIGAN STATE UNIVERSITY  
Office of the Registrar

TRENDGRAPH OF TERM GRADE-POINT AVERAGES  
East Lansing Campus



|  | 1975 | 1976 | 1977 | 1978 | 1980 | 1980 | 1981 | 1982 | 1983 | 1984 |
|--|------|------|------|------|------|------|------|------|------|------|
| <u>UNDERGRADUATE</u>                               |      |      |      |      |      |      |      |      |      |      |
| Agr. & Nat. Resources <sup>1</sup>                 | 2.76 | 2.77 | 2.79 | 2.74 | 2.74 | 2.72 | 2.71 | 2.66 | 2.70 | 2.66 |
| Arts & Letters                                     | 3.03 | 3.02 | 3.02 | 3.03 | 3.07 | 3.06 | 3.04 | 3.02 | 3.00 | 3.01 |
| Lyman Briggs                                       | 2.83 | 2.91 | 2.86 | 2.84 | 2.87 | 2.87 | 2.83 | 2.81 |      |      |
| Business   | 2.72 | 2.70 | 2.73 | 2.68 | 2.68 | 2.71 | 2.69 | 2.71 | 2.72 | 2.72 |
| Comm. Arts & Sciences                              | 2.90 | 2.85 | 2.81 | 2.77 | 2.76 | 2.76 | 2.74 | 2.70 | 2.71 | 2.67 |
| Education  | 2.96 | 2.90 | 2.89 | 2.91 | 2.99 | 2.97 | 2.99 | 3.01 | 3.03 | 2.93 |
| Engineering  | 2.78 | 2.66 | 2.70 | 2.67 | 2.67 | 2.72 | 2.74 | 2.73 | 2.74 | 2.77 |
| Human Ecology                                      | 2.94 | 2.91 | 2.94 | 2.86 | 2.92 | 2.91 | 2.85 | 2.84 | 2.77 | 2.74 |
| Human Medicine                                     | 2.67 | 2.73 | 2.70 | 2.77 | 2.73 | 2.72 | 2.72 | 2.69 |      |      |
| James Madison                                      | 2.93 | 2.95 | 2.86 | 2.84 | 2.84 | 2.86 | 2.84 | 2.78 | 2.78 | 2.71 |
| Justin Morrill                                     | 3.03 | 2.97 | 3.00 | 2.96 | 2.89 |      |      |      |      |      |
| Natural Science                                    | 2.82 | 2.79 | 2.81 | 2.80 | 2.81 | 2.79 | 2.74 | 2.68 | 2.70 | 2.67 |
| Nursing  |      |      |      |      |      |      | 2.86 | 2.90 | 2.99 | 2.82 |
| Social Science                                     | 2.89 | 2.81 | 2.83 | 2.78 | 2.78 | 2.84 | 2.84 | 2.82 | 2.82 | 2.77 |
| Urban Affairs Programs                             | 2.72 | 2.74 | 2.66 | 2.68 | 2.78 | 2.85 | 2.71 | 2.50 | 2.39 | 3.42 |
| Veterinary Medicine                                | 2.71 | 2.74 | 2.80 | 2.75 | 2.82 | 2.83 | 2.80 | 2.74 | 2.77 | 2.66 |
| Undergraduate University<br>Division-No Preference | 2.70 | 2.69 | 2.67 | 2.61 | 2.64 | 2.62 | 2.61 | 2.56 | 2.54 | 2.52 |
| <u>LEVEL</u>                                       |      |      |      |      |      |      |      |      |      |      |
| Undergraduate                                      | 2.83 | 2.80 | 2.80 | 2.76 | 2.77 | 2.78 | 2.77 | 2.75 | 2.75 | 2.72 |
| Graduate   | 3.55 | 3.54 | 3.55 | 3.54 | 3.55 | 3.54 | 3.54 | 3.52 | 3.51 | 3.54 |
| Graduate Professional <sup>2</sup>                 | 3.12 | 2.95 | 3.02 | 3.02 | 3.16 | 3.19 | 3.11 | 3.13 | 3.07 | 3.00 |
| TOTAL CAMPUS                                       | 2.90 | 2.87 | 2.87 | 2.83 | 2.84 | 2.84 | 2.83 | 2.81 | 2.81 | 2.79 |

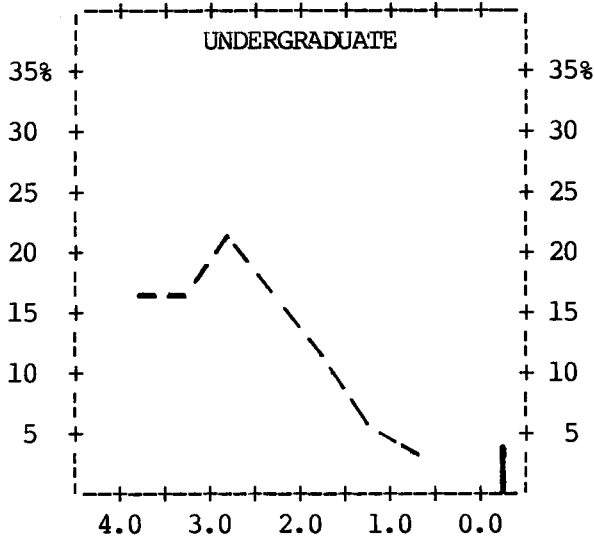
Notes: 1) Does not include grades of students enrolled in the Institute of Agricultural Technology.  
2) Graduate Professional level includes only students in the College of Veterinary Medicine as the Colleges of Human Medicine and Osteopathic Medicine do not award numerical grades.



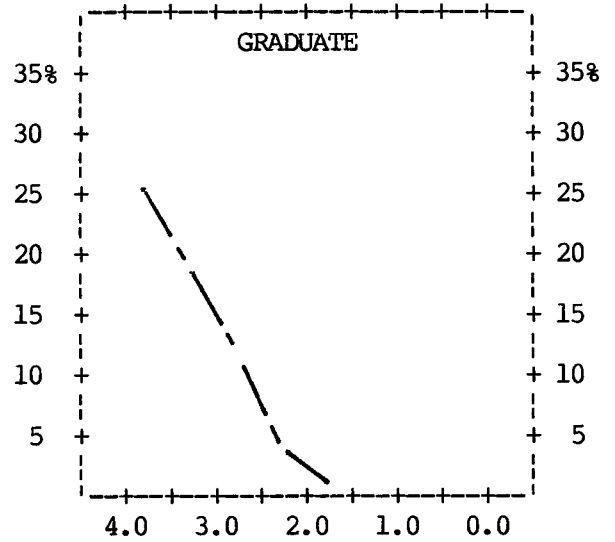
MICHIGAN STATE UNIVERSITY  
Office of the Registrar

DISTRIBUTION OF COURSE GRADES  
East Lansing Campus

Winter 1984



Percent  
of  
Total  
Grades  
Earned



|                                    | Total<br>Grades | Percent Distribution of Numerical Grades |       |       |       |       |      |      |      | Percent<br>Letter<br>Grades <sup>1</sup> |
|------------------------------------|-----------------|--|-------|-------|-------|-------|------|------|------|--|
|                                    |                 | 4.0                                      | 3.5   | 3.0   | 2.5   | 2.0   | 1.5  | 1.0  | 0.0  |  |
| <u>UNDERGRADUATES</u> <sup>2</sup> |                 |  |       |       |       |       |      |      |      |  |
| Number of Grades                   | 117380          | 19816                                    | 20097 | 24131 | 20002 | 14052 | 6231 | 3952 | 4503 | 4596                                     |
| Percent of Campus                  | 100             | 17                                       | 17    | 21    | 17    | 12    | 5    | 3    | 4    | 4  |
| <u>GRADUATES</u> <sup>3</sup>      |                 |  |       |       |       |       |      |      |      |  |
| Number of Grades                   | 18928           | 4650                                     | 3334  | 2195  | 692   | 254   | 80   | 36   | 61   | 7626                                     |
| Percent of Campus                  | 100             | 25                                       | 18    | 12    | 4     | 1     |      |      |      | 40                                       |

- Note: 1) The following grades and symbols are included: CR-NC, P-N, I, DF, and V.  
 2) Totals do not include grades earned by students enrolled in the Institute of Agricultural Technology.  
 3) Includes master, doctor and graduate professional students.

MICHIGAN STATE UNIVERSITY  
Office of the Registrar

DISTRIBUTION OF COURSE GRADES BY TEACHING COLLEGE<sup>1</sup>  
East Lansing Campus

Winter 1984

|                                    | Total Grades |         | Percent Distribution of Numerical Grades |     |     |     |     |     |     |     | Percent Letter Grades <sup>2</sup> |
|------------------------------------|--------------|---------|--|-----|-----|-----|-----|-----|-----|-----|------------------------------------|
|                                    | Number       | Percent | 4.0                                      | 3.5 | 3.0 | 2.5 | 2.0 | 1.5 | 1.0 | 0.0 |                                    |
| <u>UNDERGRADUATE</u>               |              |         |  |     |     |     |     |     |     |     |                                    |
| Agr. & Nat. Resources <sup>3</sup> | 4527         | 100     | 17                                       | 20  | 23  | 16  | 10  | 3   | 2   | 2   | 7                                  |
| Arts & Letters                     | 25061        | 100     | 19                                       | 20  | 24  | 16  | 9   | 4   | 2   | 3   | 3                                  |
| Business                           | 14941        | 100     | 11                                       | 15  | 20  | 21  | 16  | 7   | 4   | 3   | 3                                  |
| Comm. Arts & Sciences              | 7155         | 100     | 11                                       | 15  | 23  | 21  | 15  | 6   | 3   | 3   | 3                                  |
| Education                          | 6748         | 100     | 47                                       | 16  | 11  | 5   | 3   | 1   | 1   | 2   | 14                                 |
| Engineering                        | 8043         | 100     | 19                                       | 19  | 21  | 17  | 10  | 3   | 2   | 4   | 5                                  |
| Human Ecology                      | 4476         | 100     | 17                                       | 22  | 24  | 17  | 10  | 5   | 2   | 2   | 1                                  |
| Human Medicine                     | 6            | 100     |  |     |     |     |     |     |     |     |                                    |
| James Madison                      | 1255         | 100     | 4  | 16  | 31  | 26  | 12  | 4   | 2   | 2   | 3                                  |
| Natural Science                    | 25521        | 100     | 14                                       | 14  | 17  | 16  | 15  | 8   | 6   | 8   | 2                                  |
| Nursing                            | 280          | 100     | 17                                       | 40  | 28  | 9   | 3   | 1   |     | 1   | 1                                  |
| Osteopathic Medicine               | 1            | 100     |  |     |     |     |     |     |     |     |                                    |
| Social Science                     | 17365        | 100     | 15                                       | 17  | 22  | 19  | 13  | 5   | 3   | 2   | 4                                  |
| Veterinary Medicine                | 1655         | 100     | 16                                       | 22  | 19  | 17  | 12  | 6   | 4   | 3   | 1                                  |
| All University Courses             | 346          | 100     | 18                                       | 16  | 13  | 5   | 2   |     | 1   | 1   | 44                                 |
| Average                            | 117380       | 100     | 17                                       | 17  | 21  | 17  | 12  | 5   | 3   | 4   | 4                                  |
| <u>GRADUATE<sup>4</sup></u>        |              |         |  |     |     |     |     |     |     |     |                                    |
| Agr. & Nat. Resources              | 1077         | 100     | 25                                       | 21  | 10  | 2   |     |     |     |     | 42                                 |
| Arts & Letters                     | 1639         | 100     | 40                                       | 15  | 7   | 1   | 1   |     |     |     | 36                                 |
| Business                           | 1770         | 100     | 27                                       | 34  | 26  | 5   | 1   |     |     |     | 7                                  |
| Comm. Arts & Sciences              | 735          | 100     | 35                                       | 28  | 19  | 2   | 1   |     |     | 1   | 14                                 |
| Education                          | 2431         | 100     | 36                                       | 19  | 9   | 2   | 1   |     |     |     | 33                                 |
| Engineering                        | 962          | 100     | 33                                       | 19  | 16  | 5   | 2   |     |     | 1   | 24                                 |
| Human Ecology                      | 309          | 100     | 45                                       | 19  | 10  | 1   |     |     |     |     | 25                                 |
| Human Medicine                     | 1354         | 100     | 1  |     |     |     |     |     |     |     | 99                                 |
| Natural Science                    | 2196         | 100     | 28                                       | 18  | 14  | 5   | 2   |     |     | 1   | 32                                 |
| Nursing                            | 75           | 100     | 51                                       | 9   |     |     |     |     |     | 1   | 39                                 |
| Osteopathic Medicine               | 1275         | 100     | 1  |     |     |     |     |     |     |     | 99                                 |
| Social Science                     | 1956         | 100     | 37                                       | 22  | 8   | 1   |     |     |     |     | 32                                 |
| Veterinary Medicine                | 3147         | 100     | 9  | 16  | 16  | 11  | 4   | 2   | 1   |     | 41                                 |
| All University Courses             | 2            | 100     |  |     |     |     |     |     |     |     |                                    |
| Average                            | 18928        | 100     | 25                                       | 18  | 12  | 4   | 1   |     |     |     | 40                                 |

- Notes: 1) The college teaching the student's course.  
 2) The following grades and symbols are included: CR-NC, P-N, I, DF, and V.  
 3) College totals do not include grades earned by students in the Institute of Agricultural Technology.  
 4) Includes master, doctor and graduate professional students.

MICHIGAN STATE UNIVERSITY  
Office of the Registrar

DISTRIBUTION OF COURSE GRADES BY STUDENT'S COLLEGE<sup>1</sup>  
East Lansing Campus

Winter 1984

|  | Total Grades |         | Percent Distribution of Numerical Grades |     |     |     |     |     |     |     | Percent Letter Grades <sup>2</sup> |
|--|--------------|---------|--|-----|-----|-----|-----|-----|-----|-----|------------------------------------|
|  | Number       | Percent | 4.0                                      | 3.5 | 3.0 | 2.5 | 2.0 | 1.5 | 1.0 | 0.0 |                                    |
| <u>UNDERGRADUATE</u>                               |              |         |  |     |     |     |     |     |     |     |                                    |
| Agr. & Nat. Resources <sup>3</sup>                 | 8428         | 100     | 15                                       | 17  | 20  | 17  | 13  | 6   | 4   | 4   | 4                                  |
| Arts & Letters                                     | 6595         | 100     | 27                                       | 19  | 18  | 12  | 7   | 4   | 2   | 3   | 8                                  |
| Business   | 21733        | 100     | 14                                       | 17  | 23  | 20  | 13  | 6   | 3   | 3   | 1                                  |
| Comm. Arts & Sciences                              | 14448        | 100     | 14                                       | 15  | 21  | 19  | 14  | 6   | 4   | 3   | 4                                  |
| Education  | 3210         | 100     | 20                                       | 18  | 19  | 12  | 8   | 3   | 2   | 3   | 15                                 |
| Engineering  | 15943        | 100     | 20                                       | 19  | 21  | 15  | 10  | 4   | 3   | 5   | 3                                  |
| Human Ecology                                      | 5154         | 100     | 16                                       | 18  | 20  | 17  | 12  | 5   | 3   | 3   | 6                                  |
| James Madison                                      | 2988         | 100     | 13                                       | 16  | 23  | 20  | 13  | 5   | 3   | 4   | 3                                  |
| Natural Science                                    | 16291        | 100     | 19                                       | 17  | 19  | 16  | 12  | 6   | 4   | 5   | 2                                  |
| Nursing  | 1964         | 100     | 15                                       | 19  | 21  | 15  | 12  | 6   | 4   | 4   | 4                                  |
| Social Science                                     | 11340        | 100     | 17                                       | 17  | 21  | 16  | 11  | 5   | 3   | 4   | 6                                  |
| Urban Affairs Programs                             | 4            | 100     |  |     |     |     |     |     |     |     |                                    |
| Veterinary Medicine                                | 1767         | 100     | 18                                       | 18  | 20  | 18  | 11  | 5   | 5   | 4   | 1                                  |
| Undergraduate University<br>Division-No Preference | 7319         | 100     | 12                                       | 15  | 21  | 19  | 14  | 7   | 5   | 5   | 2                                  |
| Unclassified                                       | 196          | 100     | 17                                       | 13  | 13  | 17  | 11  | 6   | 5   | 10  | 8                                  |
| Average  | 117380       | 100     | 17                                       | 17  | 21  | 17  | 12  | 5   | 3   | 4   | 4                                  |
| <u>GRADUATE</u>                                    |              |         |  |     |     |     |     |     |     |     |                                    |
| Agr. & Nat. Resources <sup>4</sup>                 | 1696         | 100     | 27                                       | 22  | 14  | 4   | 1   |     |     |     | 32                                 |
| Arts & Letters                                     | 1324         | 100     | 46                                       | 18  | 7   | 1   |     |     |     |     | 28                                 |
| Business   | 1709         | 100     | 27                                       | 34  | 24  | 4   | 1   |     |     |     | 10                                 |
| Comm. Arts & Sciences                              | 734          | 100     | 36                                       | 25  | 18  | 2   | 1   |     |     |     | 18                                 |
| Education  | 2483         | 100     | 33                                       | 20  | 10  | 2   | 1   |     |     |     | 34                                 |
| Engineering  | 1001         | 100     | 35                                       | 19  | 15  | 4   | 2   |     |     |     | 25                                 |
| Human Ecology                                      | 308          | 100     | 40                                       | 19  | 10  | 2   |     |     |     |     | 29                                 |
| Human Medicine                                     | 1770         | 100     | 2  | 1   | 1   |     |     |     |     |     | 96                                 |
| Natural Science                                    | 1527         | 100     | 28                                       | 17  | 12  | 5   | 2   |     |     | 1   | 35                                 |
| Nursing  | 66           | 100     | 50                                       | 9   |     |     |     |     |     | 2   | 39                                 |
| Osteopathic Medicine                               | 2033         | 100     |  |     |     |     |     |     |     |     | 100                                |
| Social Science                                     | 1749         | 100     | 38                                       | 21  | 8   | 1   |     |     |     |     | 32                                 |
| Veterinary Medicine                                | 2111         | 100     | 11                                       | 23  | 23  | 16  | 6   | 3   | 1   |     | 17                                 |
| Unclassified                                       | 417          | 100     | 34                                       | 19  | 18  | 3   | 4   |     |     | 4   | 18                                 |
| Average  | 18928        | 100     | 25                                       | 18  | 12  | 4   | 1   |     |     |     | 40                                 |

- Notes: 1) The college administering the student's major program.  
 2) The following grades and symbols are included: CR-NC, P-N, I, DF, and V.  
 3) College totals do not include grades earned by students in the Institute of Agricultural Technology.  
 4) Includes master, doctor and graduate professional students.

MICHIGAN STATE UNIVERSITY  
Office of the Registrar

Ranking of Cumulative Grade-Point Averages<sup>1</sup>  
COLLEGE OF AGRICULTURE AND NATURAL RESOURCES<sup>1</sup>  
East Lansing Campus

Winter 1984

| Decile                          | Percentile | Quartile | TOTAL STUDENTS |       |               |      |       |       | Graduate |      |       |
|---------------------------------|------------|----------|----------------|-------|---------------|------|-------|-------|----------|------|-------|
|                                 |            |          | Frsh.          | Soph. | Undergraduate |      | Spec. | Total | Mas.     | Dr.  | Total |
| 10                              | 95         | 4        | 3.63           | 3.53  | 3.53          | 3.53 |       | 3.54  | 3.98     | 3.94 | 3.97  |
|                                 | 90         |          | 3.40           | 3.24  | 3.30          | 3.35 |       | 3.31  | 3.88     | 3.87 | 3.87  |
|                                 | 80         |          | 3.12           | 2.88  | 2.97          | 3.12 |       | 3.05  | 3.75     | 3.75 | 3.75  |
|                                 | 75         |          | 3.04           | 2.82  | 2.87          | 3.02 |       | 2.94  | 3.70     | 3.71 | 3.70  |
| 8                               | 70         | 3        | 2.80           | 2.74  | 2.82          | 2.95 |       | 2.86  | 3.64     | 3.67 | 3.66  |
|                                 | 60         |          | 2.50           | 2.58  | 2.67          | 2.81 |       | 2.73  | 3.56     | 3.61 | 3.58  |
|                                 | 50         |          | 2.37           | 2.48  | 2.55          | 2.70 |       | 2.59  | 3.48     | 3.54 | 3.50  |
| 5                               | 40         | 2        | 2.23           | 2.35  | 2.42          | 2.56 |       | 2.46  | 3.39     | 3.45 | 3.42  |
|                                 | 30         |          | 2.12           | 2.25  | 2.29          | 2.43 |       | 2.33  | 3.27     | 3.38 | 3.33  |
|                                 | 25         |          | 2.02           | 2.15  | 2.23          | 2.36 |       | 2.27  | 3.24     | 3.33 | 3.27  |
| 3                               | 20         | 1        | 1.91           | 2.02  | 2.15          | 2.31 |       | 2.19  | 3.18     | 3.29 | 3.23  |
|                                 | 10         |          | 1.65           | 1.86  | 1.98          | 2.13 |       | 2.00  | 3.00     | 3.13 | 3.04  |
| 1                               | 0          |          | 0.00           | 0.00  | 0.00          | 0.00 |       | 0.00  | 0.00     | 0.00 | 0.00  |
| Total Number of Students Ranked |            |          | 147            | 316   | 737           | 974  | 21    | 2195  | 442      | 325  | 767   |

Note: 1) Ranking does not include grades earned by students enrolled in the Institute of Agricultural Technology.

MICHIGAN STATE UNIVERSITY  
Office of the Registrar

Ranking of Cumulative Grade-Point Averages  
COLLEGE OF ARTS AND LETTERS<sup>1</sup>  
East Lansing Campus

Winter 1984

| Decile                          | Percentile | Quartile | TOTAL STUDENTS |       |      |      |       |      | Graduate |       |     |
|---------------------------------|------------|----------|----------------|-------|------|------|-------|------|----------|-------|-----|
|                                 |            |          | Undergraduate  |       |      |      | Total | Mas. | Dr.      | Total |     |
| Frsh.                           | Soph.      | Jr.      | Sr.            | Spec. |      |      |       |      |          |       |     |
| 10                              | 95         | 4        | 3.87           | 3.73  | 3.76 | 3.78 | 3.76  | 4.00 | 4.00     | 4.00  |     |
|                                 | 90         |          | 3.66           | 3.62  | 3.59 | 3.64 | 3.63  | 4.00 | 3.97     | 3.99  |     |
| 9                               | 80         |          | 3.34           | 3.36  | 3.33 | 3.46 | 3.41  | 3.93 | 3.94     | 3.93  |     |
|                                 | 75         |          | 3.26           | 3.26  | 3.26 | 3.38 | 3.32  | 3.90 | 3.92     | 3.91  |     |
| 8                               | 70         | 3        | 3.17           | 3.12  | 3.18 | 3.30 | 3.23  | 3.88 | 3.90     | 3.88  |     |
| 7                               | 60         |          | 3.00           | 2.99  | 3.03 | 3.18 | 3.09  | 3.83 | 3.86     | 3.84  |     |
| 6                               | 50         |          | 2.88           | 2.84  | 2.89 | 3.05 | 2.94  | 3.77 | 3.81     | 3.78  |     |
| 5                               | 40         | 2        | 2.69           | 2.70  | 2.74 | 2.91 | 2.82  | 3.71 | 3.74     | 3.72  |     |
| 4                               | 30         |          | 2.53           | 2.55  | 2.63 | 2.79 | 2.66  | 3.59 | 3.70     | 3.63  |     |
|                                 | 25         |          | 2.38           | 2.45  | 2.51 | 2.72 | 2.58  | 3.54 | 3.65     | 3.58  |     |
| 3                               | 20         | 1        | 2.29           | 2.36  | 2.43 | 2.62 | 2.48  | 3.50 | 3.61     | 3.52  |     |
| 2                               | 10         |          | 2.02           | 2.11  | 2.21 | 2.42 | 2.24  | 3.30 | 3.43     | 3.35  |     |
| 1                               | 0          |          | 0.00           | 0.00  | 0.00 | 0.00 | 0.00  | 0.00 | 0.00     | 0.00  |     |
| Total Number of Students Ranked |            |          | 198            | 289   | 449  | 656  | 17    | 1609 | 344      | 200   | 544 |

Note: 1) Ranking does not include grades earned by students enrolled in the English Language Center Program.

MICHIGAN STATE UNIVERSITY  
Office of the Registrar

Ranking of Cumulative Grade-Point Averages  
COLLEGE OF BUSINESS  
East Lansing Campus

Winter 1984

| <i>Decile</i>                   | <i>Percentile</i> | <i>Quantile</i> | TOTAL STUDENTS |       |               |      |       |       | Graduate |      |       |
|---------------------------------|-------------------|-----------------|----------------|-------|---------------|------|-------|-------|----------|------|-------|
|                                 |                   |                 | Frsh.          | Soph. | Undergraduate |      | Spec. | Total | Mas.     | Dr.  | Total |
| 10                              | 95                | 4               | 3.59           | 3.48  | 3.63          | 3.65 |       | 3.59  | 3.88     | 3.92 | 3.88  |
|                                 | 90                |                 | 3.34           | 3.29  | 3.48          | 3.45 |       | 3.41  | 3.78     | 3.84 | 3.80  |
| 9                               | 80                |                 | 3.10           | 3.05  | 3.23          | 3.21 |       | 3.16  | 3.67     | 3.75 | 3.68  |
|                                 | 75                |                 | 3.00           | 2.99  | 3.16          | 3.12 |       | 3.07  | 3.63     | 3.71 | 3.64  |
| 8                               | 70                | 3               | 2.87           | 2.92  | 3.09          | 3.06 |       | 3.00  | 3.56     | 3.68 | 3.60  |
|                                 | 60                |                 | 2.70           | 2.76  | 2.97          | 2.95 |       | 2.88  | 3.50     | 3.63 | 3.51  |
| 7                               | 50                |                 | 2.52           | 2.62  | 2.85          | 2.86 |       | 2.75  | 3.42     | 3.56 | 3.45  |
| 5                               | 40                | 2               | 2.38           | 2.51  | 2.74          | 2.75 |       | 2.62  | 3.35     | 3.48 | 3.38  |
| 4                               | 30                |                 | 2.19           | 2.36  | 2.63          | 2.65 |       | 2.50  | 3.26     | 3.40 | 3.29  |
|                                 | 25                |                 | 2.09           | 2.30  | 2.57          | 2.60 |       | 2.42  | 3.25     | 3.36 | 3.26  |
| 3                               | 20                | 1               | 1.97           | 2.20  | 2.51          | 2.54 |       | 2.33  | 3.18     | 3.32 | 3.21  |
|                                 | 10                |                 | 1.71           | 1.99  | 2.31          | 2.37 |       | 2.08  | 3.05     | 3.21 | 3.07  |
| 2                               | 0                 |                 | 0.00           | 0.00  | 0.00          | 0.00 |       | 0.00  | 0.00     | 0.00 | 0.00  |
| Total Number of Students Ranked |                   |                 | 1179           | 1634  | 1365          | 1643 | 5     | 5826  | 622      | 147  | 769   |

MICHIGAN STATE UNIVERSITY  
Office of the Registrar

Ranking of Cumulative Grade-Point Averages  
COLLEGE OF COMMUNICATION ARTS AND SCIENCES  
East Lansing Campus

Winter 1984

| Decile                          | Percentile | Quartile | TOTAL STUDENTS |      |      |      |       |       | Graduate |      |       |
|---------------------------------|------------|----------|----------------|------|------|------|-------|-------|----------|------|-------|
|                                 |            |          | Undergraduate  |      |      |      | Spec. | Total | Mas.     | Dr.  | Total |
| Frsh.                           | Soph.      | Jr.      | Sr.            |      |      |      |       |       |          |      |       |
| 10                              | 95         | 4        | 3.63           | 3.45 | 3.38 | 3.52 |       | 3.48  | 4.00     | 4.00 | 4.00  |
|                                 | 90         |          | 3.40           | 3.29 | 3.15 | 3.34 |       | 3.28  | 3.89     |      | 3.89  |
|                                 | 80         |          | 3.16           | 2.99 | 2.93 | 3.09 |       | 3.02  | 3.76     |      | 3.79  |
|                                 | 75         |          | 3.02           | 2.91 | 2.84 | 3.01 |       | 2.94  | 3.72     | 3.86 | 3.75  |
| 8                               | 70         | 3        | 2.93           | 2.82 | 2.76 | 2.95 |       | 2.86  | 3.69     |      | 3.71  |
|                                 | 60         |          | 2.71           | 2.66 | 2.64 | 2.83 |       | 2.71  | 3.60     |      | 3.64  |
|                                 | 50         |          | 2.54           | 2.54 | 2.53 | 2.71 |       | 2.59  | 3.51     | 3.69 | 3.54  |
| 5                               | 40         | 2        | 2.34           | 2.40 | 2.41 | 2.60 |       | 2.46  | 3.42     |      | 3.47  |
|                                 | 30         |          | 2.19           | 2.26 | 2.29 | 2.48 |       | 2.34  | 3.29     |      | 3.33  |
|                                 | 25         |          | 2.13           | 2.16 | 2.22 | 2.41 |       | 2.27  | 3.25     | 3.55 | 3.27  |
| 3                               | 20         | 1        | 2.04           | 2.08 | 2.17 | 2.36 |       | 2.19  | 3.18     |      | 3.22  |
|                                 | 10         |          | 1.75           | 1.89 | 2.01 | 2.20 |       | 2.01  | 3.00     |      | 3.01  |
| 1                               | 0          |          | 0.00           | 0.00 | 0.00 | 0.00 |       | 0.00  | 0.00     | 0.00 | 0.00  |
| Total Number of Students Ranked |            |          | 468            | 746  | 1375 | 1186 | 15    | 3790  | 260      | 49   | 309   |

MICHIGAN STATE UNIVERSITY  
Office of the Registrar

Ranking of Cumulative Grade-Point Averages  
COLLEGE OF EDUCATION  
East Lansing Campus

Winter 1984

| <i>Decile</i> | <i>Percentile</i> | <i>Quartile</i> | TOTAL STUDENTS |       |               |      |       |       | Graduate |      |       |  |
|---------------|-------------------|-----------------|----------------|-------|---------------|------|-------|-------|----------|------|-------|--|
|               |                   |                 | Frsh.          | Soph. | Undergraduate |      | Spec. | Total | Mas.     | Dr.  | Total |  |
|               |                   |                 |                |       | Jr.           | Sr.  |       |       |          |      |       |  |
| 10            | 95                |                 | 3.50           | 3.75  | 3.66          | 3.74 | 4.00  | 3.72  | 4.00     | 4.00 | 4.00  |  |
|               | 90                |                 | 3.20           | 3.42  | 3.50          | 3.60 | 3.75  | 3.54  | 3.94     | 3.94 | 3.94  |  |
|               | 80                | 4               | 3.04           | 3.14  | 3.23          | 3.38 | 3.51  | 3.33  | 3.83     | 3.89 | 3.86  |  |
|               | 75                |                 | 2.88           | 2.96  | 3.13          | 3.31 | 3.46  | 3.22  | 3.79     | 3.86 | 3.83  |  |
| 8             | 70                |                 | 2.82           | 2.92  | 3.04          | 3.24 | 3.39  | 3.10  | 3.75     | 3.83 | 3.79  |  |
|               | 60                | 3               | 2.67           | 2.70  | 2.95          | 3.07 | 3.25  | 2.96  | 3.68     | 3.77 | 3.74  |  |
| 6             | 50                |                 | 2.52           | 2.57  | 2.80          | 2.93 | 3.06  | 2.83  | 3.59     | 3.72 | 3.67  |  |
|               |                   |                 |                |       |               |      |       |       |          |      |       |  |
| 5             | 40                |                 | 2.39           | 2.46  | 2.64          | 2.81 | 2.92  | 2.67  | 3.50     | 3.66 | 3.59  |  |
|               | 30                | 2               | 2.25           | 2.37  | 2.49          | 2.68 | 2.77  | 2.51  | 3.41     | 3.59 | 3.50  |  |
|               | 25                |                 | 2.24           | 2.30  | 2.44          | 2.59 | 2.66  | 2.44  | 3.34     | 3.55 | 3.46  |  |
| 3             | 20                |                 | 2.17           | 2.16  | 2.36          | 2.51 | 2.60  | 2.37  | 3.26     | 3.51 | 3.40  |  |
|               | 10                | 1               | 1.60           | 1.94  | 2.14          | 2.29 | 2.41  | 2.13  | 3.05     | 3.39 | 3.20  |  |
| 1             | 0                 |                 | 0.00           | 0.00  | 0.00          | 0.00 | 0.00  | 0.00  | 0.00     | 0.00 | 0.00  |  |

Total Number  
of Students  
Ranked

80      166      220      339      102      907      656      585      1241



MICHIGAN STATE UNIVERSITY  
Office of the Registrar

Ranking of Cumulative Grade-Point Averages  
COLLEGE OF ENGINEERING  
East Lansing Campus

Winter 1984

| <i>Decile</i>                   | <i>Percentile</i> | <i>Quartile</i> | TOTAL STUDENTS |       |                          |       | Graduate |      |      |       |      |
|---------------------------------|-------------------|-----------------|----------------|-------|--------------------------|-------|----------|------|------|-------|------|
|                                 |                   |                 | Frsh.          | Soph. | Undergraduate<br>Jr. Sr. | Spec. | Total    | Mas. | Dr.  | Total |      |
| 10                              | 95                | 4               | 3.67           | 3.64  | 3.76                     | 3.72  |          | 3.70 | 4.00 | 4.00  | 4.00 |
|                                 | 90                |                 | 3.47           | 3.45  | 3.66                     | 3.55  |          | 3.53 | 3.92 | 3.93  | 3.92 |
| 9                               | 80                |                 | 3.22           | 3.23  | 3.46                     | 3.40  |          | 3.33 | 3.83 | 3.78  | 3.81 |
|                                 | 75                |                 | 3.12           | 3.14  | 3.38                     | 3.33  |          | 3.25 | 3.77 | 3.77  | 3.77 |
| 8                               | 70                | 3               | 3.00           | 3.06  | 3.32                     | 3.26  |          | 3.18 | 3.70 | 3.75  | 3.73 |
| 7                               | 60                |                 | 2.82           | 2.93  | 3.22                     | 3.16  |          | 3.07 | 3.63 | 3.70  | 3.66 |
| 6                               | 50                |                 | 2.65           | 2.79  | 3.16                     | 3.09  |          | 2.96 | 3.54 | 3.65  | 3.60 |
| 5                               | 40                | 2               | 2.45           | 2.65  | 3.08                     | 3.02  |          | 2.82 | 3.44 | 3.61  | 3.50 |
| 4                               | 30                |                 | 2.29           | 2.52  | 3.01                     | 2.95  |          | 2.65 | 3.33 | 3.55  | 3.41 |
|                                 | 25                |                 | 2.18           | 2.44  | 2.95                     | 2.90  |          | 2.55 | 3.27 | 3.49  | 3.35 |
| 3                               | 20                | 1               | 2.05           | 2.34  | 2.90                     | 2.84  |          | 2.44 | 3.21 | 3.46  | 3.29 |
| 2                               | 10                |                 | 1.71           | 2.13  | 2.72                     | 2.71  |          | 2.13 | 2.96 | 3.38  | 3.07 |
| 1                               | 0                 |                 | 0.00           | 0.00  | 0.00                     | 0.00  |          | 0.00 | 0.00 | 0.00  | 0.00 |
| Total Number of Students Ranked |                   |                 | 1190           | 1184  | 734                      | 918   | 10       | 4036 | 284  | 133   | 417  |

MICHIGAN STATE UNIVERSITY  
Office of the Registrar

Ranking of Cumulative Grade-Point Averages  
COLLEGE OF HUMAN ECOLOGY  
East Lansing Campus

Winter 1984

| <i>Decile</i>                   | <i>Percentile</i> | <i>Quartile</i> | TOTAL STUDENTS |       |               |      |       |       | Graduate |      |       |
|---------------------------------|-------------------|-----------------|----------------|-------|---------------|------|-------|-------|----------|------|-------|
|                                 |                   |                 | Frsh.          | Soph. | Undergraduate |      | Spec. | Total | Mas.     | Dr.  | Total |
|                                 | 95                |                 | 3.75           | 3.40  | 3.48          | 3.63 |       | 3.57  | 4.00     | 4.00 | 4.00  |
| 10                              | 90                |                 | 3.50           | 3.26  | 3.32          | 3.47 |       | 3.36  | 4.00     |      | 4.00  |
| 9                               | 80                | 4               | 3.13           | 3.07  | 3.06          | 3.23 |       | 3.13  | 3.91     |      | 3.91  |
|                                 | 75                |                 | 3.03           | 2.99  | 2.99          | 3.12 |       | 3.04  | 3.85     | 3.91 | 3.88  |
| 8                               | 70                |                 | 2.89           | 2.81  | 2.89          | 3.04 |       | 2.95  | 3.83     |      | 3.85  |
| 7                               | 60                | 3               | 2.69           | 2.66  | 2.72          | 2.90 |       | 2.81  | 3.76     |      | 3.79  |
| 6                               | 50                |                 | 2.55           | 2.52  | 2.59          | 2.79 |       | 2.67  | 3.70     | 3.81 | 3.74  |
|                                 | 40                |                 | 2.35           | 2.40  | 2.49          | 2.69 |       | 2.53  | 3.66     |      | 3.67  |
| 5                               | 30                | 2               | 2.18           | 2.31  | 2.36          | 2.55 |       | 2.39  | 3.54     |      | 3.58  |
| 4                               | 25                |                 | 2.09           | 2.23  | 2.28          | 2.47 |       | 2.33  | 3.52     | 3.61 | 3.54  |
| 3                               | 20                |                 | 2.02           | 2.17  | 2.21          | 2.37 |       | 2.26  | 3.50     |      | 3.51  |
| 2                               | 10                | 1               | 1.74           | 1.98  | 2.02          | 2.21 |       | 2.05  | 3.28     |      | 3.33  |
| 1                               | 0                 |                 | 0.00           | 0.00  | 0.00          | 0.00 |       | 0.00  | 0.00     | 0.00 | 0.00  |
| Total Number of Students Ranked |                   |                 | 100            | 237   | 446           | 511  | 13    | 1307  | 116      | 53   | 169   |

MICHIGAN STATE UNIVERSITY  
Office of the Registrar

Ranking of Cumulative Grade-Point Averages  
COLLEGE OF HUMAN MEDICINE <sup>1</sup>  
East Lansing Campus

Winter 1984

| <i>Decile</i>                         | <i>Percentile</i> | <i>Quartile</i> | TOTAL STUDENTS |      |       |
|---------------------------------------|-------------------|-----------------|----------------|------|-------|
|                                       |                   |                 | Mas.           | Dr.  | Total |
| 10                                    | 95                | 4               |                |      | 3.96  |
|                                       | 90                |                 |                |      |       |
| 9                                     | 80                |                 |                |      |       |
|                                       | 75                |                 |                |      | 3.70  |
| 8                                     | 70                | 3               |                |      |       |
| 7                                     | 60                |                 |                |      |       |
| 6                                     | 50                |                 |                |      | 3.49  |
| 5                                     | 40                | 2               |                |      |       |
| 4                                     | 30                |                 |                |      |       |
|                                       | 25                |                 |                | 3.32 |       |
| 3                                     | 20                | 1               |                |      |       |
| 2                                     | 10                |                 |                |      |       |
| 1                                     | 0                 |                 |                |      | 0.00  |
| Total Number<br>of Students<br>Ranked |                   |                 | 15             | 46   | 61    |

Note: 1) The grades of students enrolled in the undergraduate Medical Technology Program are now included in the College of Natural Science.

MICHIGAN STATE UNIVERSITY  
Office of the Registrar

Ranking of Cumulative Grade-Point Averages  
JAMES MADISON COLLEGE  
East Lansing Campus

Winter 1984

| <i>Decile</i>                   | <i>Percentile</i> | <i>Quartile</i> | TOTAL STUDENTS |       |      |      |       |       |
|---------------------------------|-------------------|-----------------|----------------|-------|------|------|-------|-------|
|                                 |                   |                 | Undergraduate  |       |      |      |       |       |
|                                 |                   |                 | Frsh.          | Soph. | Jr.  | Sr.  | Spec. | Total |
| 10                              | 95                | 4               | 3.53           | 3.52  | 3.65 | 3.60 |       | 3.57  |
|                                 | 90                |                 | 3.33           | 3.39  | 3.49 | 3.46 |       | 3.39  |
| 9                               | 80                |                 | 3.08           | 3.17  | 3.20 | 3.28 |       | 3.19  |
| 8                               | 75                | 3               | 3.00           | 3.06  | 3.11 | 3.22 |       | 3.10  |
|                                 | 70                |                 | 2.90           | 3.00  | 3.05 | 3.15 |       | 3.03  |
| 7                               | 60                |                 | 2.71           | 2.83  | 3.01 | 3.04 |       | 2.91  |
| 6                               | 50                |                 | 2.55           | 2.72  | 2.78 | 2.95 |       | 2.75  |
| 5                               | 40                | 2               | 2.45           | 2.60  | 2.67 | 2.88 |       | 2.61  |
| 4                               | 30                |                 | 2.31           | 2.44  | 2.49 | 2.74 |       | 2.46  |
|                                 | 25                |                 | 2.15           | 2.37  | 2.43 | 2.63 |       | 2.39  |
| 3                               | 20                | 1               | 2.03           | 2.31  | 2.37 | 2.54 |       | 2.32  |
| 2                               | 10                |                 | 1.70           | 2.09  | 2.17 | 2.38 |       | 2.04  |
| 1                               | 0                 |                 | 0.00           | 0.00  | 0.00 | 0.00 |       | 0.00  |
| Total Number of Students Ranked |                   |                 | 232            | 207   | 185  | 171  | 2     | 797   |

MICHIGAN STATE UNIVERSITY  
Office of the Registrar

Ranking of Cumulative Grade-Point Averages  
COLLEGE OF NATURAL SCIENCE  
East Lansing Campus

Winter 1984

| Decile                          | Percentile | Quartile | TOTAL STUDENTS |             |             |             |       |             | Graduate    |             |             |
|---------------------------------|------------|----------|----------------|-------------|-------------|-------------|-------|-------------|-------------|-------------|-------------|
|                                 |            |          | Undergraduate  |             |             |             |       | Total       | Mas.        | Dr.         | Total       |
|                                 |            |          | Frsh.          | Soph.       | Jr.         | Sr.         | Spec. | Total       |             |             |             |
| 10                              | 95         |          | 3.74           | 3.70        | 3.74        | 3.75        |       | 3.73        | 3.90        | 4.00        | 3.97        |
|                                 | 90         |          | 3.55           | 3.47        | 3.52        | 3.59        |       | 3.54        | 3.83        | 3.92        | 3.90        |
| 9                               | 80         | 4        | 3.29           | 3.22        | 3.23        | 3.35        |       | 3.27        | 3.70        | 3.84        | 3.80        |
|                                 | 75         |          | <u>3.14</u>    | <u>3.12</u> | <u>3.13</u> | <u>3.25</u> |       | <u>3.17</u> | <u>3.63</u> | <u>3.79</u> | <u>3.75</u> |
| 8                               | 70         |          | 3.05           | 3.03        | 3.03        | 3.17        |       | 3.08        | 3.58        | 3.76        | 3.71        |
|                                 | 60         | 3        | 2.83           | 2.89        | 2.84        | 3.02        |       | 2.90        | 3.49        | 3.69        | 3.62        |
| 6                               | 50         |          | 2.66           | 2.70        | 2.70        | 2.83        |       | 2.74        | 3.37        | 3.60        | 3.53        |
|                                 |            |          |                |             |             |             |       |             |             |             |             |
| 5                               | 40         |          | 2.45           | 2.53        | 2.57        | 2.71        |       | 2.59        | 3.29        | 3.51        | 3.43        |
|                                 | 30         | 2        | 2.25           | 2.35        | 2.39        | 2.56        |       | 2.42        | 3.19        | 3.42        | 3.34        |
|                                 | 25         |          | <u>2.13</u>    | <u>2.27</u> | <u>2.31</u> | <u>2.49</u> |       | <u>2.33</u> | <u>3.15</u> | <u>3.38</u> | <u>3.27</u> |
| 3                               | 20         |          | 2.00           | 2.19        | 2.21        | 2.43        |       | 2.23        | 3.06        | 3.32        | 3.20        |
|                                 | 10         | 1        | 1.68           | 1.96        | 1.95        | 2.25        |       | 1.97        | 2.79        | 3.12        | 3.00        |
| 1                               | 0          |          | 0.00           | 0.00        | 0.00        | 0.00        |       | 0.00        | 0.00        | 0.00        | 0.00        |
| Total Number of Students Ranked |            |          | 900            | 850         | 1127        | 1080        | 52    | 4009        | 274         | 488         | 762         |

MICHIGAN STATE UNIVERSITY  
Office of the Registrar

Ranking of Cumulative Grade-Point Averages  
COLLEGE OF NURSING  
East Lansing Campus

Winter 1984

| Decile                          | Percentile | Quartile | TOTAL STUDENTS |      |      |      |       |       | Graduate |     |       |
|---------------------------------|------------|----------|----------------|------|------|------|-------|-------|----------|-----|-------|
|                                 |            |          | Undergraduate  |      |      |      | Spec. | Total | Mas.     | Dr. | Total |
| Frsh.                           | Soph.      | Jr.      | Sr.            |      |      |      |       |       |          |     |       |
| 10                              | 95         | 4        | 3.34           | 3.68 | 3.80 | 3.78 |       | 3.69  | 4.00     |     | 4.00  |
|                                 | 90         |          | 3.16           | 3.48 | 3.67 | 3.67 |       | 3.57  |          |     |       |
|                                 | 80         |          | 2.90           | 3.25 | 3.50 | 3.56 |       | 3.42  |          |     |       |
|                                 | 75         |          | 2.83           | 3.17 | 3.49 | 3.51 |       | 3.33  | 4.00     |     | 4.00  |
| 8                               | 70         | 3        | 2.69           | 3.12 | 3.45 | 3.47 |       | 3.27  |          |     |       |
|                                 | 60         |          | 2.52           | 3.01 | 3.37 | 3.39 |       | 3.13  |          |     |       |
|                                 | 50         |          | 2.38           | 2.84 | 3.30 | 3.30 |       | 2.96  | 3.89     |     | 3.89  |
| 5                               | 40         | 2        | 2.19           | 2.69 | 3.17 | 3.24 |       | 2.76  |          |     |       |
|                                 | 30         |          | 2.02           | 2.52 | 3.09 | 3.14 |       | 2.52  |          |     |       |
|                                 | 25         |          | 1.91           | 2.48 | 3.04 | 3.08 |       | 2.43  | 3.75     |     | 3.75  |
| 3                               | 20         | 1        | 1.81           | 2.34 | 2.88 | 3.00 |       | 2.25  |          |     |       |
|                                 | 10         |          | 1.52           | 1.94 | 2.61 | 2.71 |       | 1.87  |          |     |       |
| 1                               | 0          |          | 0.00           | 0.00 | 0.00 | 0.00 |       | 0.00  | 2.93     |     | 2.93  |
| Total Number of Students Ranked |            |          | 195            | 153  | 96   | 163  |       | 607   | 30       |     | 30    |

MICHIGAN STATE UNIVERSITY  
Office of the Registrar

Ranking of Cumulative Grade-Point Averages  
COLLEGE OF SOCIAL SCIENCE  
East Lansing Campus

Winter 1984

| Decile                          | Percentile | Quartile | TOTAL STUDENTS |       |               |      |       |       | Graduate |      |       |
|---------------------------------|------------|----------|----------------|-------|---------------|------|-------|-------|----------|------|-------|
|                                 |            |          | Frsh.          | Soph. | Undergraduate |      | Spec. | Total | Mas.     | Dr.  | Total |
|                                 | 95         |          | 3.41           | 3.63  | 3.67          | 3.63 |       | 3.63  | 4.00     | 4.00 | 4.00  |
| 10                              | 90         |          | 3.21           | 3.43  | 3.44          | 3.47 |       | 3.43  | 3.97     | 3.97 | 3.97  |
|                                 | 80         | 4        | 2.96           | 3.14  | 3.17          | 3.23 |       | 3.18  | 3.87     | 3.92 | 3.90  |
|                                 | 75         |          | 2.85           | 3.02  | 3.06          | 3.15 |       | 3.09  | 3.83     | 3.91 | 3.86  |
| 8                               | 70         |          | 2.77           | 2.91  | 2.97          | 3.07 |       | 2.99  | 3.78     | 3.89 | 3.83  |
|                                 | 60         | 3        | 2.56           | 2.81  | 2.80          | 2.94 |       | 2.83  | 3.71     | 3.82 | 3.76  |
| 6                               | 50         |          | 2.40           | 2.57  | 2.67          | 2.81 |       | 2.68  | 3.65     | 3.77 | 3.69  |
|                                 | 40         |          | 2.25           | 2.41  | 2.53          | 2.66 |       | 2.54  | 3.57     | 3.72 | 3.62  |
| 5                               | 30         | 2        | 2.09           | 2.23  | 2.39          | 2.52 |       | 2.39  | 3.49     | 3.66 | 3.53  |
|                                 | 25         |          | 1.98           | 2.15  | 2.31          | 2.46 |       | 2.31  | 3.41     | 3.62 | 3.50  |
| 3                               | 20         |          | 1.84           | 2.11  | 2.23          | 2.39 |       | 2.23  | 3.36     | 3.57 | 3.43  |
|                                 | 10         | 1        | 1.55           | 1.89  | 2.02          | 2.22 |       | 2.02  | 3.18     | 3.46 | 3.26  |
| 1                               | 0          |          | 0.00           | 0.00  | 0.00          | 0.00 |       | 0.00  | 0.00     | 0.00 | 0.00  |
| Total Number of Students Ranked |            |          | 332            | 484   | 1061          | 1111 | 22    | 3010  | 496      | 257  | 753   |

MICHIGAN STATE UNIVERSITY  
Office of the Registrar

Ranking of Cumulative Grade-Point Averages  
COLLEGE OF VETERINARY MEDICINE  
East Lansing Campus

Winter 1984

| Decile                          | Percentile | Quartile | TOTAL STUDENTS |       |               |     | Graduate |      |     |       |    |    |
|---------------------------------|------------|----------|----------------|-------|---------------|-----|----------|------|-----|-------|----|----|
|                                 |            |          | Frsh.          | Soph. | Undergraduate |     | Total    | Mas. | Dr. | Total |    |    |
|                                 |            |          |                |       | Jr.           | Sr. | Spec.    |      |     |       |    |    |
| 10                              | 95         | 4        | 3.73           | 3.79  |               |     |          |      |     | 4.00  |    |    |
|                                 | 90         |          | 3.50           | 3.62  |               |     |          |      |     | 3.56  |    |    |
| 9                               | 80         |          | 3.28           | 3.38  |               |     |          |      |     | 3.33  |    |    |
|                                 | 75         |          | 3.13           | 3.27  |               |     |          |      |     | 3.20  |    |    |
| 8                               | 70         | 3        | 3.02           | 3.18  |               |     |          |      |     | 3.11  |    |    |
|                                 | 60         |          | 2.81           | 3.06  |               |     |          |      |     | 2.90  |    |    |
| 7                               | 50         |          | 2.63           | 2.88  |               |     |          |      |     | 2.74  |    |    |
|                                 |            |          |                |       |               |     |          |      |     | 3.66  |    |    |
| 5                               | 40         | 2        | 2.48           | 2.71  |               |     |          |      |     | 2.56  |    |    |
| 4                               | 30         |          | 2.33           | 2.48  |               |     |          |      |     | 2.42  |    |    |
|                                 | 25         |          | 2.24           | 2.43  |               |     |          |      |     | 2.32  |    |    |
| 3                               | 20         | 1        | 2.13           | 2.36  |               |     |          |      |     | 2.23  |    |    |
|                                 | 10         |          | 1.80           | 2.13  |               |     |          |      |     | 2.02  |    |    |
| 2                               | 0          |          | 0.00           | 0.00  |               |     |          |      |     | 0.00  |    |    |
|                                 |            |          |                |       |               |     |          |      |     | 0.00  |    |    |
| Total Number of Students Ranked |            |          | 223            | 176   |               |     |          |      | 399 | 33    | 23 | 56 |



MICHIGAN STATE UNIVERSITY  
Office of the Registrar

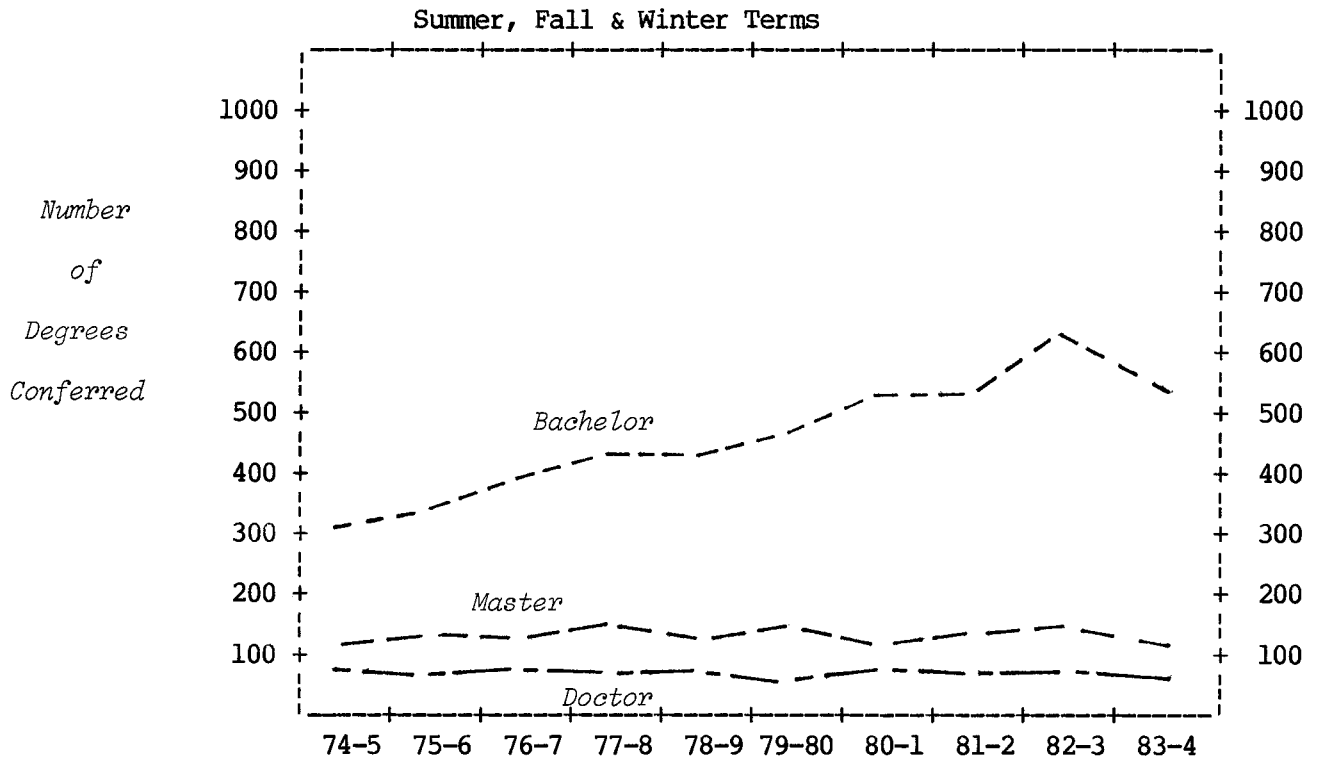
Ranking of Cumulative Grade-Point Averages  
UNDERGRADUATE UNIVERSITY DIVISION - NO PREFERENCE  
East Lansing Campus

Winter 1984

| <i>Decile</i>                   | <i>Percentile</i> | <i>Quartile</i> | TOTAL STUDENTS |       |     |     |       | Total |
|---------------------------------|-------------------|-----------------|----------------|-------|-----|-----|-------|-------|
|                                 |                   |                 | Undergraduate  |       |     |     |       |       |
|                                 |                   |                 | Frsh.          | Soph. | Jr. | Sr. | Spec. |       |
| 10                              | 95                | 4               | 3.58           | 3.50  |     |     |       | 3.54  |
|                                 | 90                |                 | 3.34           | 3.25  |     |     |       | 3.33  |
| 9                               | 80                |                 | 3.07           | 2.96  |     |     |       | 3.04  |
|                                 | 75                |                 | 2.96           | 2.86  |     |     |       | 2.92  |
| 8                               | 70                | 3               | 2.85           | 2.76  |     |     |       | 2.82  |
|                                 | 60                |                 | 2.68           | 2.58  |     |     |       | 2.64  |
| 7                               | 50                |                 | 2.52           | 2.47  |     |     |       | 2.50  |
|                                 |                   |                 |                |       |     |     |       |       |
| 5                               | 40                | 2               | 2.36           | 2.30  |     |     |       | 2.34  |
| 4                               | 30                |                 | 2.20           | 2.17  |     |     |       | 2.19  |
|                                 | 25                |                 | 2.09           | 2.08  |     |     |       | 2.09  |
|                                 | 20                | 1               | 1.97           | 2.01  |     |     |       | 2.00  |
| 2                               | 10                |                 | 1.69           | 1.83  |     |     |       | 1.75  |
| 1                               | 0                 |                 | 0.00           | 0.00  |     |     |       | 0.00  |
| Total Number of Students Ranked |                   |                 | 1224           | 612   |     |     | 1     | 1837  |

MICHIGAN STATE UNIVERSITY  
Office of the Registrar

Trendgraph of Degrees Conferred  
COLLEGE OF AGRICULTURE AND NATURAL RESOURCES  
East Lansing Campus

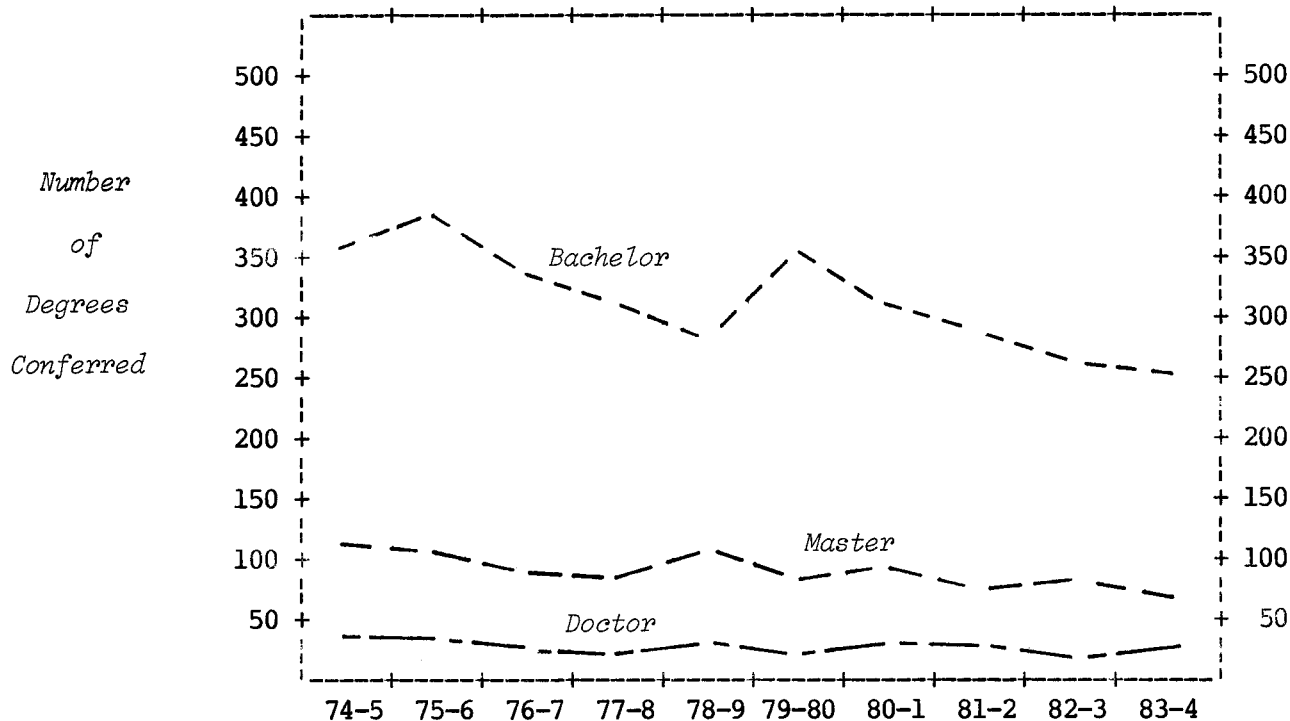


| <u>TYPE OF DEGREE</u> |  | 74-5 | 75-6 | 76-7 | 77-8 | 78-9 | 79-80 | 80-1 | 81-2 | 82-3 | 83-4  |
|-----------------------|--|------|------|------|------|------|-------|------|------|------|-------|
| Bachelor of Science   |  | 307  | 339  | 397  | 435  | 436  | 478   | 516  | 526  | 623  | 529   |
| Master of Arts        |  |      |      |      |      |      |       |      |      | 10   | 10    |
| Master of Science     |  | 105  | 128  | 116  | 139  | 104  | 142   | 100  | 118  | 122  | 91    |
| Total Masters         |  | 105  | 128  | 116  | 139  | 104  | 142   | 100  | 118  | 132  | 101   |
| Doctor of Philosophy  |  | 81   | 55   | 68   | 62   | 63   | 52    | 69   | 61   | 68   | 54    |
| <u>GENDER</u>         |  | 74-5 | 75-6 | 76-7 | 77-8 | 78-9 | 79-80 | 80-1 | 81-2 | 82-3 | 83-4  |
| Women                 |  | 89   | 105  | 150  | 167  | 175  | 208   | 228  | 232  | 307  | 222   |
| Men                   |  | 404  | 417  | 431  | 469  | 428  | 464   | 457  | 473  | 516  | 462   |
| <u>TERM</u>           |  | 74-5 | 75-6 | 76-7 | 77-8 | 78-9 | 79-80 | 80-1 | 81-2 | 82-3 | 83-4  |
| Summer                |  | 126  | 159  | 158  | 216  | 165  | 190   | 221  | 193  | 263  | 223   |
| Fall                  |  | 185  | 192  | 199  | 205  | 199  | 265   | 259  | 268  | 317  | 265   |
| Winter                |  | 182  | 171  | 224  | 215  | 239  | 217   | 205  | 244  | 243  | 196   |
| TOTAL COLLEGE         |  | 493  | 522  | 581  | 636  | 603  | 672   | 685  | 705  | 823  | 684   |
| % Increase - College  |  |      | 5.9  | 11.3 | 9.5  | -5.2 | 11.4  | 1.9  | 2.9  | 16.7 | -16.9 |
| - Campus              |  |      | 8.0  | -2.0 | -4.6 | 0.5  | 7.5   | -3.6 | 3.7  | -5.6 | -7.1  |

MICHIGAN STATE UNIVERSITY  
Office of the Registrar

Trendgraph of Degrees Conferred  
COLLEGE OF ARTS AND LETTERS  
East Lansing Campus

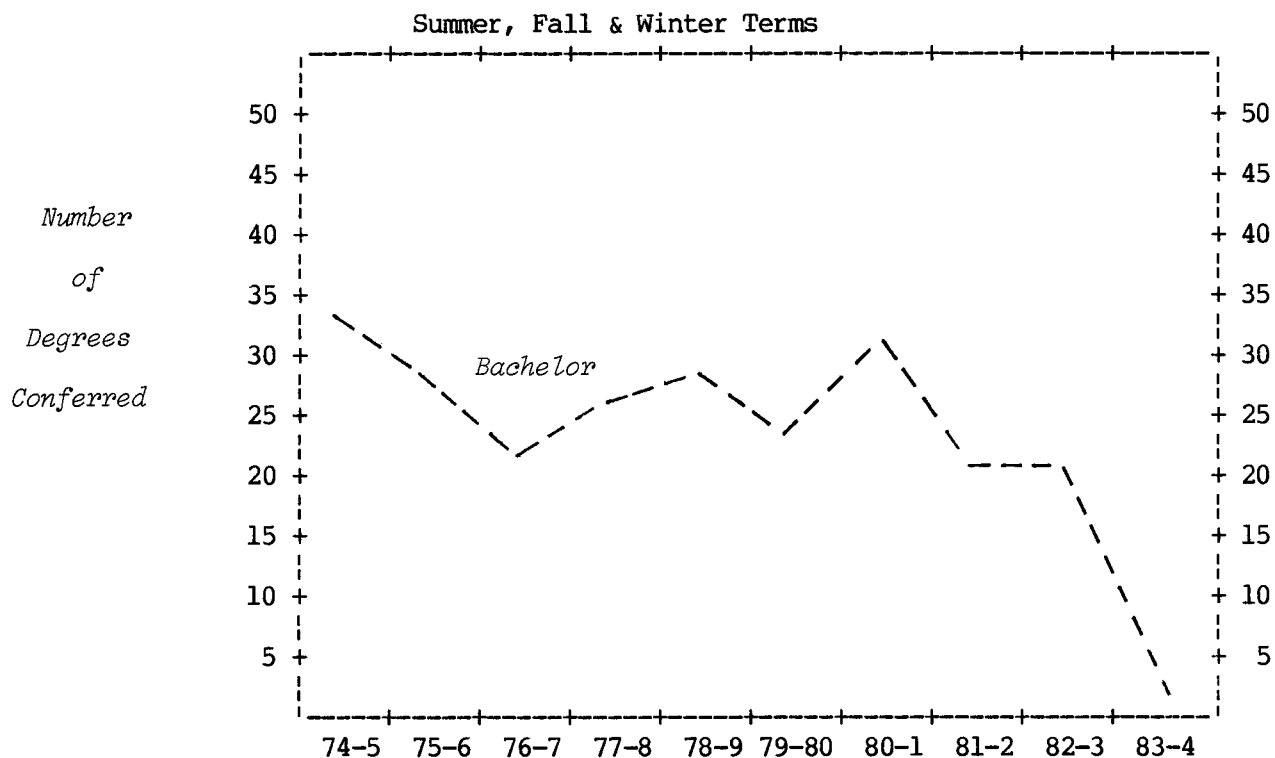
Summer, Fall & Winter Terms



| <u>TYPE OF DEGREE</u>               | 74-5 | 75-6 | 76-7  | 77-8 | 78-9 | 79-80 | 80-1 | 81-2 | 82-3 | 83-4 |
|-------------------------------------|------|------|-------|------|------|-------|------|------|------|------|
| Bachelor of Arts                    | 281  | 313  | 268   | 242  | 213  | 253   | 227  | 233  | 202  | 199  |
| Bachelor of Fine Arts               | 30   | 24   | 31    | 31   | 38   | 42    | 32   | 30   | 28   | 27   |
| Bachelor of Music                   | 48   | 52   | 45    | 42   | 40   | 63    | 51   | 34   | 36   | 29   |
| Total Bachelors                     | 359  | 389  | 344   | 315  | 291  | 358   | 310  | 297  | 266  | 255  |
| Master of Arts                      | 87   | 75   | 74    | 68   | 71   | 57    | 62   | 51   | 63   | 50   |
| Master of Arts for Teachers         | 1    |      |       |      |      |       |      |      |      |      |
| Master of Fine Arts                 | 5    | 3    | 7     | 5    | 5    | 9     | 5    | 9    | 6    | 4    |
| Master of Music                     | 22   | 24   | 15    | 20   | 26   | 20    | 29   | 15   | 19   | 12   |
| Total Masters                       | 115  | 102  | 96    | 93   | 102  | 86    | 96   | 75   | 88   | 66   |
| Doctor of Musical Arts              |      |      |       |      |      |       |      |      |      | 1    |
| Doctor of Philosophy                | 38   | 37   | 28    | 22   | 31   | 20    | 30   | 29   | 19   | 28   |
| Total Doctors                       | 38   | 37   | 28    | 22   | 31   | 20    | 30   | 29   | 19   | 29   |
| Diploma for Advanced Graduate Study | 2    | 1    | 1     |      | 1    | 3     | 1    |      |      | 1    |
| <u>GENDER</u>                       |      |      |       |      |      |       |      |      |      |      |
| Women                               | 291  | 306  | 282   | 255  | 235  | 286   | 264  | 237  | 217  | 218  |
| Men                                 | 223  | 223  | 187   | 175  | 190  | 181   | 173  | 164  | 156  | 133  |
| <u>TERM</u>                         |      |      |       |      |      |       |      |      |      |      |
| Summer                              | 231  | 237  | 220   | 207  | 178  | 209   | 190  | 181  | 177  | 141  |
| Fall                                | 133  | 156  | 140   | 111  | 137  | 141   | 139  | 117  | 111  | 110  |
| Winter                              | 150  | 136  | 109   | 112  | 110  | 117   | 108  | 103  | 85   | 100  |
| TOTAL COLLEGE                       | 514  | 529  | 469   | 430  | 425  | 467   | 437  | 401  | 373  | 351  |
| % Increase - College                |      | 2.9  | -11.3 | -8.3 | -1.2 | 9.9   | -6.4 | -8.2 | -7.0 | -5.9 |

MICHIGAN STATE UNIVERSITY  
Office of the Registrar

Trendgraph of Degrees Conferred  
LYMAN BRIGGS COLLEGE<sup>1</sup>  
East Lansing Campus



TYPE OF DEGREE  
Bachelor of Science

33 28 22 26 28 24 31 21 21 2

GENDER

Women 13 8 4 7 9 3 6 4 10 2  
Men 20 20 18 19 19 21 25 17 11

TERM

Summer 13 13 6 7 7 17 13 12 7 2  
Fall 8 5 7 10 10 4 12 3 8  
Winter 12 10 9 9 11 3 6 6 6

TOTAL COLLEGE

33 28 22 26 28 24 31 21 21 2

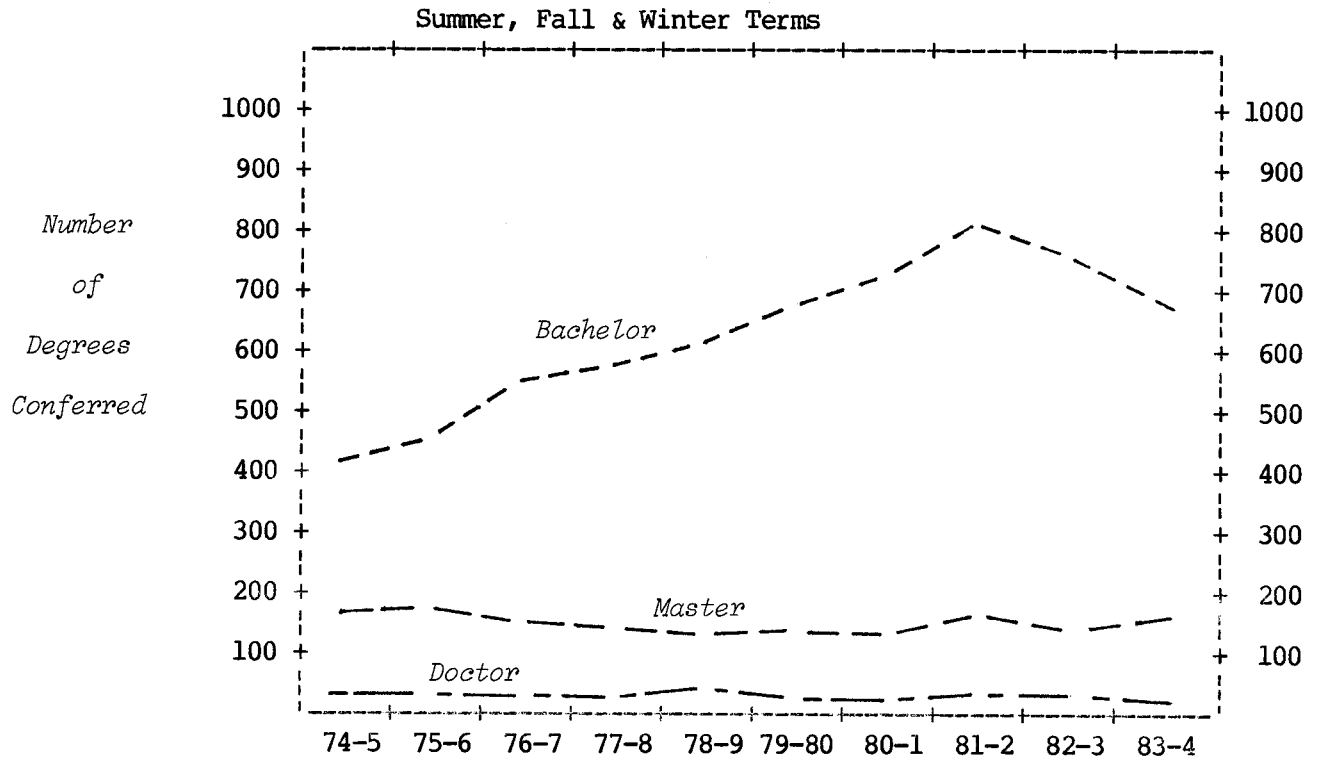
% Increase - College  
- Campus

-15.2 -21.4 18.2 7.7 -14.3 29.2 -32.3 0.0  
8.0 -2.0 -4.6 0.5 7.5 -3.6 3.7 -5.6 -7.1

Note: 1) Through Spring Term 1983, students previously enrolled in Lyman Briggs College had the option to have their degrees conferred by Lyman Briggs College.

MICHIGAN STATE UNIVERSITY  
Office of the Registrar

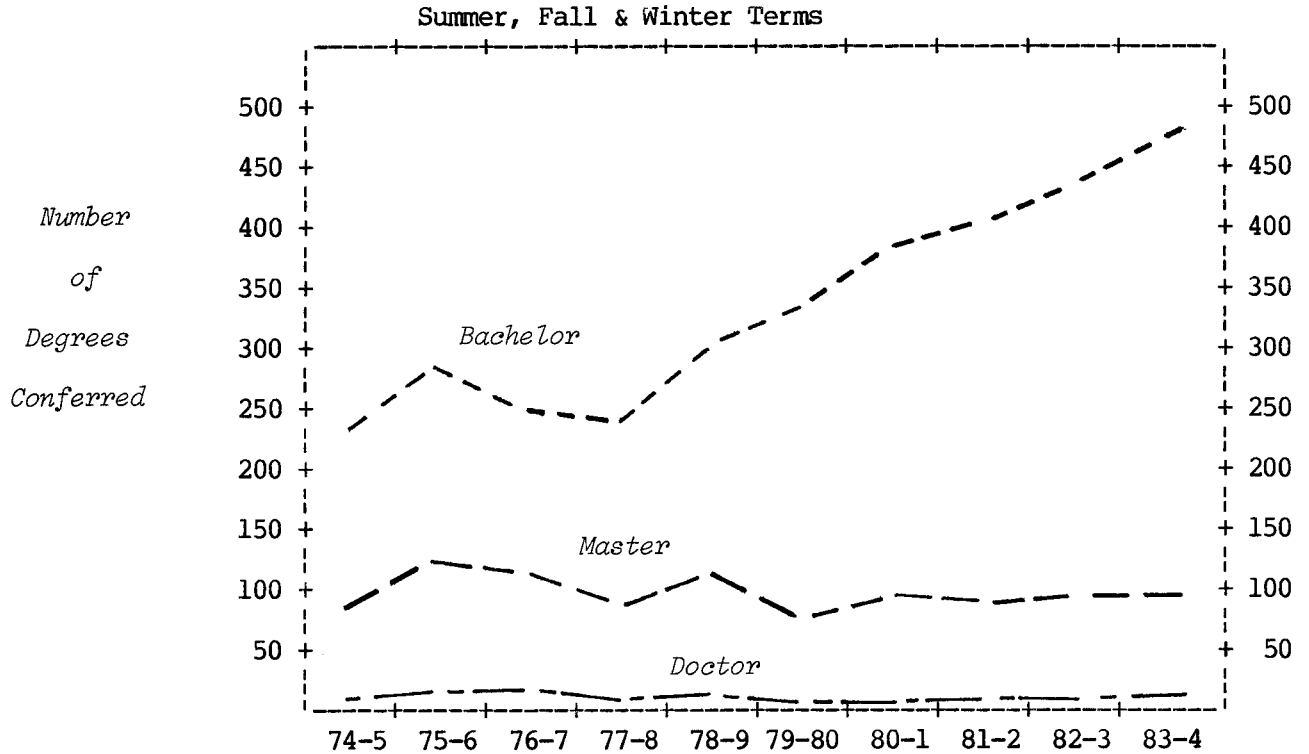
Trendgraph of Degrees Conferred  
COLLEGE OF BUSINESS  
East Lansing Campus



| <u>TYPE OF DEGREE</u>             | 74-5 | 75-6 | 76-7 | 77-8 | 78-9 | 79-80 | 80-1 | 81-2 | 82-3 | 83-4 |
|-----------------------------------|------|------|------|------|------|-------|------|------|------|------|
| Bachelor of Arts                  | 416  | 458  | 550  | 592  | 613  | 692   | 733  | 812  | 770  | 687  |
| Master of Arts                    | 14   | 15   | 16   | 13   | 14   | 5     | 7    | 7    | 2    | 13   |
| Master of Business Administration | 158  | 163  | 138  | 130  | 109  | 123   | 120  | 153  | 133  | 144  |
| Master of Science                 |      | 1    | 2    | 1    | 1    | 1     |      |      |      |      |
| Total Masters                     | 172  | 179  | 156  | 144  | 124  | 129   | 127  | 160  | 135  | 157  |
| Doctor of Business Administration | 1    |      |      |      |      |       |      |      |      |      |
| Doctor of Philosophy              | 23   | 23   | 20   | 13   | 32   | 15    | 15   | 21   | 22   | 9    |
| Total Doctors                     | 24   | 23   | 20   | 13   | 32   | 15    | 15   | 21   | 22   | 9    |
| <u>GENDER</u>                     |      |      |      |      |      |       |      |      |      |      |
| Women                             | 97   | 115  | 165  | 184  | 226  | 250   | 262  | 330  | 346  | 314  |
| Men                               | 515  | 545  | 561  | 565  | 543  | 586   | 613  | 663  | 581  | 539  |
| <u>TERM</u>                       |      |      |      |      |      |       |      |      |      |      |
| Summer                            | 198  | 217  | 267  | 284  | 305  | 334   | 346  | 372  | 375  | 302  |
| Fall                              | 237  | 208  | 272  | 251  | 259  | 291   | 314  | 378  | 358  | 323  |
| Winter                            | 177  | 235  | 187  | 214  | 205  | 211   | 215  | 243  | 194  | 228  |
| TOTAL COLLEGE                     | 612  | 660  | 726  | 749  | 769  | 836   | 875  | 993  | 927  | 853  |
| % Increase - College              |      | 7.8  | 10.0 | 3.2  | 2.7  | 8.7   | 4.7  | 13.5 | -6.6 | -8.0 |
| - Campus                          |      | 8.0  | -2.0 | -4.6 | 0.5  | 7.5   | -3.6 | 3.7  | -5.6 | -7.1 |

MICHIGAN STATE UNIVERSITY  
Office of the Registrar

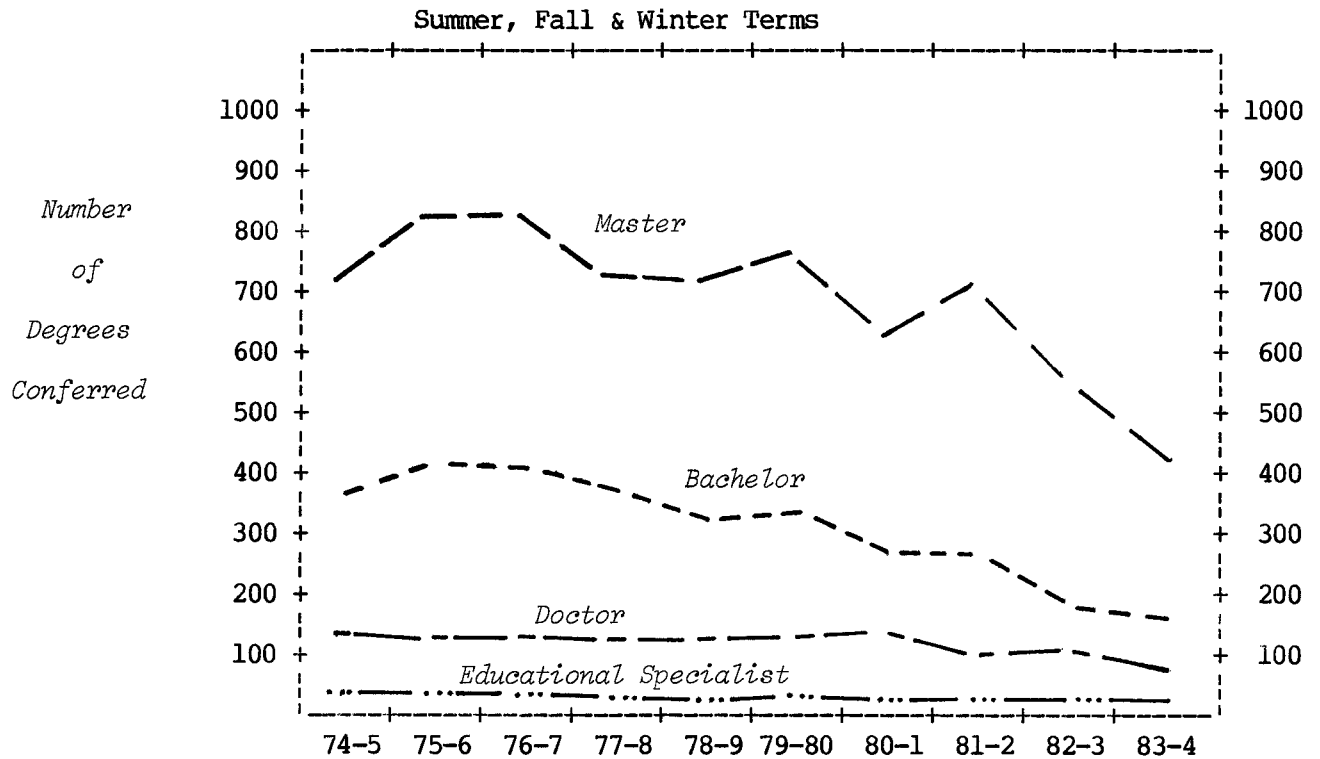
Trendgraph of Degrees Conferred  
COLLEGE OF COMMUNICATION ARTS AND SCIENCES  
East Lansing Campus



| <u>TYPE OF DEGREE</u> | 74-5 | 75-6 | 76-7 | 77-8  | 78-9 | 79-80 | 80-1 | 81-2 | 82-3 | 83-4 |
|-----------------------|------|------|------|-------|------|-------|------|------|------|------|
| Bachelor of Arts      | 230  | 288  | 250  | 248   | 301  | 342   | 387  | 405  | 441  | 567  |
| Master of Arts        | 91   | 122  | 113  | 84    | 110  | 77    | 97   | 93   | 98   | 98   |
| Doctor of Philosophy  | 6    | 12   | 18   | 11    | 11   | 6     | 3    | 6    | 5    | 9    |
| <u>GENDER</u>         |      |      |      |       |      |       |      |      |      |      |
| Women                 | 135  | 201  | 196  | 187   | 250  | 233   | 279  | 274  | 296  | 378  |
| Men                   | 192  | 221  | 185  | 156   | 172  | 192   | 208  | 230  | 248  | 296  |
| <u>TERM</u>           |      |      |      |       |      |       |      |      |      |      |
| Summer                | 134  | 162  | 172  | 153   | 193  | 191   | 228  | 219  | 219  | 250  |
| Fall                  | 103  | 127  | 108  | 95    | 127  | 118   | 148  | 158  | 182  | 227  |
| Winter                | 90   | 133  | 101  | 95    | 102  | 116   | 111  | 127  | 143  | 197  |
| TOTAL COLLEGE         | 327  | 422  | 381  | 343   | 422  | 425   | 487  | 504  | 544  | 674  |
| % Increase - College  |      | 29.1 | -9.7 | -10.0 | 23.0 | 0.7   | 14.6 | 3.5  | 7.9  | 23.9 |
| - Campus              |      | 8.0  | -2.0 | -4.6  | 0.5  | 7.5   | -3.6 | 3.7  | -5.6 | -7.1 |

MICHIGAN STATE UNIVERSITY  
Office of the Registrar

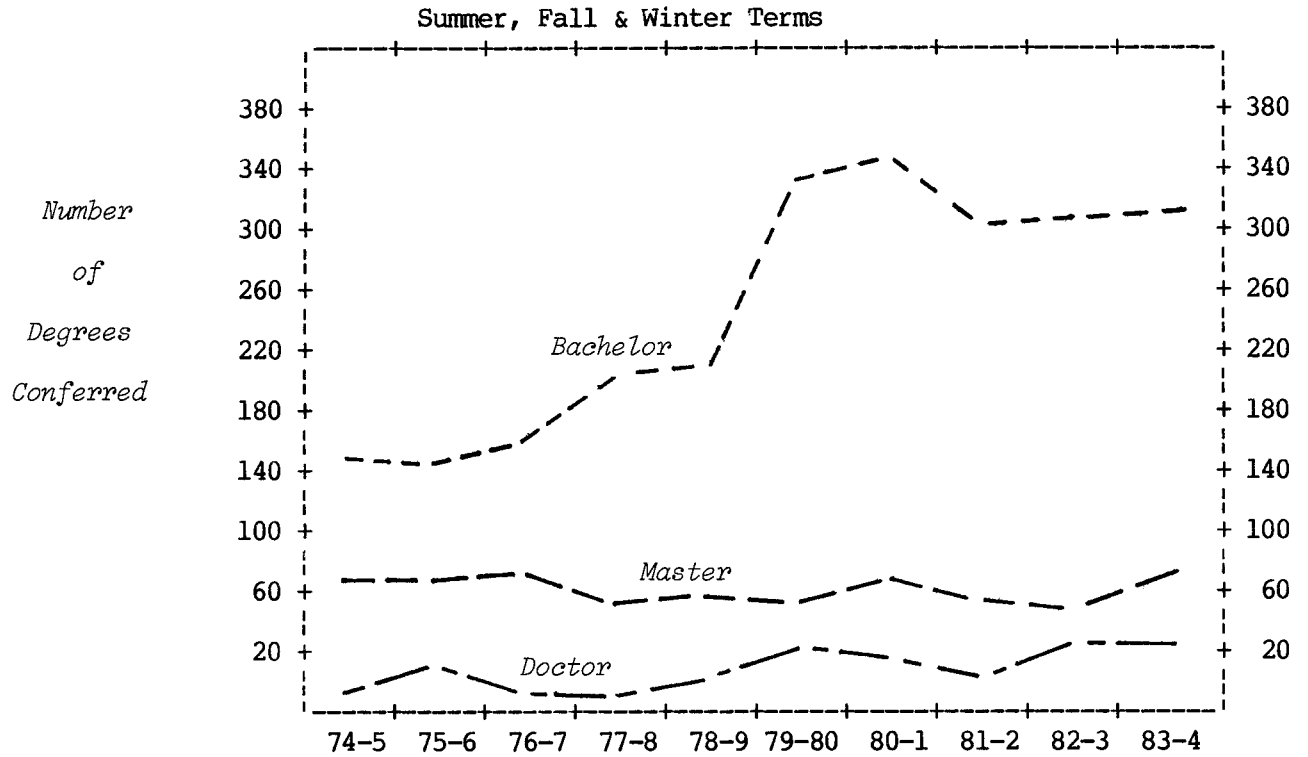
Trendgraph of Degrees Conferred  
COLLEGE OF EDUCATION  
East Lansing Campus



| <u>TYPE OF DEGREE</u>  |      |      |      |       |      |      |       |      |       |       |
|------------------------|------|------|------|-------|------|------|-------|------|-------|-------|
| Bachelor of Arts       | 284  | 314  | 301  | 268   | 220  | 197  | 185   | 175  | 149   | 127   |
| Bachelor of Science    | 93   | 95   | 103  | 114   | 92   | 128  | 90    | 100  | 36    | 38    |
| Total Bachelors        | 377  | 409  | 404  | 382   | 312  | 325  | 275   | 275  | 185   | 165   |
| Master of Arts         | 720  | 818  | 823  | 723   | 714  | 767  | 614   | 702  | 562   | 410   |
| Doctor of Education    | 3    | 2    | 2    | 1     | 1    | 1    | 2     |      | 2     |       |
| Doctor of Philosophy   | 128  | 117  | 113  | 104   | 103  | 107  | 124   | 99   | 98    | 75    |
| Total Doctors          | 131  | 119  | 115  | 105   | 104  | 108  | 126   | 99   | 100   | 75    |
| Educational Specialist | 40   | 39   | 40   | 34    | 31   | 36   | 30    | 32   | 27    | 31    |
| <u>GENDER</u>          |      |      |      |       |      |      |       |      |       |       |
| Women                  | 737  | 857  | 883  | 817   | 761  | 845  | 693   | 718  | 584   | 466   |
| Men                    | 531  | 528  | 499  | 427   | 400  | 391  | 352   | 390  | 290   | 215   |
| <u>TERM</u>            |      |      |      |       |      |      |       |      |       |       |
| Summer                 | 657  | 776  | 779  | 716   | 569  | 649  | 538   | 496  | 424   | 322   |
| Fall                   | 360  | 311  | 317  | 297   | 339  | 370  | 315   | 410  | 285   | 207   |
| Winter                 | 251  | 298  | 286  | 231   | 253  | 217  | 192   | 202  | 165   | 152   |
| TOTAL COLLEGE          | 1268 | 1385 | 1382 | 1244  | 1161 | 1236 | 1045  | 1108 | 874   | 681   |
| % Increase - College   |      | 9.2  | -0.2 | -10.0 | -6.7 | 6.5  | -15.5 | 6.0  | -21.1 | -22.1 |
| - Campus               |      | 8.0  | -2.0 | -4.6  | 0.5  | 7.5  | -3.6  | 3.7  | -5.6  | -7.1  |

MICHIGAN STATE UNIVERSITY  
Office of the Registrar

Trendgraph of Degrees Conferred  
COLLEGE OF ENGINEERING  
East Lansing Campus

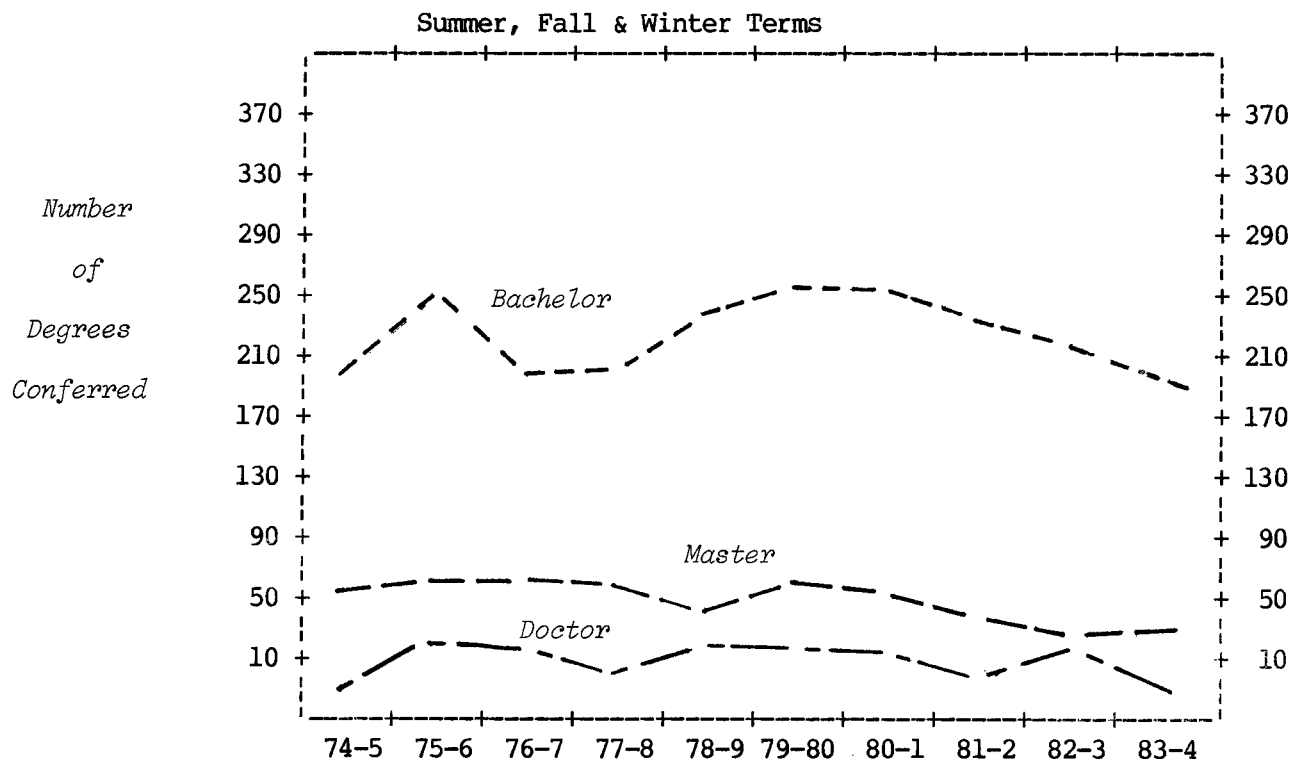


| <u>TYPE OF DEGREE</u>       | 74-5       | 75-6       | 76-7        | 77-8        | 78-9       | 79-80       | 80-1        | 81-2         | 82-3        | 83-4        |
|-----------------------------|------------|------------|-------------|-------------|------------|-------------|-------------|--------------|-------------|-------------|
| Bachelor of Science         | 144        | 142        | 166         | 207         | 214        | 338         | 351         | 303          | 314         | 315         |
| Master of Science           | 64         | 64         | 68          | 54          | 58         | 55          | 63          | 57           | 49          | 74          |
| Doctor of Philosophy        | 6          | 16         | 7           | 7           | 10         | 20          | 17          | 10           | 21          | 21          |
| <u>GENDER</u>               |            |            |             |             |            |             |             |              |             |             |
| Women                       | 7          | 5          | 17          | 19          | 27         | 57          | 69          | 59           | 63          | 74          |
| Men                         | 207        | 217        | 224         | 249         | 255        | 356         | 362         | 311          | 321         | 336         |
| <u>TERM</u>                 |            |            |             |             |            |             |             |              |             |             |
| Summer                      | 50         | 60         | 76          | 82          | 93         | 124         | 155         | 135          | 110         | 135         |
| Fall                        | 66         | 76         | 76          | 103         | 90         | 151         | 140         | 126          | 126         | 140         |
| Winter                      | 98         | 86         | 89          | 83          | 99         | 138         | 136         | 109          | 148         | 135         |
| <b>TOTAL COLLEGE</b>        | <b>214</b> | <b>222</b> | <b>241</b>  | <b>268</b>  | <b>282</b> | <b>413</b>  | <b>431</b>  | <b>370</b>   | <b>384</b>  | <b>410</b>  |
| <b>% Increase - College</b> |            | <b>3.7</b> | <b>8.6</b>  | <b>11.2</b> | <b>5.2</b> | <b>46.5</b> | <b>4.4</b>  | <b>-14.2</b> | <b>3.8</b>  | <b>6.8</b>  |
| <b>- Campus</b>             |            | <b>8.0</b> | <b>-2.0</b> | <b>-4.6</b> | <b>0.5</b> | <b>7.5</b>  | <b>-3.6</b> | <b>3.7</b>   | <b>-5.6</b> | <b>-7.1</b> |



MICHIGAN STATE UNIVERSITY  
Office of the Registrar

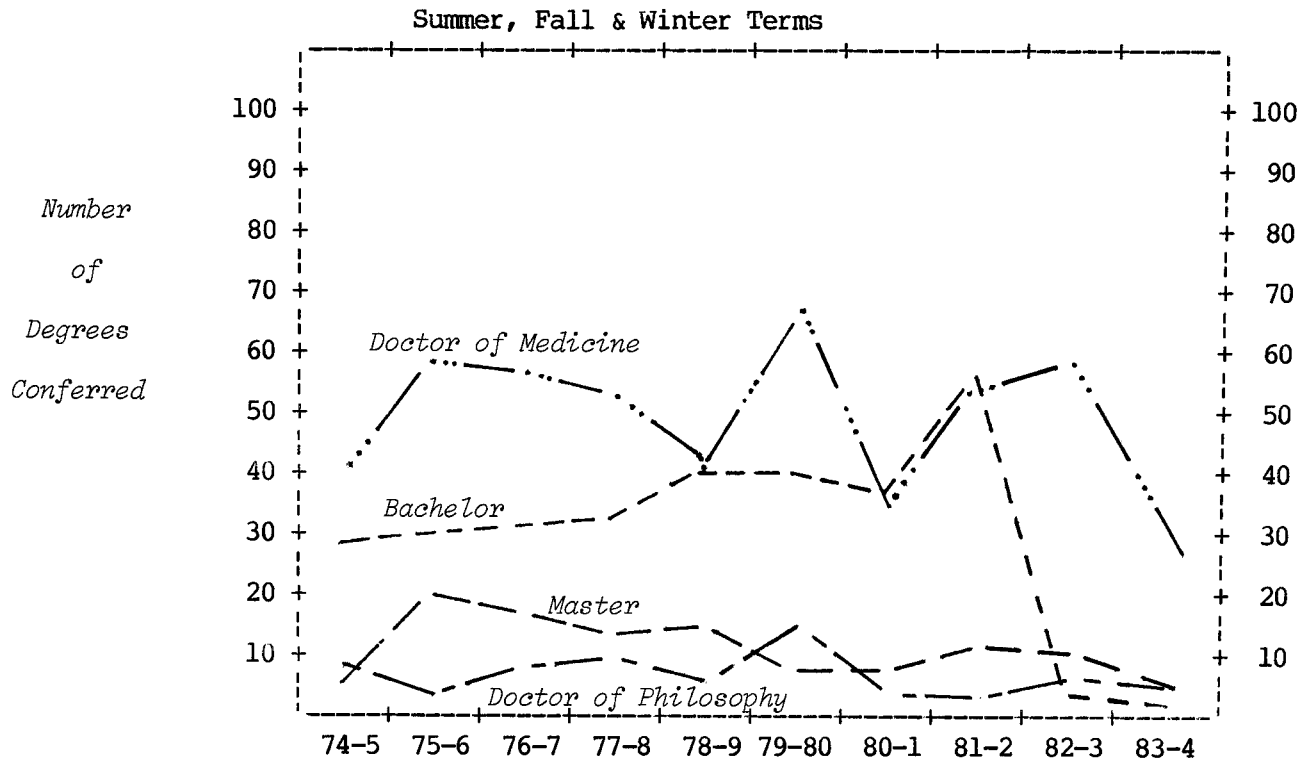
Trendgraph of Degrees Conferred  
COLLEGE OF HUMAN ECOLOGY  
East Lansing Campus



| <u>TYPE OF DEGREE</u> | 74-5 | 75-6 | 76-7  | 77-8 | 78-9 | 79-80 | 80-1 | 81-2  | 82-3 | 83-4  |
|-----------------------|------|------|-------|------|------|-------|------|-------|------|-------|
| Bachelor of Arts      | 13   | 17   | 13    | 12   | 12   | 8     | 14   | 15    | 10   | 5     |
| Bachelor of Science   | 194  | 236  | 191   | 193  | 233  | 250   | 238  | 222   | 207  | 186   |
| Total Bachelors       | 207  | 253  | 204   | 205  | 245  | 258   | 252  | 237   | 217  | 191   |
| Master of Arts        | 43   | 43   | 47    | 42   | 27   | 50    | 32   | 18    | 19   | 17    |
| Master of Science     | 10   | 18   | 15    | 16   | 18   | 11    | 19   | 15    | 9    | 12    |
| Total Masters         | 53   | 61   | 62    | 58   | 45   | 61    | 51   | 33    | 28   | 29    |
| Doctor of Philosophy  | 5    | 15   | 13    | 7    | 17   | 12    | 10   | 6     | 15   | 4     |
| <u>GENDER</u>         |      |      |       |      |      |       |      |       |      |       |
| Women                 | 250  | 315  | 266   | 256  | 288  | 311   | 297  | 260   | 240  | 203   |
| Men                   | 15   | 14   | 13    | 14   | 19   | 20    | 16   | 16    | 20   | 21    |
| <u>TERM</u>           |      |      |       |      |      |       |      |       |      |       |
| Summer                | 109  | 110  | 105   | 108  | 125  | 130   | 133  | 89    | 98   | 87    |
| Fall                  | 70   | 105  | 75    | 73   | 101  | 106   | 87   | 107   | 80   | 83    |
| Winter                | 86   | 114  | 99    | 89   | 81   | 95    | 93   | 80    | 82   | 54    |
| TOTAL COLLEGE         | 265  | 329  | 279   | 270  | 307  | 331   | 313  | 276   | 260  | 224   |
| % Increase - College  |      | 24.2 | -15.2 | -3.2 | 13.7 | 7.8   | -5.4 | -11.8 | -5.8 | -13.8 |
| - Campus              |      | 8.0  | -2.0  | -4.6 | 0.5  | 7.5   | -3.6 | 3.7   | -5.6 | -7.1  |

MICHIGAN STATE UNIVERSITY  
Office of the Registrar

Trendgraph of Degrees Conferred  
COLLEGE OF HUMAN MEDICINE  
East Lansing Campus

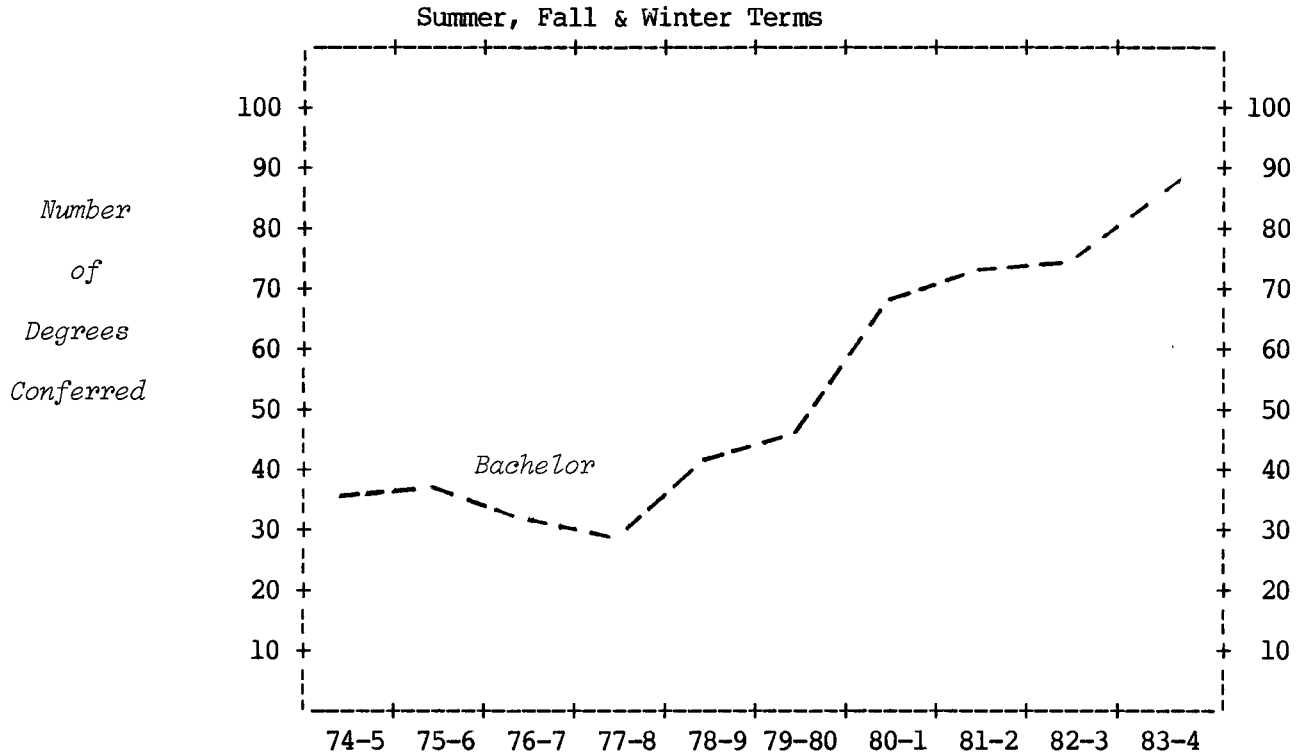


| <u>TYPE OF DEGREE</u>            | 74-5 | 75-6 | 76-7 | 77-8 | 78-9 | 79-80 | 80-1  | 81-2 | 82-3  | 83-4  |
|----------------------------------|------|------|------|------|------|-------|-------|------|-------|-------|
| Bachelor of Science <sup>1</sup> | 29   | 30   | 31   | 32   | 40   | 40    | 38    | 56   | 3     | 1     |
| Master of Arts                   |      |      |      |      |      | 1     |       |      |       |       |
| Master of Science                | 5    | 20   | 17   | 13   | 14   | 7     | 8     | 11   | 10    | 4     |
| Total Masters                    | 5    | 20   | 17   | 13   | 14   | 8     | 8     | 11   | 10    | 4     |
| Doctor of Philosophy             | 6    | 2    | 7    | 9    | 5    | 13    | 4     | 3    | 6     | 4     |
| Doctor of Medicine               | 40   | 59   | 58   | 53   | 43   | 68    | 36    | 55   | 59    | 27    |
| <u>GENDER</u>                    |      |      |      |      |      |       |       |      |       |       |
| Women                            | 28   | 43   | 43   | 59   | 48   | 51    | 42    | 64   | 28    | 17    |
| Men                              | 52   | 68   | 70   | 48   | 54   | 78    | 44    | 61   | 50    | 19    |
| <u>TERM</u>                      |      |      |      |      |      |       |       |      |       |       |
| Summer                           | 18   | 32   | 30   | 36   | 36   | 65    | 39    | 45   | 27    | 22    |
| Fall                             | 32   | 30   | 31   | 33   | 18   | 39    | 24    | 37   | 15    | 9     |
| Winter                           | 30   | 49   | 52   | 38   | 48   | 25    | 23    | 43   | 36    | 5     |
| TOTAL COLLEGE                    | 80   | 111  | 113  | 107  | 102  | 129   | 86    | 125  | 78    | 36    |
| % Increase - College             |      | 38.8 | 1.8  | -5.3 | -4.7 | 26.5  | -33.3 | 45.3 | -37.6 | -53.8 |
| - Campus                         |      | 8.0  | -2.0 | -4.6 | 0.5  | 7.5   | -3.6  | 3.7  | -5.6  | -7.1  |

Note: 1) Effective Summer Term 1982, degrees in Medical Technology are conferred by the College of Natural Science.

MICHIGAN STATE UNIVERSITY  
Office of the Registrar

Trendgraph of Degrees Conferred  
JAMES MADISON COLLEGE  
East Lansing Campus



TYPE OF DEGREE  
Bachelor of Arts

GENDER

Women  
Men

TERM

Summer  
Fall  
Winter

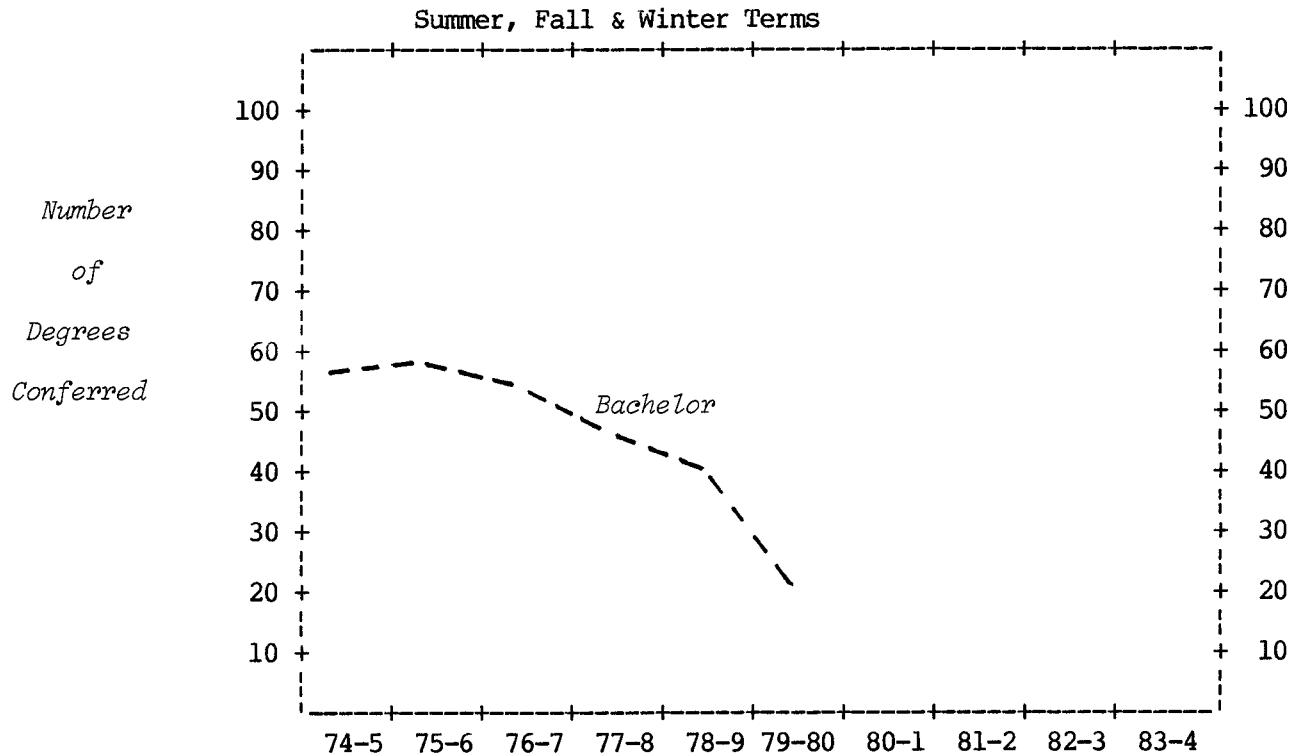
TOTAL COLLEGE

% Increase - College  
- Campus

|                      |    |     |       |      |      |      |      |     |      |      |
|----------------------|----|-----|-------|------|------|------|------|-----|------|------|
| Women                | 13 | 13  | 11    | 14   | 12   | 20   | 33   | 34  | 31   | 33   |
| Men                  | 23 | 24  | 20    | 15   | 29   | 27   | 36   | 39  | 44   | 56   |
| Summer               | 8  | 11  | 13    | 8    | 13   | 12   | 23   | 19  | 11   | 30   |
| Fall                 | 9  | 11  | 6     | 10   | 12   | 17   | 19   | 30  | 31   | 30   |
| Winter               | 19 | 15  | 12    | 11   | 16   | 18   | 27   | 24  | 33   | 29   |
| TOTAL COLLEGE        | 36 | 37  | 31    | 29   | 41   | 47   | 69   | 73  | 75   | 89   |
| % Increase - College |    | 2.8 | -16.2 | -6.5 | 41.4 | 14.6 | 46.8 | 5.8 | 2.7  | 18.7 |
| - Campus             |    | 8.0 | -2.0  | -4.6 | 0.5  | 7.5  | -3.6 | 3.7 | -5.6 | -7.1 |

MICHIGAN STATE UNIVERSITY  
Office of the Registrar

Trendgraph of Degrees Conferred  
JUSTIN MORRILL COLLEGE<sup>1</sup>  
East Lansing Campus

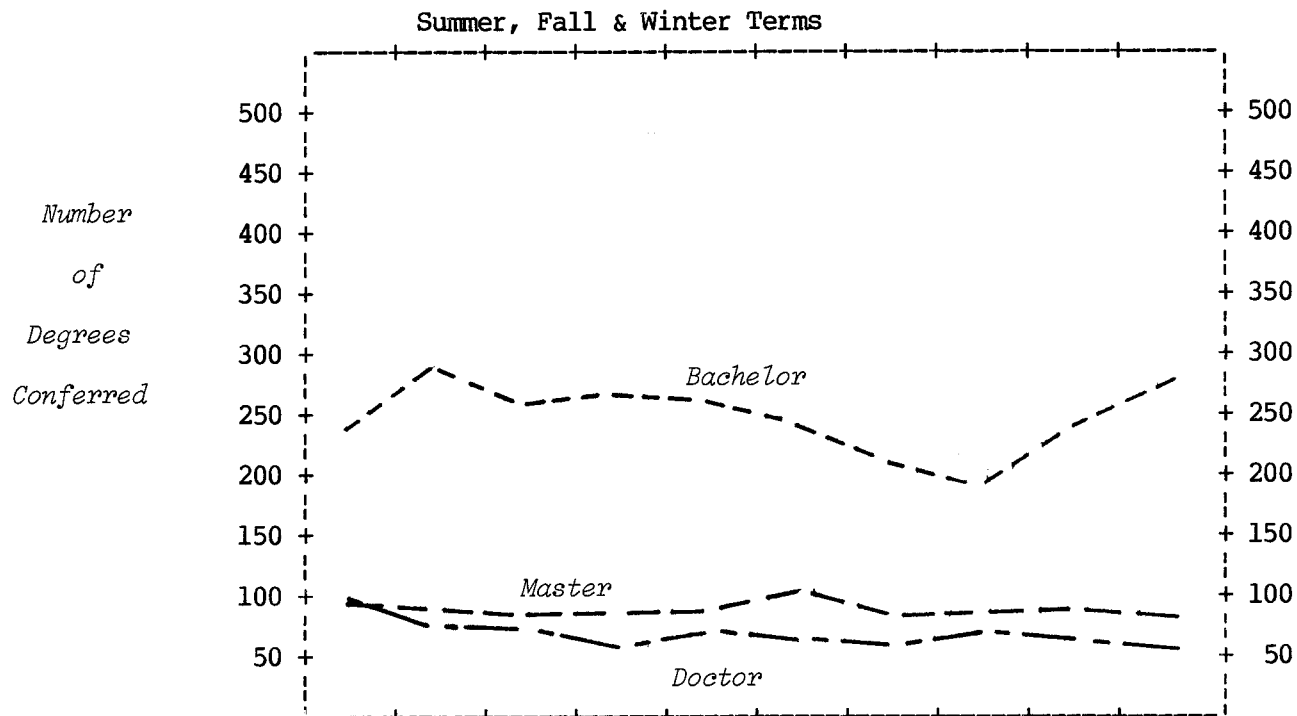


| <u>TYPE OF DEGREE</u> | 74-5 | 75-6 | 76-7 | 77-8  | 78-9  | 79-80 |
|-----------------------|------|------|------|-------|-------|-------|
| Bachelor of Arts      | 56   | 58   | 54   | 46    | 40    | 20    |
| <u>GENDER</u>         |      |      |      |       |       |       |
| Women                 | 34   | 27   | 38   | 18    | 25    | 15    |
| Men                   | 22   | 31   | 16   | 28    | 15    | 5     |
| <u>TERM</u>           |      |      |      |       |       |       |
| Summer                | 20   | 14   | 23   | 23    | 14    | 20    |
| Fall                  | 20   | 25   | 21   | 15    | 11    |       |
| Winter                | 16   | 19   | 10   | 8     | 15    |       |
| TOTAL COLLEGE         | 56   | 58   | 54   | 46    | 40    | 20    |
| % Increase - College  |      | 3.6  | -6.9 | -14.8 | -13.0 | -50.0 |
| - Campus              |      | 8.0  | -2.0 | -4.6  | 0.5   | 7.5   |

Note: 1) Justin Morrill College was phased out Summer Term 1979.

MICHIGAN STATE UNIVERSITY  
Office of the Registrar

Trendgraph of Degrees Conferred  
COLLEGE OF NATURAL SCIENCE  
East Lansing Campus

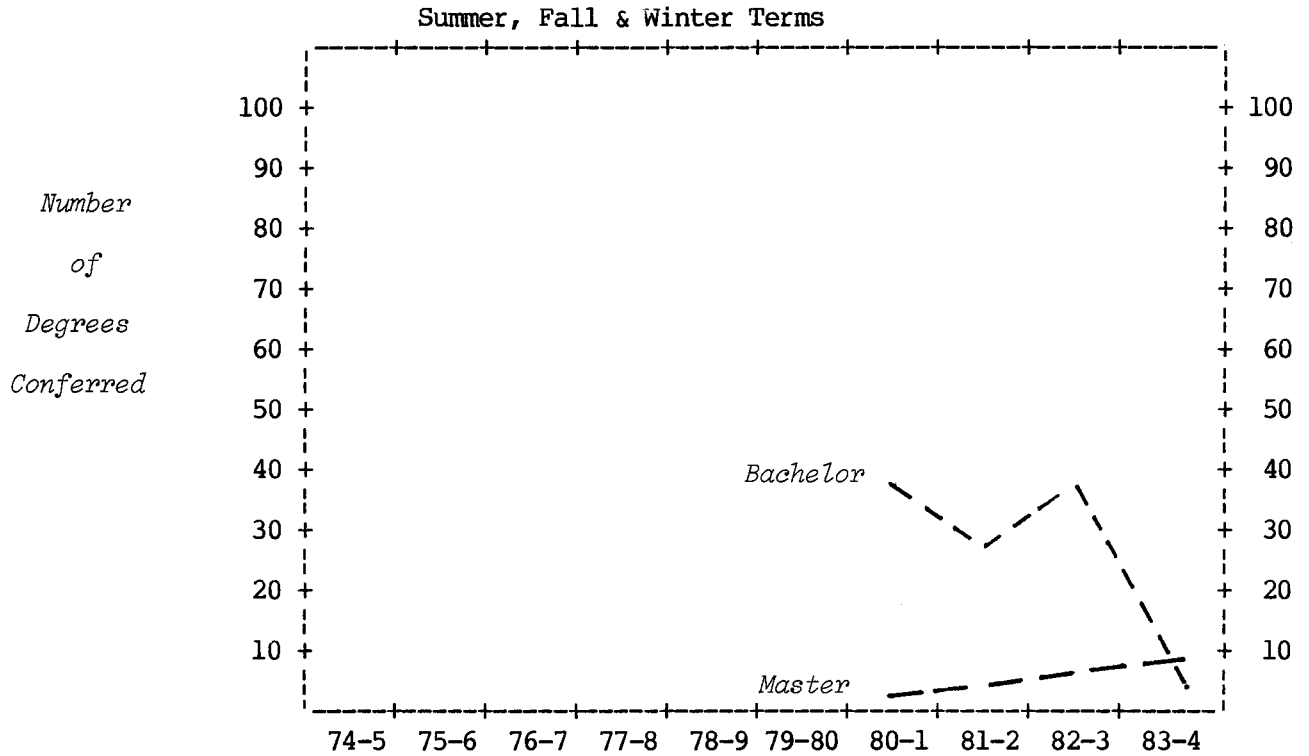


| TYPE OF DEGREE                      | 74-5       | 75-6       | 76-7       | 77-8       | 78-9       | 79-80      | 80-1       | 81-2       | 82-3       | 83-4       |
|-------------------------------------|------------|------------|------------|------------|------------|------------|------------|------------|------------|------------|
| Bachelor of Arts                    | 12         | 22         | 11         | 13         | 14         | 12         | 10         | 15         | 11         | 7          |
| Bachelor of Science <sup>1</sup>    | 234        | 275        | 244        | 255        | 252        | 233        | 201        | 181        | 233        | 273        |
| Total Bachelors                     | 246        | 297        | 255        | 268        | 266        | 245        | 211        | 196        | 244        | 280        |
| Master of Arts                      | 3          | 1          |            | 2          |            | 2          |            |            |            | 2          |
| Master of Arts for Teachers         | 14         | 12         | 9          | 12         | 10         | 14         | 12         | 3          | 2          | 2          |
| Master of Nursing                   |            |            |            |            | 3          | 2          |            |            |            |            |
| Master of Science                   | 82         | 81         | 76         | 74         | 77         | 83         | 71         | 75         | 76         | 62         |
| Total Masters                       | 99         | 94         | 85         | 88         | 90         | 101        | 83         | 78         | 78         | 66         |
| Doctor of Philosophy                | 100        | 81         | 79         | 51         | 76         | 63         | 52         | 75         | 65         | 52         |
| Diploma for Advanced Graduate Study |            |            |            |            |            |            | 2          |            |            |            |
| <u>GENDER</u>                       |            |            |            |            |            |            |            |            |            |            |
| Women                               | 107        | 131        | 112        | 121        | 149        | 146        | 104        | 110        | 123        | 133        |
| Men                                 | 338        | 341        | 307        | 286        | 283        | 263        | 244        | 239        | 264        | 265        |
| <u>TERM</u>                         |            |            |            |            |            |            |            |            |            |            |
| Summer                              | 167        | 183        | 154        | 165        | 165        | 170        | 139        | 149        | 146        | 151        |
| Fall                                | 150        | 161        | 128        | 136        | 137        | 139        | 114        | 107        | 116        | 151        |
| Winter                              | 128        | 128        | 137        | 106        | 130        | 100        | 95         | 93         | 125        | 96         |
| <b>TOTAL COLLEGE</b>                | <b>445</b> | <b>472</b> | <b>419</b> | <b>407</b> | <b>432</b> | <b>409</b> | <b>348</b> | <b>349</b> | <b>387</b> | <b>398</b> |
| % Increase - College                |            | 6.1        | -11.2      | -2.9       | 6.1        | -5.3       | -14.9      | 0.3        | 10.9       | 2.8        |
| - Campus                            |            | 8.0        | -2.0       | -4.6       | 0.5        | 7.5        | -3.6       | 3.7        | -5.6       | -7.1       |

Note: 1) Bachelor of Science degrees in Medical Technology are conferred by the College

MICHIGAN STATE UNIVERSITY  
Office of the Registrar

Trendgraph of Degrees Conferred  
COLLEGE OF NURSING  
East Lansing Campus



TYPE OF DEGREE

Bachelor of Science

38 28 38 4

Master of Science in Nursing

2 4 6 9

GENDER

Women

38 31 40 13

Men

2 1 4

TERM

Summer

7 1 4 10

Fall

32 29 36 1

Winter

1 2 4 2

TOTAL COLLEGE

40 32 44 13

% Increase - College

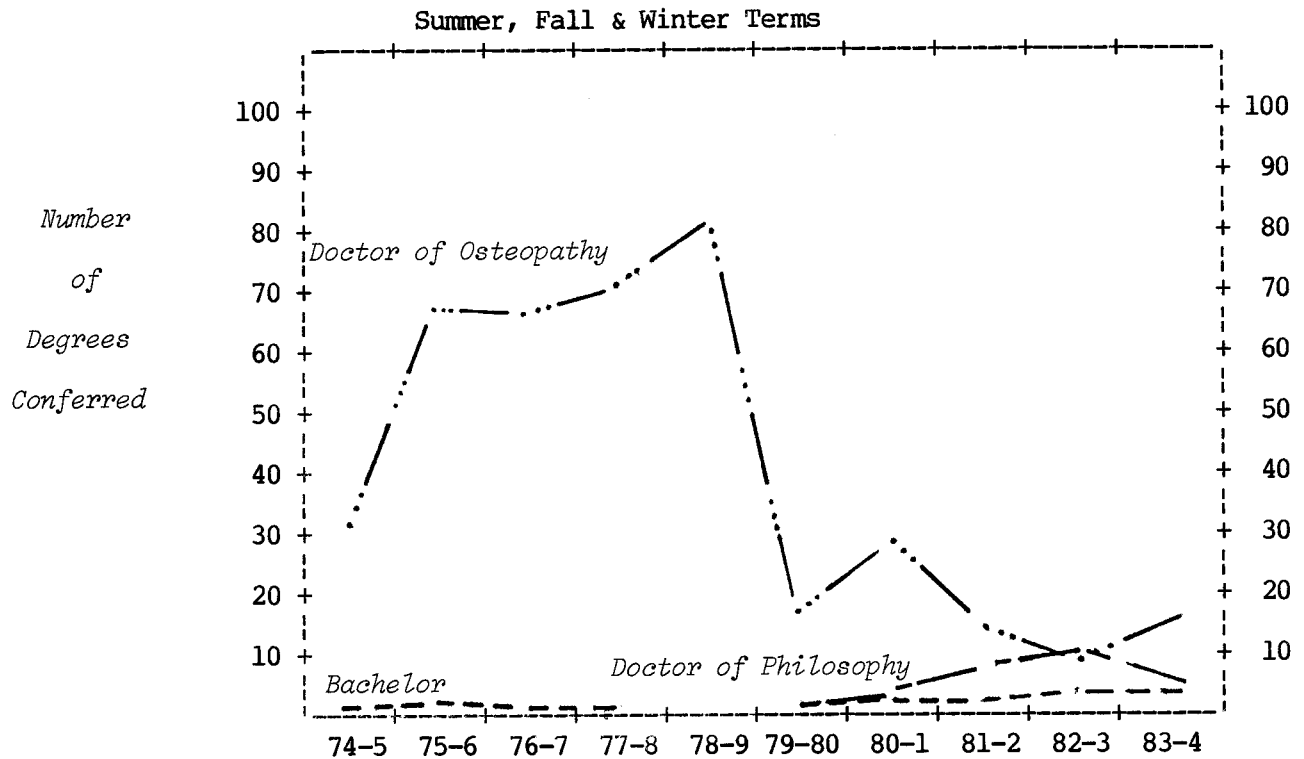
-20.0 37.5 -70.5

- Campus

3.7 -5.6 -7.1

MICHIGAN STATE UNIVERSITY  
Office of the Registrar

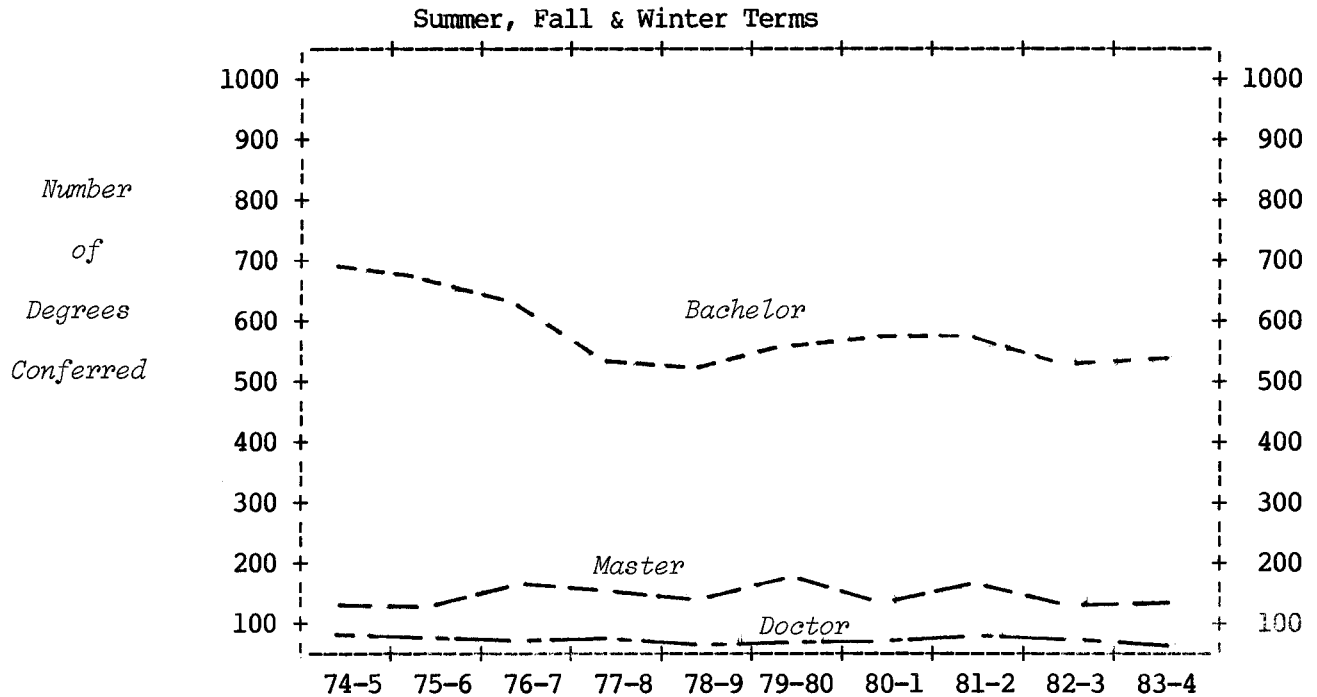
Trendgraph of Degrees Conferred  
COLLEGE OF OSTEOPATHIC MEDICINE  
East Lansing Campus



| <u>TYPE OF DEGREE</u> | 74-5 | 75-6  | 76-7 | 77-8 | 78-9 | 79-80 | 80-1 | 81-2  | 82-3 | 83-4 |
|-----------------------|------|-------|------|------|------|-------|------|-------|------|------|
| Bachelor of Science   | 1    | 2     | 1    | 1    |      | 1     | 2    | 2     | 3    | 3    |
| Master of Science     |      |       |      |      |      |       | 2    |       | 2    |      |
| Doctor of Philosophy  |      |       |      |      |      | 1     | 2    | 8     | 9    | 4    |
| Doctor of Osteopathy  | 32   | 69    | 68   | 71   | 82   | 17    | 29   | 13    | 8    | 15   |
| <u>GENDER</u>         |      |       |      |      |      |       |      |       |      |      |
| Women                 | 3    | 13    | 18   | 21   | 13   | 5     | 14   | 4     | 10   | 6    |
| Men                   | 30   | 58    | 51   | 51   | 69   | 14    | 21   | 19    | 12   | 16   |
| <u>TERM</u>           |      |       |      |      |      |       |      |       |      |      |
| Summer                | 29   | 65    | 65   | 67   | 69   | 15    | 20   | 13    | 9    | 14   |
| Fall                  | 2    | 2     | 1    | 3    | 11   | 1     | 10   | 7     | 9    | 4    |
| Winter                | 2    | 4     | 3    | 2    | 2    | 3     | 5    | 3     | 4    | 4    |
| <u>TOTAL COLLEGE</u>  | 33   | 71    | 69   | 72   | 82   | 19    | 35   | 23    | 22   | 22   |
| % Increase - College  |      | 115.2 | -2.8 | 4.3  | 13.9 | -76.8 | 84.2 | -34.3 | -4.3 | 0.0  |
| - Campus              |      | 8.0   | -2.0 | -4.6 | 0.5  | 7.5   | -3.6 | 3.7   | -5.6 | -7.1 |

MICHIGAN STATE UNIVERSITY  
Office of the Registrar

Trendgraph of Degrees Conferred  
COLLEGE OF SOCIAL SCIENCE  
East Lansing Campus



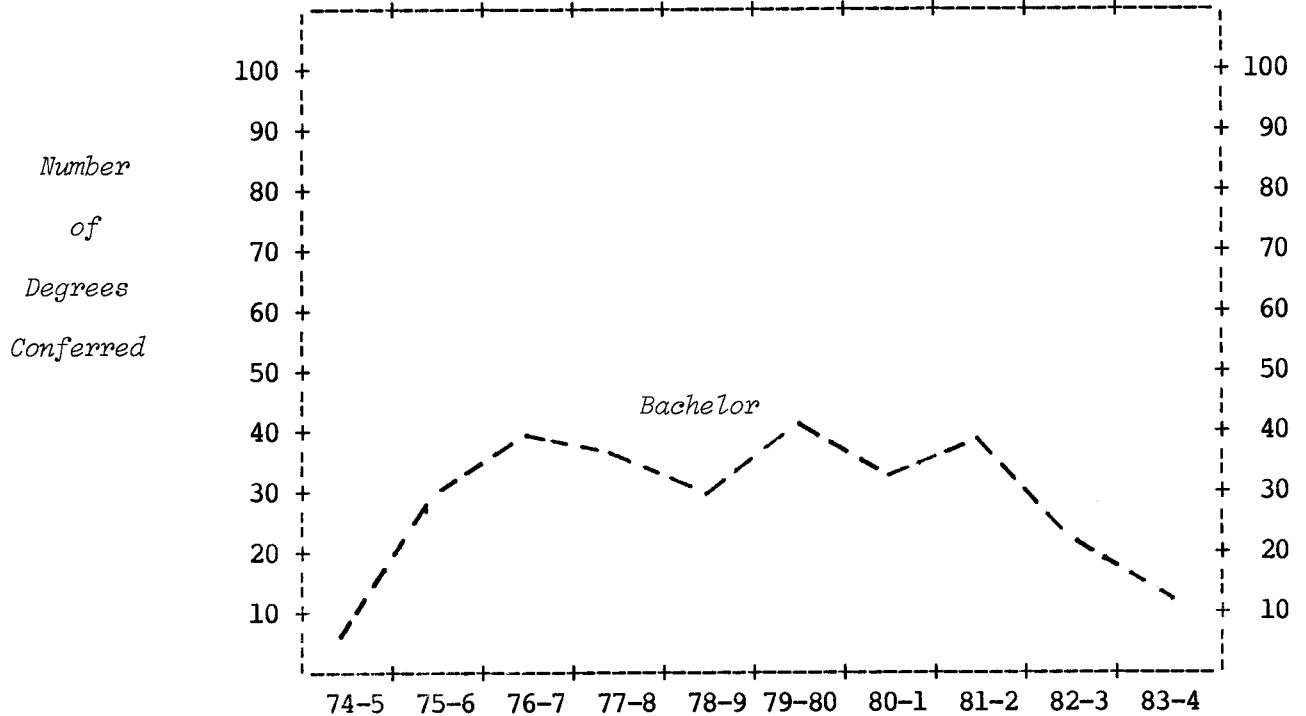
| TYPE OF DEGREE                         | 74-5 | 75-6 | 76-7 | 77-8  | 78-9 | 79-80 | 80-1 | 81-2 | 82-3  | 83-4 |
|--|------|------|------|-------|------|-------|------|------|-------|------|
| Bachelor of Arts                       | 363  | 356  | 336  | 330   | 337  | 391   | 395  | 400  | 355   | 335  |
| Bachelor of Landscape Architecture     | 3    | 13   | 18   | 18    | 16   | 10    | 11   | 10   | 11    | 11   |
| Bachelor of Science                    | 332  | 308  | 265  | 177   | 159  | 159   | 159  | 167  | 160   | 188  |
| Total Bachelors                        | 698  | 677  | 619  | 525   | 512  | 560   | 565  | 577  | 526   | 534  |
| Master of Arts                         | 45   | 48   | 54   | 55    | 40   | 52    | 40   | 40   | 37    | 38   |
| Master of Labor & Industrial Relations | 40   | 43   | 53   | 52    | 50   | 68    | 57   | 58   | 60    | 64   |
| Master of Landscape Arch.              |      | 1    |      |       |      |       |      |      |       |      |
| Master of Public Admin.                |      |      | 9    | 7     | 8    | 10    | 5    | 16   | 5     | 7    |
| Master of Science                      | 36   | 25   | 36   | 24    | 30   | 31    | 12   | 13   | 11    | 11   |
| Master of Social Work                  | 9    | 6    | 6    | 10    | 7    | 23    | 16   | 36   | 12    | 6    |
| Master in Urban Planning               | 4    | 6    | 11   | 8     | 7    | 8     | 3    | 6    | 3     | 5    |
| Total Masters                          | 134  | 129  | 169  | 156   | 142  | 192   | 133  | 169  | 128   | 131  |
| Doctor of Philosophy                   | 71   | 60   | 56   | 58    | 29   | 43    | 46   | 59   | 42    | 32   |
| Diploma for Advanced Graduate Study    | 1    | 2    |      |       |      |       | 1    |      |       |      |
| <b>GENDER</b>                          |      |      |      |       |      |       |      |      |       |      |
| Women                                  | 308  | 330  | 342  | 298   | 270  | 364   | 351  | 401  | 338   | 329  |
| Men                                    | 596  | 538  | 502  | 441   | 413  | 431   | 394  | 404  | 358   | 368  |
| <b>TERM</b>                            |      |      |      |       |      |       |      |      |       |      |
| Summer                                 | 343  | 341  | 323  | 300   | 275  | 340   | 317  | 381  | 275   | 290  |
| Fall                                   | 298  | 281  | 279  | 239   | 191  | 278   | 250  | 254  | 245   | 230  |
| Winter                                 | 263  | 246  | 242  | 200   | 217  | 177   | 178  | 170  | 176   | 177  |
| TOTAL COLLEGE                          | 904  | 868  | 844  | 739   | 683  | 795   | 745  | 805  | 696   | 697  |
| % Increase - College                   |      | -4.0 | -2.8 | -12.4 | -7.6 | 16.4  | -6.3 | 8.1  | -13.5 | 0.1  |
| - Campus                               |      | 0.0  | -2.0 | -4.6  | 0.5  | 7.5   | -3.6 | 3.7  | -5.6  | -7.1 |



MICHIGAN STATE UNIVERSITY  
Office of the Registrar

Trendgraph of Degrees Conferred  
COLLEGE OF URBAN DEVELOPMENT  
East Lansing Campus

Summer, Fall & Winter Terms



TYPE OF DEGREE  
Bachelor of Arts

GENDER

Women

Men

TERM

Summer

Fall

Winter

TOTAL COLLEGE

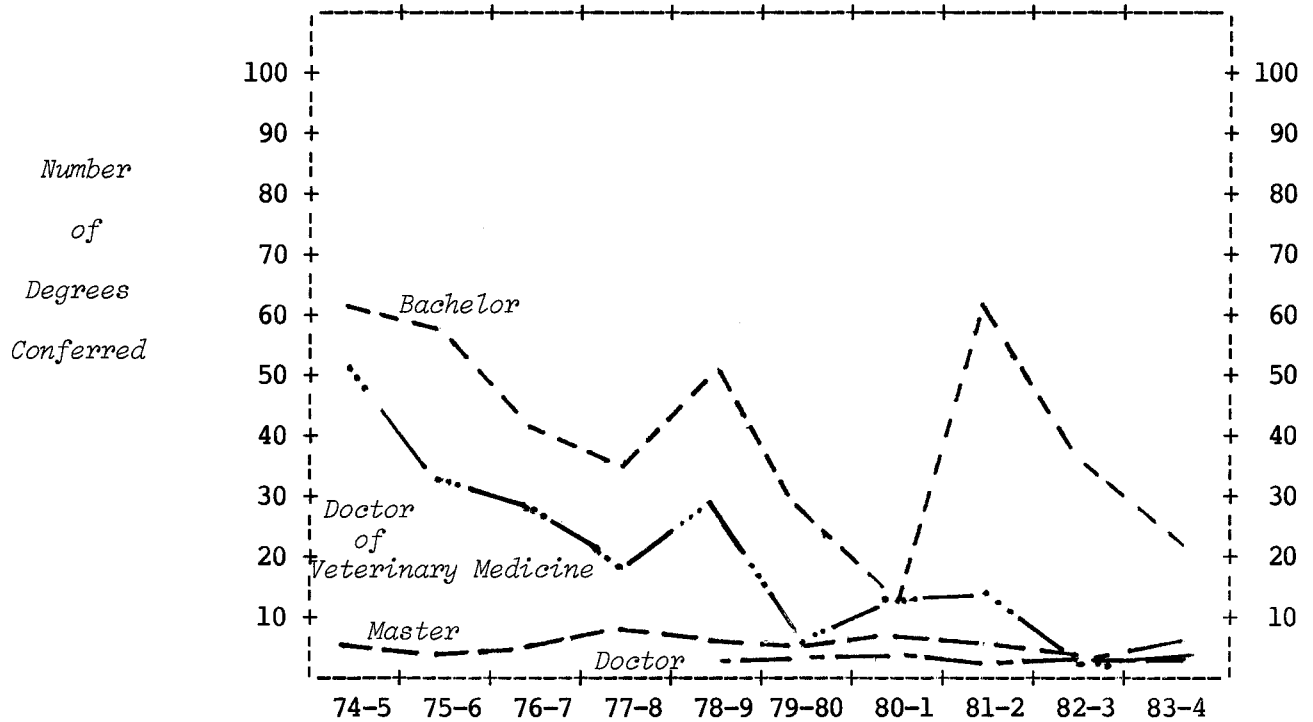
% Increase - College  
- Campus

|   |    |      |       |       |      |       |      |       |       |
|---|----|------|-------|-------|------|-------|------|-------|-------|
| 8 | 30 | 40   | 36    | 30    | 41   | 33    | 39   | 21    | 11    |
| 3 | 16 | 21   | 28    | 23    | 26   | 20    | 24   | 13    | 6     |
| 5 | 14 | 19   | 8     | 7     | 15   | 13    | 15   | 8     | 5     |
| 1 | 11 | 16   | 17    | 15    | 15   | 17    | 14   | 14    | 3     |
| 3 | 9  | 13   | 10    | 5     | 10   | 8     | 13   | 5     | 3     |
| 4 | 10 | 11   | 9     | 10    | 16   | 8     | 12   | 2     | 5     |
| 8 | 30 | 40   | 36    | 30    | 41   | 33    | 39   | 21    | 11    |
|   |    | 33.3 | -10.0 | -16.7 | 36.7 | -19.5 | 18.2 | -46.2 | -47.6 |
|   |    | -2.0 | -4.6  | 0.5   | 7.5  | -3.6  | 3.7  | -5.6  | -7.1  |

MICHIGAN STATE UNIVERSITY  
Office of the Registrar

Trendgraph of Degrees Conferred  
COLLEGE OF VETERINARY MEDICINE  
East Lansing Campus

Summer, Fall & Winter Terms



TYPE OF DEGREE

|                               |    |    |    |    |    |    |    |    |    |    |
|-------------------------------|----|----|----|----|----|----|----|----|----|----|
| Bachelor of Science           | 62 | 59 | 42 | 36 | 51 | 28 | 13 | 61 | 38 | 21 |
| Master of Science             | 5  | 4  | 5  | 9  | 6  | 5  | 7  | 6  | 3  | 3  |
| Doctor of Philosophy          |    | 2  |    |    | 2  | 4  | 4  | 2  | 3  | 6  |
| Doctor of Veterinary Medicine | 52 | 33 | 29 | 18 | 29 | 5  | 12 | 12 | 2  | 3  |

GENDER

|       |    |    |    |    |    |    |    |    |    |    |
|-------|----|----|----|----|----|----|----|----|----|----|
| Women | 30 | 29 | 29 | 23 | 48 | 17 | 13 | 35 | 24 | 15 |
| Men   | 89 | 69 | 47 | 40 | 40 | 25 | 23 | 46 | 22 | 18 |

TERM

|        |    |    |    |    |    |    |    |    |    |    |
|--------|----|----|----|----|----|----|----|----|----|----|
| Summer | 4  | 25 | 27 | 18 | 25 | 19 | 21 | 19 | 5  | 9  |
| Fall   | 89 | 27 | 13 | 13 | 27 | 13 | 9  | 12 | 4  | 2  |
| Winter | 26 | 46 | 36 | 32 | 36 | 10 | 6  | 50 | 37 | 22 |

TOTAL COLLEGE

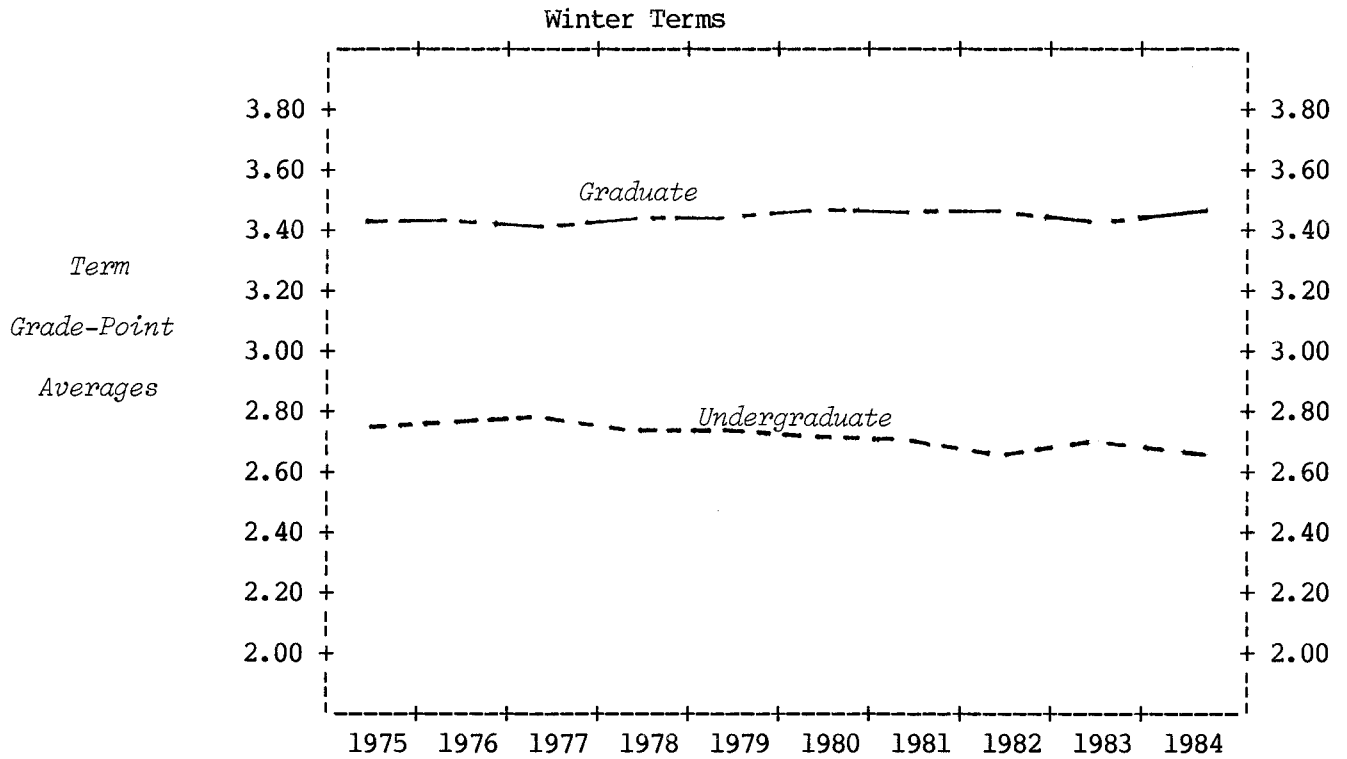
|               |     |    |    |    |    |    |    |    |    |    |
|---------------|-----|----|----|----|----|----|----|----|----|----|
| TOTAL COLLEGE | 119 | 98 | 76 | 63 | 88 | 42 | 36 | 81 | 46 | 33 |
|---------------|-----|----|----|----|----|----|----|----|----|----|

% Increase - College  
- Campus

|                      |       |       |       |      |       |       |       |       |       |
|----------------------|-------|-------|-------|------|-------|-------|-------|-------|-------|
| % Increase - College | -17.6 | -22.4 | -17.1 | 39.7 | -52.3 | -14.3 | 125.0 | -43.2 | -28.3 |
| - Campus             | 8.0   | -2.0  | -4.6  | 0.5  | 7.5   | -3.6  | 3.7   | -5.6  | -7.1  |

MICHIGAN STATE UNIVERSITY  
Office of the Registrar

Trendgraph of Term Grade-Point Averages  
COLLEGE OF AGRICULTURE AND NATURAL RESOURCES<sup>1</sup>  
East Lansing Campus



UNDERGRADUATE

CLASS

|           |      |      |      |      |      |      |      |      |      |      |
|-----------|------|------|------|------|------|------|------|------|------|------|
| Freshman  | 2.61 | 2.52 | 2.61 | 2.46 | 2.55 | 2.59 | 2.60 | 2.45 | 2.39 | 2.46 |
| Sophomore | 2.62 | 2.80 | 2.72 | 2.68 | 2.65 | 2.65 | 2.64 | 2.55 | 2.63 | 2.48 |
| Junior    | 2.79 | 2.78 | 2.79 | 2.74 | 2.69 | 2.70 | 2.65 | 2.61 | 2.65 | 2.62 |
| Senior    | 2.89 | 2.87 | 2.88 | 2.85 | 2.89 | 2.83 | 2.82 | 2.76 | 2.79 | 2.77 |

GENDER

|       |      |      |      |      |      |      |      |      |      |      |
|-------|------|------|------|------|------|------|------|------|------|------|
| Women | 2.81 | 2.80 | 2.82 | 2.78 | 2.76 | 2.77 | 2.75 | 2.72 | 2.76 | 2.68 |
| Men   | 2.75 | 2.76 | 2.77 | 2.72 | 2.73 | 2.70 | 2.69 | 2.62 | 2.66 | 2.64 |

TOTAL UNDERGRADUATE

|      |      |      |      |      |      |      |      |      |      |
|------|------|------|------|------|------|------|------|------|------|
| 2.76 | 2.77 | 2.79 | 2.74 | 2.74 | 2.72 | 2.71 | 2.66 | 2.70 | 2.66 |
|------|------|------|------|------|------|------|------|------|------|

GRADUATE

CLASS

|        |      |      |      |      |      |      |      |      |      |      |
|--------|------|------|------|------|------|------|------|------|------|------|
| Master | 3.39 | 3.41 | 3.40 | 3.45 | 3.43 | 3.45 | 3.47 | 3.43 | 3.43 | 3.46 |
| Doctor | 3.47 | 3.45 | 3.43 | 3.45 | 3.50 | 3.51 | 3.47 | 3.54 | 3.45 | 3.53 |

GENDER

|       |      |      |      |      |      |      |      |      |      |      |
|-------|------|------|------|------|------|------|------|------|------|------|
| Women | 3.43 | 3.51 | 3.56 | 3.51 | 3.52 | 3.55 | 3.54 | 3.49 | 3.49 | 3.54 |
| Men   | 3.41 | 3.40 | 3.38 | 3.44 | 3.44 | 3.45 | 3.47 | 3.46 | 3.42 | 3.47 |

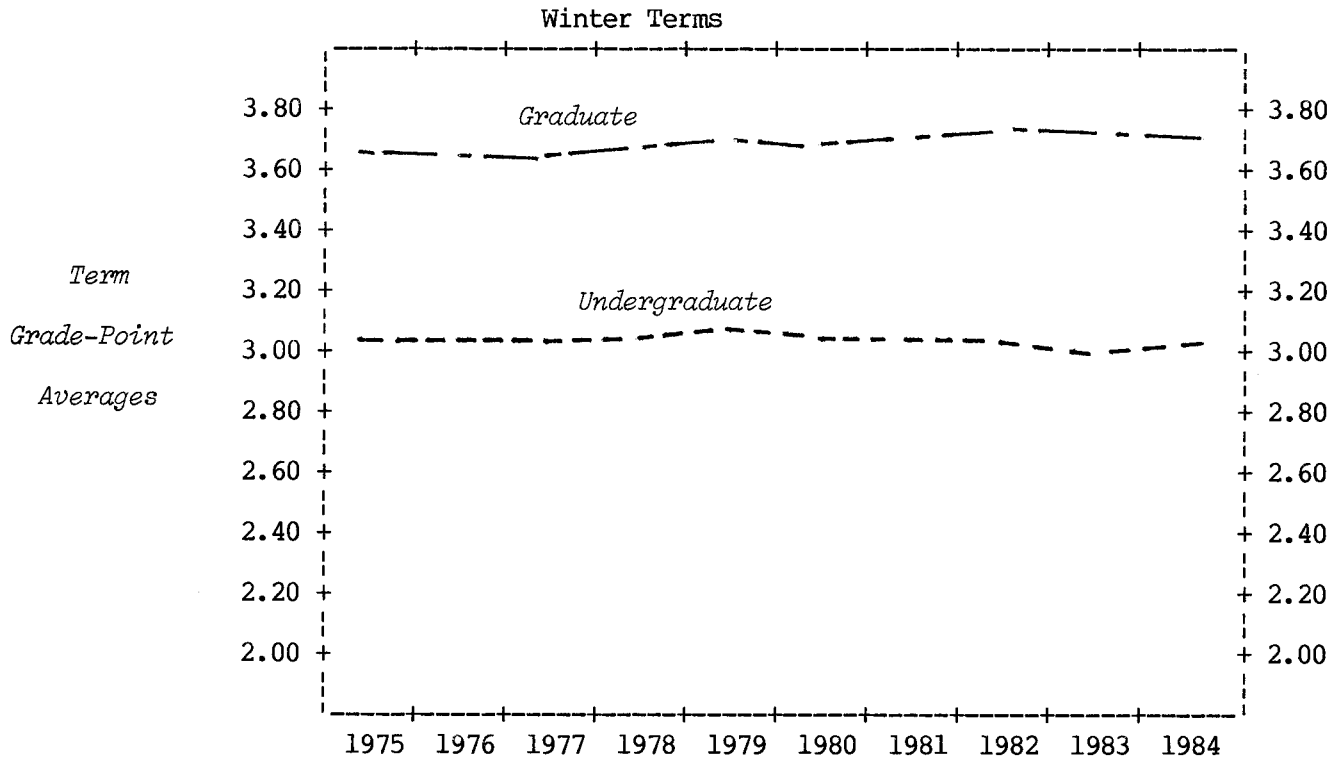
TOTAL GRADUATE

|      |      |      |      |      |      |      |      |      |      |
|------|------|------|------|------|------|------|------|------|------|
| 3.42 | 3.42 | 3.41 | 3.45 | 3.45 | 3.47 | 3.47 | 3.47 | 3.43 | 3.48 |
|------|------|------|------|------|------|------|------|------|------|

Note: 1) Does not include grades of students enrolled in the Institute of Agricultural Technology.

MICHIGAN STATE UNIVERSITY  
Office of the Registrar

Trendgraph of Term Grade-Point Averages  
COLLEGE OF ARTS AND LETTERS  
East Lansing Campus



UNDERGRADUATE

CLASS

|           |      |      |      |      |      |      |      |      |      |      |
|-----------|------|------|------|------|------|------|------|------|------|------|
| Freshman  | 2.94 | 2.89 | 2.90 | 2.86 | 2.87 | 2.89 | 2.93 | 2.88 | 2.83 | 2.86 |
| Sophomore | 2.94 | 2.95 | 2.95 | 2.95 | 2.97 | 2.93 | 2.91 | 2.96 | 2.89 | 2.88 |
| Junior    | 3.03 | 3.04 | 2.99 | 3.04 | 3.13 | 3.08 | 3.05 | 3.00 | 3.01 | 2.96 |
| Senior    | 3.17 | 3.13 | 3.16 | 3.17 | 3.19 | 3.21 | 3.17 | 3.14 | 3.13 | 3.15 |

GENDER

|       |      |      |      |      |      |      |      |      |      |      |
|-------|------|------|------|------|------|------|------|------|------|------|
| Women | 3.06 | 3.07 | 3.08 | 3.09 | 3.09 | 3.10 | 3.08 | 3.06 | 3.04 | 3.02 |
| Men   | 2.98 | 2.96 | 2.92 | 2.95 | 3.04 | 2.99 | 2.98 | 2.97 | 2.94 | 2.98 |

TOTAL UNDERGRADUATE

|  |      |      |      |      |      |      |      |      |      |      |
|--|------|------|------|------|------|------|------|------|------|------|
|  | 3.03 | 3.02 | 3.02 | 3.03 | 3.07 | 3.06 | 3.04 | 3.02 | 3.00 | 3.01 |
|--|------|------|------|------|------|------|------|------|------|------|

GRADUATE

CLASS

|        |      |      |      |      |      |      |      |      |      |      |
|--------|------|------|------|------|------|------|------|------|------|------|
| Master | 3.65 | 3.64 | 3.64 | 3.65 | 3.68 | 3.68 | 3.70 | 3.75 | 3.74 | 3.73 |
| Doctor | 3.70 | 3.78 | 3.74 | 3.79 | 3.83 | 3.77 | 3.77 | 3.80 | 3.81 | 3.70 |

GENDER

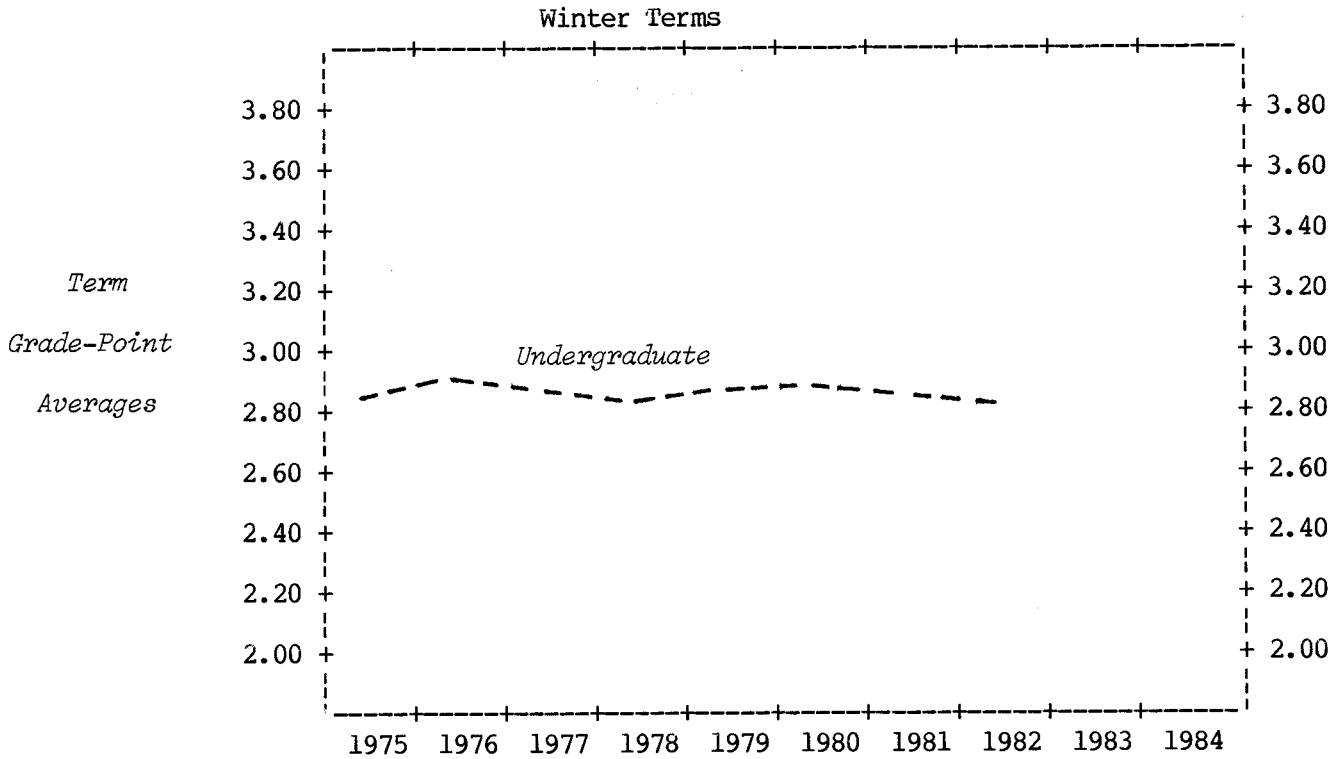
|       |      |      |      |      |      |      |      |      |      |      |
|-------|------|------|------|------|------|------|------|------|------|------|
| Women | 3.69 | 3.67 | 3.68 | 3.65 | 3.75 | 3.72 | 3.75 | 3.75 | 3.78 | 3.74 |
| Men   | 3.64 | 3.65 | 3.64 | 3.72 | 3.66 | 3.68 | 3.67 | 3.78 | 3.72 | 3.70 |

TOTAL GRADUATE

|  |      |      |      |      |      |      |      |      |      |      |
|--|------|------|------|------|------|------|------|------|------|------|
|  | 3.66 | 3.66 | 3.66 | 3.68 | 3.71 | 3.70 | 3.71 | 3.76 | 3.75 | 3.72 |
|--|------|------|------|------|------|------|------|------|------|------|

MICHIGAN STATE UNIVERSITY  
Office of the Registrar

Trendgraph of Term Grade-Point Averages  
LYMAN BRIGGS COLLEGE<sup>1</sup>  
East Lansing Campus



UNDERGRADUATE

CLASS

|           |      |      |      |      |      |      |      |      |
|-----------|------|------|------|------|------|------|------|------|
| Freshman  | 2.69 | 2.72 | 2.75 | 2.65 | 2.69 | 2.72 | 2.72 | 2.71 |
| Sophomore | 2.83 | 3.05 | 2.89 | 2.92 | 2.92 | 2.93 | 2.86 | 2.84 |
| Junior    | 2.98 | 2.91 | 2.88 | 2.87 | 2.99 | 2.96 | 2.95 | 2.88 |
| Senior    | 3.12 | 3.04 | 3.04 | 3.11 | 3.11 | 3.13 | 3.05 | 3.03 |

GENDER

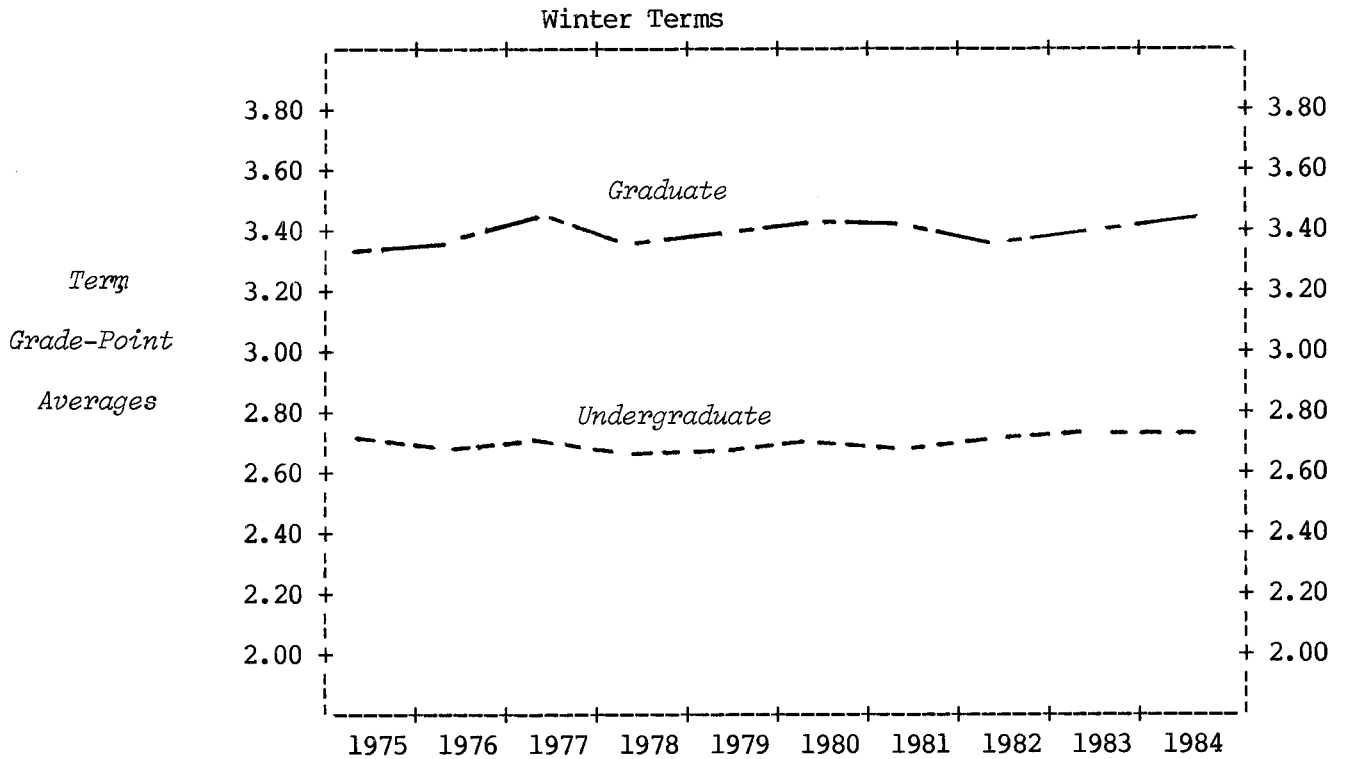
|       |      |      |      |      |      |      |      |      |
|-------|------|------|------|------|------|------|------|------|
| Women | 2.89 | 2.93 | 2.93 | 2.84 | 2.84 | 2.87 | 2.80 | 2.82 |
| Men   | 2.80 | 2.90 | 2.82 | 2.85 | 2.89 | 2.87 | 2.85 | 2.81 |

|                     |      |      |      |      |      |      |      |      |
|---------------------|------|------|------|------|------|------|------|------|
| TOTAL UNDERGRADUATE | 2.83 | 2.91 | 2.86 | 2.84 | 2.87 | 2.87 | 2.83 | 2.81 |
|---------------------|------|------|------|------|------|------|------|------|

Note: 1) Grades of Lyman Briggs School students were transferred to the College of Natural Science, effective Summer Term 1982.

MICHIGAN STATE UNIVERSITY  
Office of the Registrar

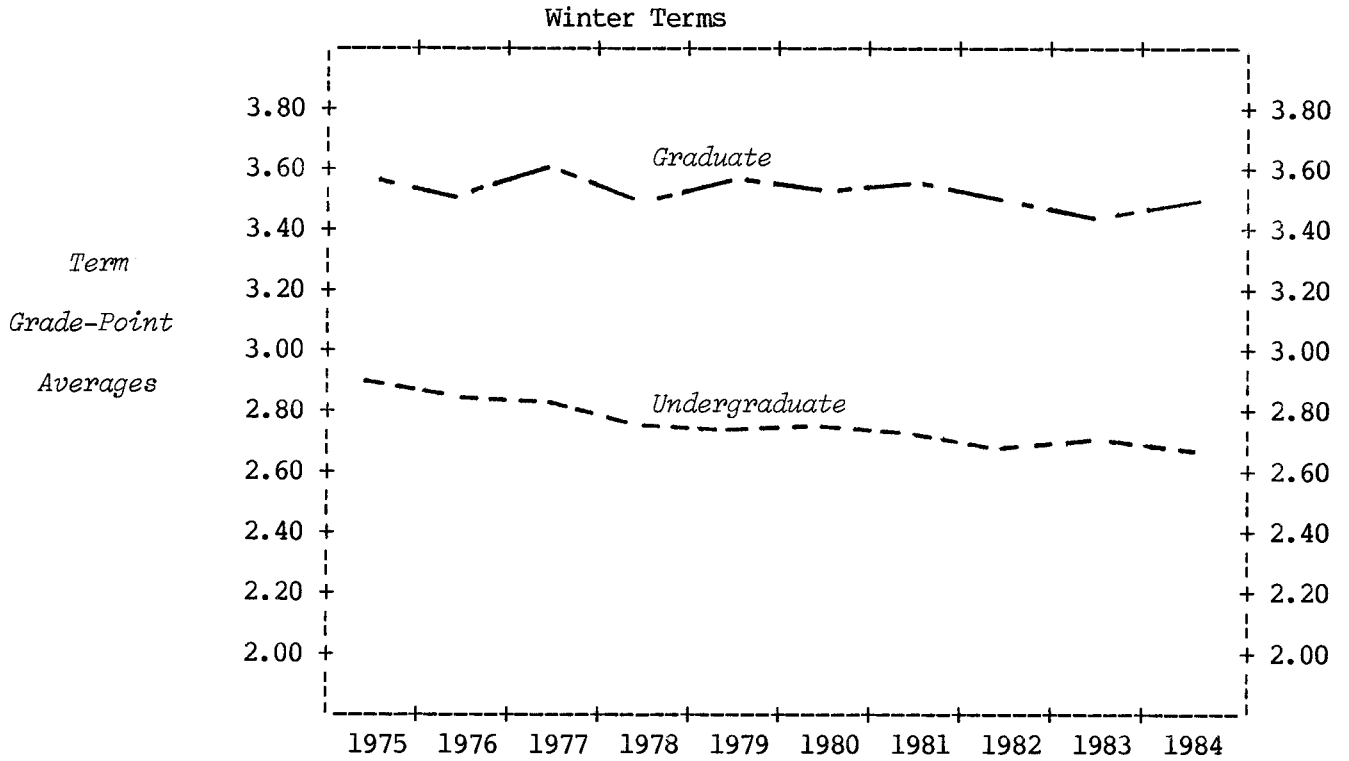
Trendgraph of Term Grade-Point Averages  
COLLEGE OF BUSINESS  
East Lansing Campus



|                            | 1975        | 1976        | 1977        | 1978        | 1979        | 1980        | 1981        | 1982        | 1983        | 1984        |
|----------------------------|-------------|-------------|-------------|-------------|-------------|-------------|-------------|-------------|-------------|-------------|
| <u>UNDERGRADUATE</u>       |             |             |             |             |             |             |             |             |             |             |
| <u>CLASS</u>               |             |             |             |             |             |             |             |             |             |             |
| Freshman                   | 2.65        | 2.63        | 2.64        | 2.59        | 2.66        | 2.65        | 2.61        | 2.57        | 2.55        | 2.56        |
| Sophomore                  | 2.64        | 2.62        | 2.65        | 2.60        | 2.58        | 2.63        | 2.64        | 2.65        | 2.62        | 2.66        |
| Junior                     | 2.73        | 2.76        | 2.77        | 2.72        | 2.70        | 2.72        | 2.69        | 2.74        | 2.80        | 2.80        |
| Senior                     | 2.83        | 2.76        | 2.81        | 2.76        | 2.79        | 2.83        | 2.83        | 2.84        | 2.88        | 2.85        |
| <u>GENDER</u>              |             |             |             |             |             |             |             |             |             |             |
| Women                      | 2.78        | 2.77        | 2.80        | 2.75        | 2.73        | 2.73        | 2.71        | 2.74        | 2.74        | 2.74        |
| Men                        | 2.70        | 2.67        | 2.69        | 2.64        | 2.64        | 2.70        | 2.68        | 2.68        | 2.70        | 2.72        |
| <b>TOTAL UNDERGRADUATE</b> | <b>2.72</b> | <b>2.70</b> | <b>2.73</b> | <b>2.68</b> | <b>2.68</b> | <b>2.71</b> | <b>2.69</b> | <b>2.71</b> | <b>2.72</b> | <b>2.72</b> |
| <u>GRADUATE</u>            |             |             |             |             |             |             |             |             |             |             |
| <u>CLASS</u>               |             |             |             |             |             |             |             |             |             |             |
| Master                     | 3.33        | 3.37        | 3.44        | 3.37        | 3.38        | 3.42        | 3.39        | 3.37        | 3.39        | 3.43        |
| Doctor                     | 3.51        | 3.50        | 3.69        | 3.55        | 3.61        | 3.46        | 3.56        | 3.45        | 3.47        | 3.55        |
| <u>GENDER</u>              |             |             |             |             |             |             |             |             |             |             |
| Women                      | 3.26        | 3.39        | 3.40        | 3.50        | 3.43        | 3.44        | 3.44        | 3.39        | 3.40        | 3.53        |
| Men                        | 3.35        | 3.38        | 3.48        | 3.37        | 3.40        | 3.41        | 3.40        | 3.38        | 3.40        | 3.41        |
| <b>TOTAL GRADUATE</b>      | <b>3.34</b> | <b>3.38</b> | <b>3.46</b> | <b>3.39</b> | <b>3.40</b> | <b>3.42</b> | <b>3.41</b> | <b>3.38</b> | <b>3.40</b> | <b>3.44</b> |

MICHIGAN STATE UNIVERSITY  
Office of the Registrar

Trendgraph of Term Grade-Point Averages  
COLLEGE OF COMMUNICATION ARTS AND SCIENCES  
East Lansing Campus



UNDERGRADUATE

CLASS

|           |      |      |      |      |      |      |      |      |      |      |
|-----------|------|------|------|------|------|------|------|------|------|------|
| Freshman  | 2.76 | 2.76 | 2.76 | 2.60 | 2.67 | 2.65 | 2.73 | 2.65 | 2.63 | 2.61 |
| Sophomore | 2.83 | 2.79 | 2.70 | 2.75 | 2.70 | 2.72 | 2.64 | 2.65 | 2.63 | 2.54 |
| Junior    | 2.92 | 2.87 | 2.81 | 2.73 | 2.72 | 2.77 | 2.72 | 2.66 | 2.70 | 2.62 |
| Senior    | 3.00 | 2.93 | 2.92 | 2.92 | 2.92 | 2.85 | 2.86 | 2.83 | 2.81 | 2.84 |

GENDER

|       |      |      |      |      |      |      |      |      |      |      |
|-------|------|------|------|------|------|------|------|------|------|------|
| Women | 2.96 | 2.93 | 2.91 | 2.84 | 2.83 | 2.81 | 2.79 | 2.77 | 2.78 | 2.71 |
| Men   | 2.83 | 2.75 | 2.69 | 2.68 | 2.66 | 2.68 | 2.67 | 2.61 | 2.61 | 2.61 |

TOTAL UNDERGRADUATE

|      |      |      |      |      |      |      |      |      |      |
|------|------|------|------|------|------|------|------|------|------|
| 2.90 | 2.85 | 2.81 | 2.77 | 2.76 | 2.76 | 2.74 | 2.70 | 2.71 | 2.67 |
|------|------|------|------|------|------|------|------|------|------|

GRADUATE

CLASS

|        |      |      |      |      |      |      |      |      |      |      |
|--------|------|------|------|------|------|------|------|------|------|------|
| Master | 3.56 | 3.51 | 3.60 | 3.50 | 3.59 | 3.54 | 3.57 | 3.50 | 3.43 | 3.49 |
| Doctor | 3.74 | 3.64 | 3.60 | 3.52 | 3.61 | 3.59 | 3.54 | 3.74 | 3.70 | 3.71 |

GENDER

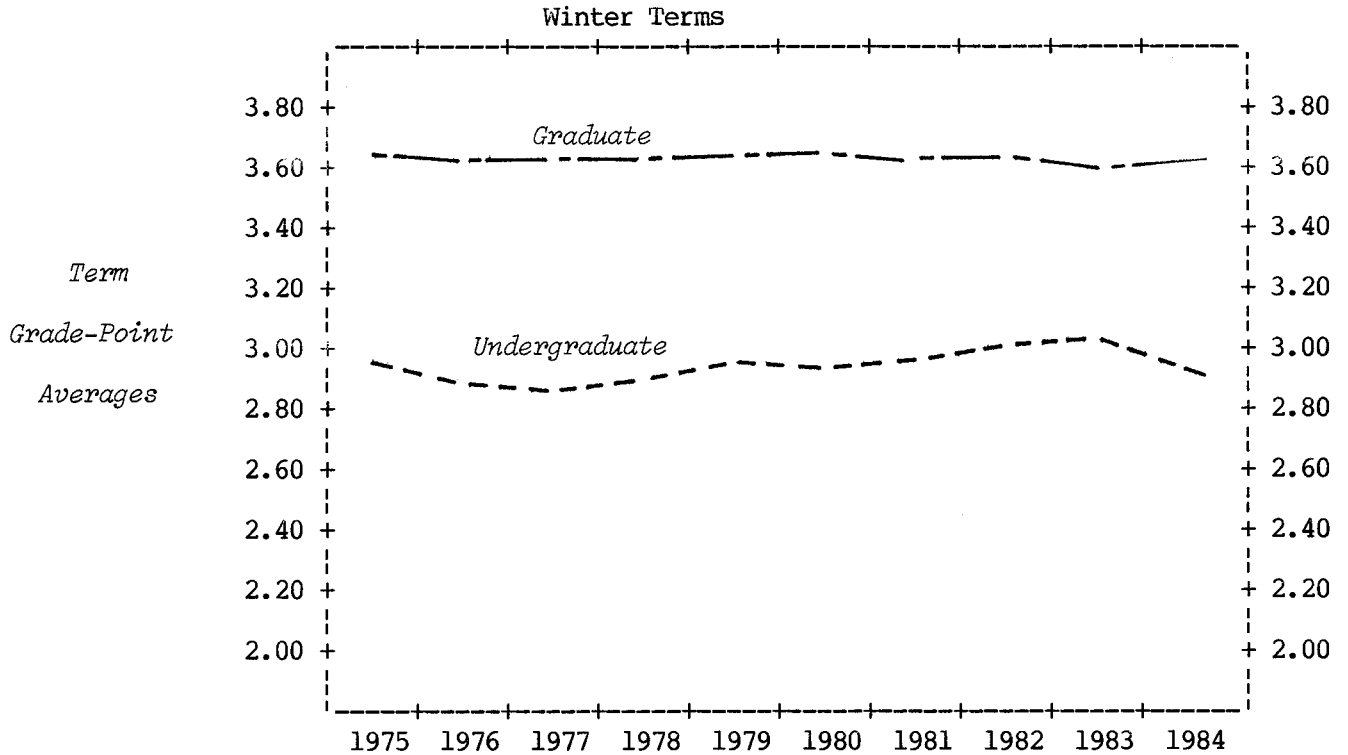
|       |      |      |      |      |      |      |      |      |      |      |
|-------|------|------|------|------|------|------|------|------|------|------|
| Women | 3.59 | 3.51 | 3.65 | 3.54 | 3.70 | 3.60 | 3.60 | 3.56 | 3.55 | 3.56 |
| Men   | 3.56 | 3.53 | 3.52 | 3.43 | 3.47 | 3.45 | 3.50 | 3.47 | 3.34 | 3.43 |

TOTAL GRADUATE

|      |      |      |      |      |      |      |      |      |      |
|------|------|------|------|------|------|------|------|------|------|
| 3.58 | 3.52 | 3.60 | 3.50 | 3.59 | 3.54 | 3.56 | 3.52 | 3.46 | 3.51 |
|------|------|------|------|------|------|------|------|------|------|

MICHIGAN STATE UNIVERSITY  
Office of the Registrar

Trendgraph of Term Grade-Point Averages  
COLLEGE OF EDUCATION  
East Lansing Campus



UNDERGRADUATE

CLASS

|           |      |      |      |      |      |      |      |      |      |      |
|-----------|------|------|------|------|------|------|------|------|------|------|
| Freshman  | 2.74 | 2.72 | 2.62 | 2.60 | 2.69 | 2.74 | 2.71 | 2.68 | 2.67 | 2.51 |
| Sophomore | 2.73 | 2.69 | 2.75 | 2.68 | 2.82 | 2.79 | 2.79 | 2.77 | 2.81 | 2.71 |
| Junior    | 3.09 | 2.97 | 2.97 | 3.00 | 3.03 | 2.98 | 3.01 | 3.08 | 2.99 | 2.98 |
| Senior    | 3.10 | 3.10 | 3.05 | 3.07 | 3.10 | 3.17 | 3.21 | 3.17 | 3.24 | 3.11 |
| Special   | 3.37 | 3.24 | 3.24 | 3.36 | 3.31 | 3.35 | 3.50 | 3.35 | 3.46 | 3.40 |

GENDER

|       |      |      |      |      |      |      |      |      |      |      |
|-------|------|------|------|------|------|------|------|------|------|------|
| Women | 3.00 | 2.95 | 2.93 | 2.96 | 3.02 | 3.00 | 3.02 | 3.04 | 3.07 | 3.00 |
| Men   | 2.82 | 2.71 | 2.74 | 2.71 | 2.85 | 2.86 | 2.82 | 2.83 | 2.79 | 2.63 |

TOTAL UNDERGRADUATE

|      |      |      |      |      |      |      |      |      |      |
|------|------|------|------|------|------|------|------|------|------|
| 2.96 | 2.90 | 2.89 | 2.91 | 2.99 | 2.97 | 2.99 | 3.01 | 3.03 | 2.93 |
|------|------|------|------|------|------|------|------|------|------|

GRADUATE

CLASS

|        |      |      |      |      |      |      |      |      |      |      |
|--------|------|------|------|------|------|------|------|------|------|------|
| Master | 3.63 | 3.60 | 3.59 | 3.60 | 3.60 | 3.60 | 3.59 | 3.61 | 3.56 | 3.57 |
| Doctor | 3.70 | 3.67 | 3.67 | 3.68 | 3.68 | 3.70 | 3.71 | 3.66 | 3.67 | 3.68 |

GENDER

|       |      |      |      |      |      |      |      |      |      |      |
|-------|------|------|------|------|------|------|------|------|------|------|
| Women | 3.68 | 3.64 | 3.65 | 3.63 | 3.68 | 3.67 | 3.65 | 3.65 | 3.62 | 3.62 |
| Men   | 3.62 | 3.60 | 3.58 | 3.62 | 3.56 | 3.59 | 3.58 | 3.60 | 3.57 | 3.59 |

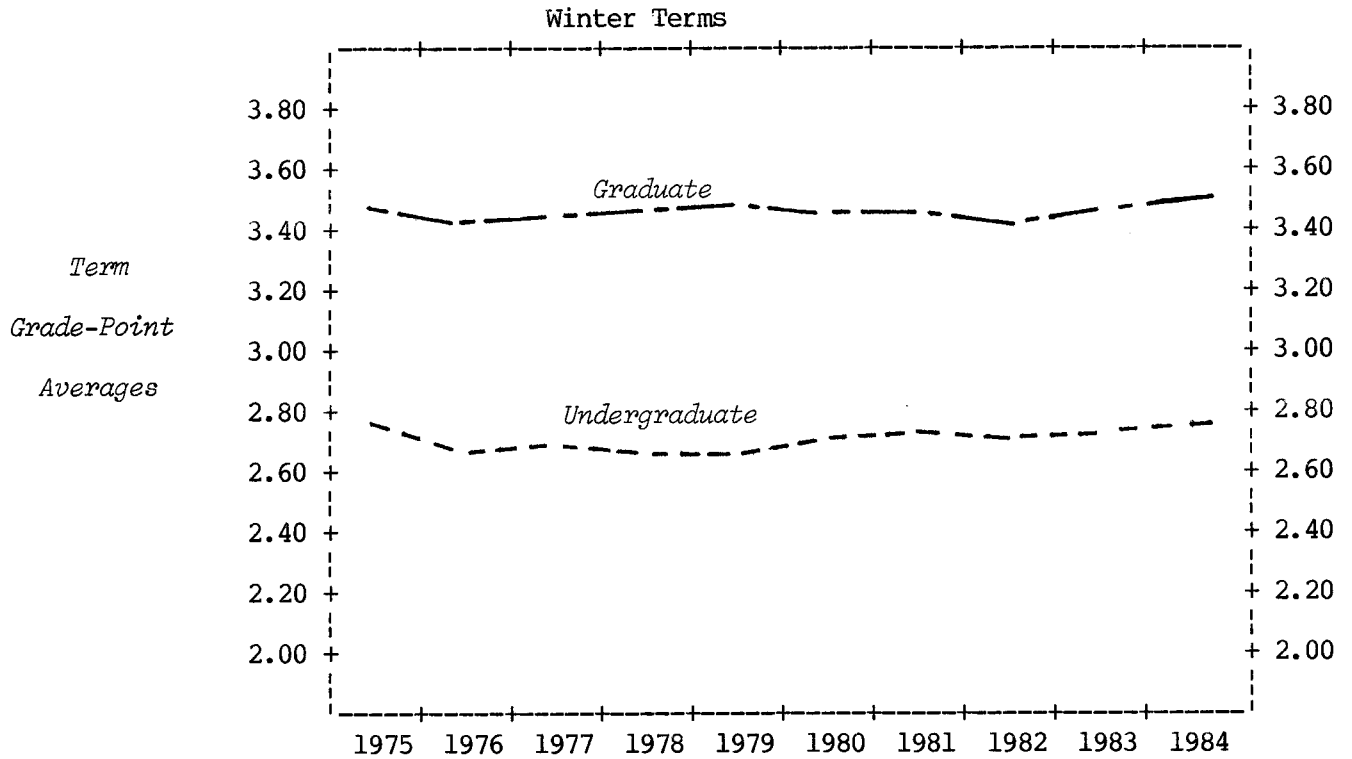
TOTAL GRADUATE

|      |      |      |      |      |      |      |      |      |      |
|------|------|------|------|------|------|------|------|------|------|
| 3.65 | 3.62 | 3.62 | 3.62 | 3.63 | 3.63 | 3.62 | 3.62 | 3.60 | 3.61 |
|------|------|------|------|------|------|------|------|------|------|



MICHIGAN STATE UNIVERSITY  
Office of the Registrar

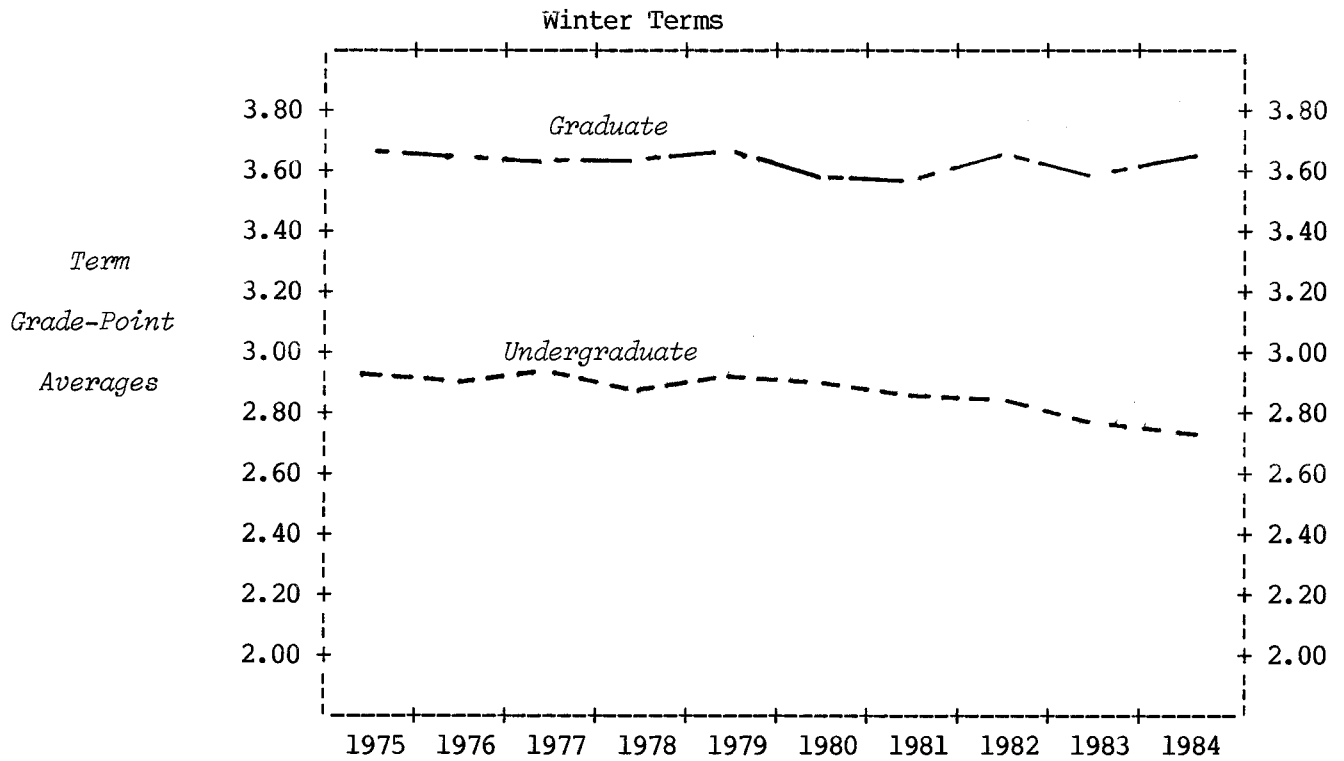
Trendgraph of Term Grade-Point Averages  
COLLEGE OF ENGINEERING  
East Lansing Campus



| <u>UNDERGRADUATE</u>       |      |      |      |      |      |      |      |      |      |      |
|----------------------------|------|------|------|------|------|------|------|------|------|------|
| CLASS                      | 1975 | 1976 | 1977 | 1978 | 1979 | 1980 | 1981 | 1982 | 1983 | 1984 |
| Freshman                   | 2.68 | 2.50 | 2.59 | 2.49 | 2.52 | 2.56 | 2.61 | 2.57 | 2.58 | 2.53 |
| Sophomore                  | 2.67 | 2.56 | 2.58 | 2.59 | 2.63 | 2.67 | 2.66 | 2.62 | 2.61 | 2.65 |
| Junior                     | 2.75 | 2.75 | 2.74 | 2.73 | 2.76 | 2.87 | 2.86 | 2.92 | 2.99 | 3.03 |
| Senior                     | 3.02 | 2.85 | 2.85 | 2.83 | 2.79 | 2.86 | 2.93 | 2.97 | 2.95 | 3.08 |
| <u>GENDER</u>              |      |      |      |      |      |      |      |      |      |      |
| Women                      | 2.93 | 2.78 | 2.81 | 2.78 | 2.77 | 2.77 | 2.80 | 2.72 | 2.70 | 2.76 |
| Men                        | 2.76 | 2.64 | 2.68 | 2.65 | 2.65 | 2.71 | 2.72 | 2.74 | 2.75 | 2.78 |
| <u>TOTAL UNDERGRADUATE</u> | 2.78 | 2.66 | 2.70 | 2.67 | 2.67 | 2.72 | 2.74 | 2.73 | 2.74 | 2.77 |
| <u>GRADUATE</u>            |      |      |      |      |      |      |      |      |      |      |
| CLASS                      | 1975 | 1976 | 1977 | 1978 | 1979 | 1980 | 1981 | 1982 | 1983 | 1984 |
| Master                     | 3.48 | 3.39 | 3.42 | 3.44 | 3.46 | 3.45 | 3.43 | 3.36 | 3.42 | 3.49 |
| Doctor                     | 3.51 | 3.52 | 3.63 | 3.60 | 3.66 | 3.54 | 3.58 | 3.65 | 3.68 | 3.59 |
| <u>GENDER</u>              |      |      |      |      |      |      |      |      |      |      |
| Women                      |      | 3.08 | 3.52 | 3.32 | 3.44 | 3.48 | 3.53 | 3.49 | 3.22 | 3.48 |
| Men                        | 3.49 | 3.44 | 3.44 | 3.49 | 3.50 | 3.46 | 3.46 | 3.41 | 3.51 | 3.52 |
| <u>TOTAL GRADUATE</u>      | 3.49 | 3.42 | 3.45 | 3.47 | 3.49 | 3.47 | 3.46 | 3.42 | 3.47 | 3.51 |

MICHIGAN STATE UNIVERSITY  
Office of the Registrar

Trendgraph of Term Grade-Point Averages  
COLLEGE OF HUMAN ECOLOGY  
East Lansing Campus



UNDERGRADUATE

CLASS

|           |      |      |      |      |      |      |      |      |      |      |
|-----------|------|------|------|------|------|------|------|------|------|------|
| Freshman  | 2.83 | 2.73 | 2.91 | 2.62 | 2.88 | 2.71 | 2.64 | 2.52 | 2.48 | 2.60 |
| Sophomore | 2.82 | 2.80 | 2.69 | 2.74 | 2.78 | 2.82 | 2.71 | 2.65 | 2.73 | 2.59 |
| Junior    | 2.95 | 2.91 | 2.94 | 2.82 | 2.92 | 2.88 | 2.83 | 2.82 | 2.73 | 2.71 |
| Senior    | 3.07 | 3.08 | 3.13 | 3.06 | 3.02 | 3.05 | 3.03 | 3.03 | 2.89 | 2.87 |

GENDER

|       |      |      |      |      |      |      |      |      |      |      |
|-------|------|------|------|------|------|------|------|------|------|------|
| Women | 2.94 | 2.93 | 2.95 | 2.86 | 2.93 | 2.92 | 2.85 | 2.85 | 2.79 | 2.76 |
| Men   | 2.68 | 2.56 | 2.66 | 2.81 | 2.78 | 2.70 | 2.78 | 2.68 | 2.60 | 2.53 |

TOTAL UNDERGRADUATE

|      |      |      |      |      |      |      |      |      |      |
|------|------|------|------|------|------|------|------|------|------|
| 2.94 | 2.91 | 2.94 | 2.86 | 2.92 | 2.91 | 2.85 | 2.84 | 2.77 | 2.74 |
|------|------|------|------|------|------|------|------|------|------|

GRADUATE

CLASS

|        |      |      |      |      |      |      |      |      |      |      |
|--------|------|------|------|------|------|------|------|------|------|------|
| Master | 3.65 | 3.64 | 3.65 | 3.61 | 3.63 | 3.56 | 3.56 | 3.61 | 3.56 | 3.65 |
| Doctor | 3.72 | 3.63 | 3.49 | 3.68 | 3.73 | 3.71 | 3.66 | 3.70 | 3.71 | 3.67 |

GENDER

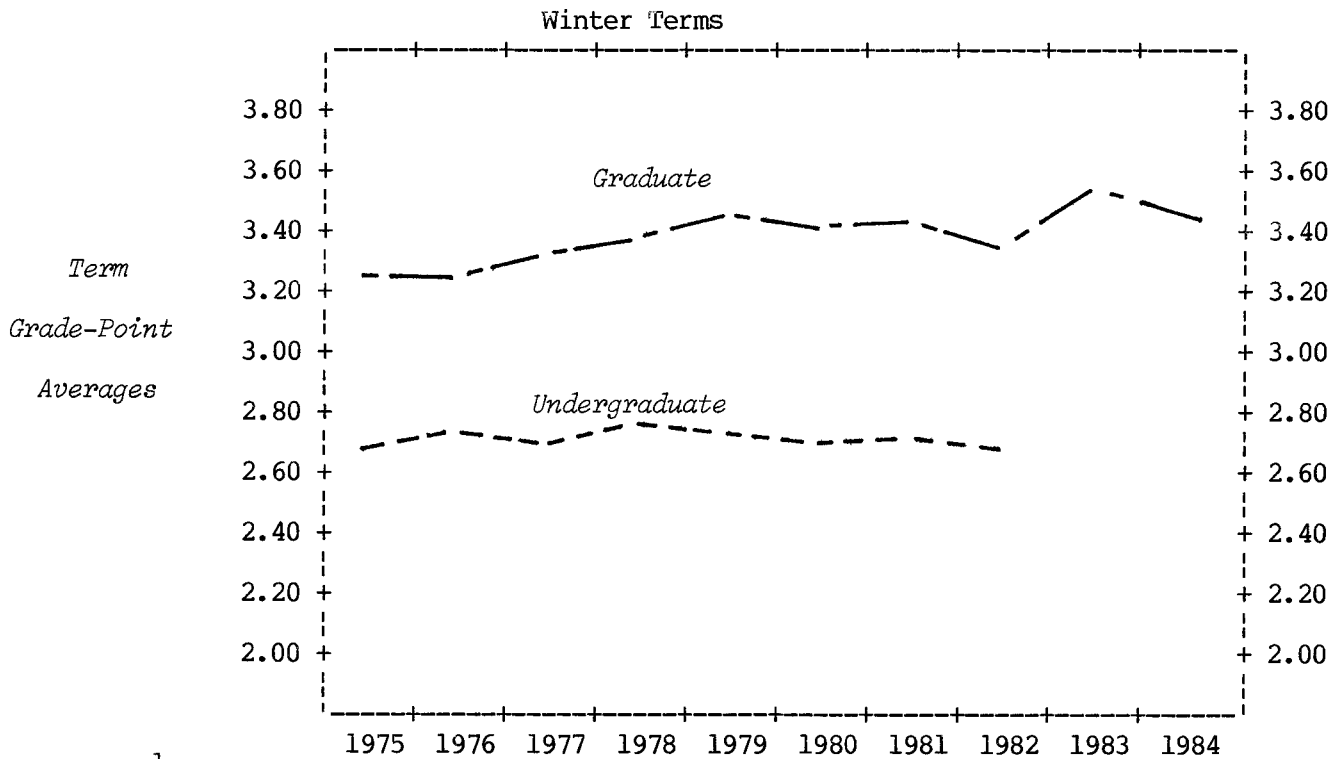
|       |      |      |      |      |      |      |      |      |      |      |
|-------|------|------|------|------|------|------|------|------|------|------|
| Women | 3.66 | 3.64 | 3.63 | 3.63 | 3.64 | 3.62 | 3.57 | 3.64 | 3.60 | 3.66 |
| Men   | 3.67 | 3.58 | 3.61 | 3.55 | 3.71 | 3.43 | 3.63 | 3.59 | 3.57 | 3.59 |

TOTAL GRADUATE

|      |      |      |      |      |      |      |      |      |      |
|------|------|------|------|------|------|------|------|------|------|
| 3.66 | 3.64 | 3.62 | 3.62 | 3.65 | 3.58 | 3.58 | 3.63 | 3.59 | 3.65 |
|------|------|------|------|------|------|------|------|------|------|

MICHIGAN STATE UNIVERSITY  
Office of the Registrar

Trendgraph of Term Grade-Point Averages  
COLLEGE OF HUMAN MEDICINE  
East Lansing Campus



UNDERGRADUATE<sup>1</sup>  
CLASS

|           |      |      |      |      |      |      |      |      |
|-----------|------|------|------|------|------|------|------|------|
| Freshman  | 2.60 | 2.66 | 2.59 | 2.64 | 2.58 | 2.50 | 2.56 | 2.63 |
| Sophomore | 2.55 | 2.66 | 2.70 | 2.69 | 2.54 | 2.56 | 2.50 | 2.50 |
| Junior    | 2.70 | 2.74 | 2.59 | 2.74 | 2.70 | 2.78 | 2.77 | 2.67 |
| Senior    | 2.78 | 2.82 | 2.88 | 2.90 | 2.96 | 2.86 | 2.86 | 2.84 |

GENDER

|       |      |      |      |      |      |      |      |      |
|-------|------|------|------|------|------|------|------|------|
| Women | 2.70 | 2.72 | 2.70 | 2.79 | 2.70 | 2.69 | 2.71 | 2.66 |
| Men   | 2.59 | 2.78 | 2.73 | 2.72 | 2.81 | 2.79 | 2.73 | 2.75 |

TOTAL UNDERGRADUATE

|      |      |      |      |      |      |      |      |
|------|------|------|------|------|------|------|------|
| 2.67 | 2.73 | 2.70 | 2.77 | 2.73 | 2.72 | 2.72 | 2.69 |
|------|------|------|------|------|------|------|------|

GRADUATE

CLASS

|        |      |      |      |      |      |      |      |      |      |      |
|--------|------|------|------|------|------|------|------|------|------|------|
| Master | 3.18 | 3.26 | 3.35 | 3.43 | 3.47 | 3.33 | 3.49 | 3.22 | 3.61 | 3.54 |
| Doctor | 3.34 | 3.17 | 3.29 | 3.35 | 3.41 | 3.45 | 3.37 | 3.41 | 3.53 | 3.39 |

GENDER

|       |      |      |      |      |      |      |      |      |      |      |
|-------|------|------|------|------|------|------|------|------|------|------|
| Women | 3.30 | 3.27 | 3.48 | 3.44 | 3.54 | 3.35 | 3.48 | 3.26 | 3.69 | 3.37 |
| Men   | 3.23 | 3.21 | 3.26 | 3.37 | 3.35 | 3.43 | 3.34 | 3.46 | 3.47 | 3.48 |

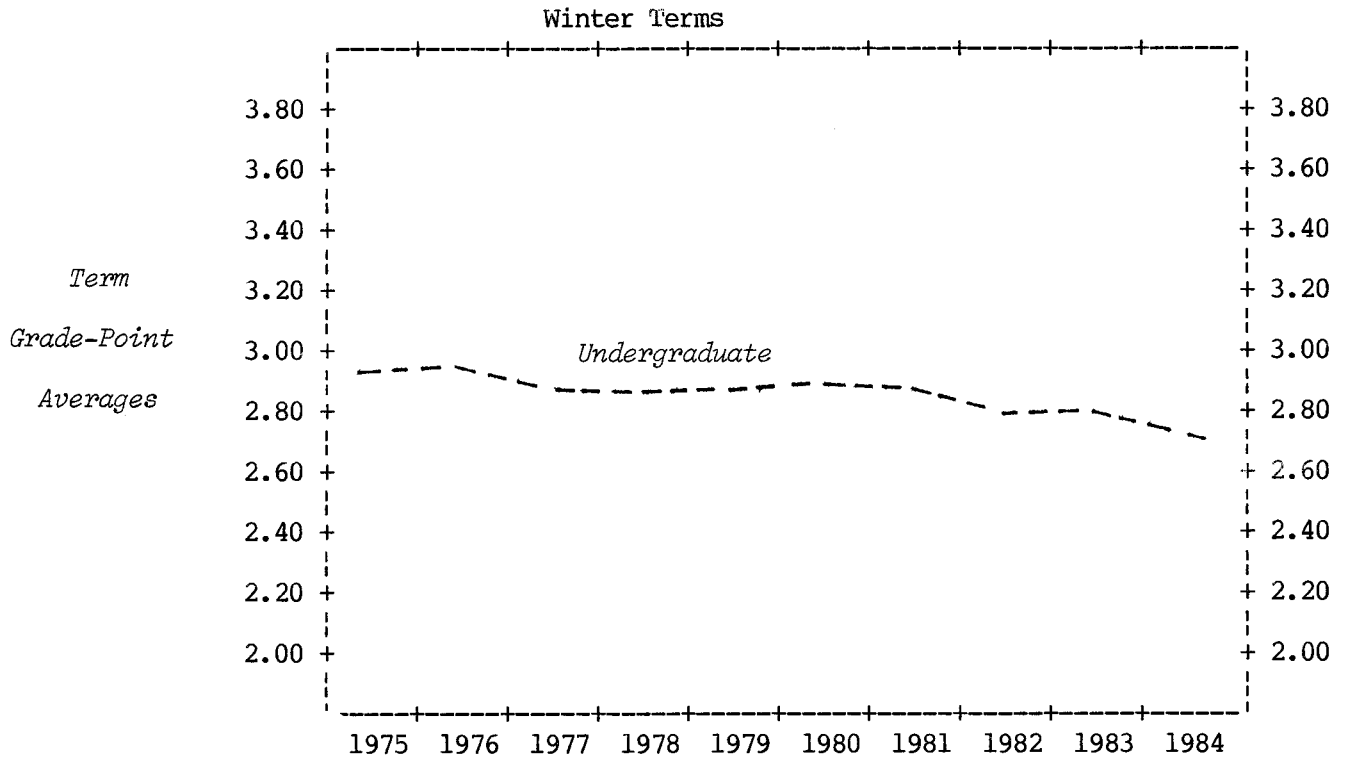
TOTAL GRADUATE

|      |      |      |      |      |      |      |      |      |      |
|------|------|------|------|------|------|------|------|------|------|
| 3.24 | 3.23 | 3.32 | 3.39 | 3.44 | 3.40 | 3.41 | 3.36 | 3.56 | 3.44 |
|------|------|------|------|------|------|------|------|------|------|

Note: 1) The undergraduate Medical Technology program was transferred to the College of Natural Science, effective Summer Term 1982.

MICHIGAN STATE UNIVERSITY  
Office of the Registrar

Trendgraph of Term Grade-Point Averages  
JAMES MADISON COLLEGE  
East Lansing Campus

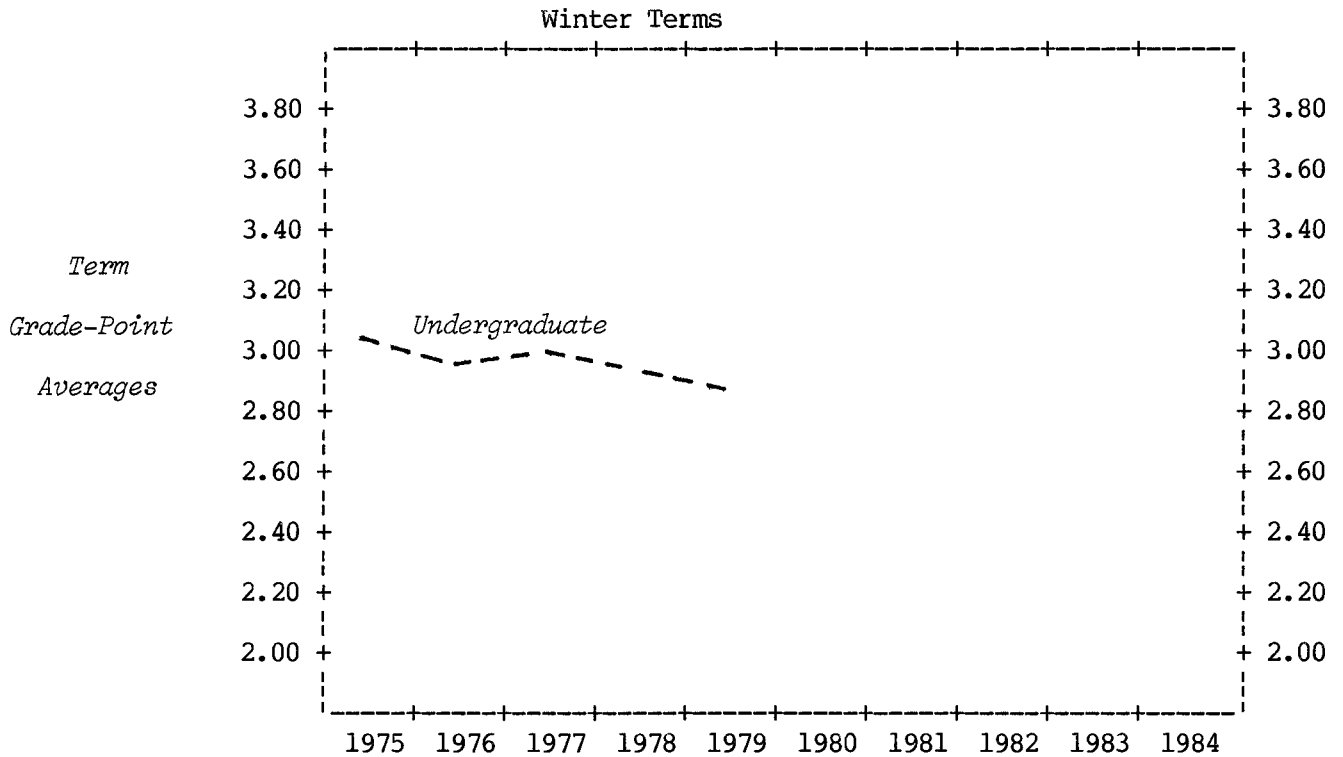


UNDERGRADUATE  
CLASS

|                            |      |      |      |      |      |      |      |      |      |      |
|----------------------------|------|------|------|------|------|------|------|------|------|------|
| Freshman                   | 2.77 | 2.81 | 2.65 | 2.73 | 2.67 | 2.65 | 2.66 | 2.63 | 2.67 | 2.56 |
| Sophomore                  | 2.97 | 2.93 | 3.06 | 2.88 | 2.94 | 2.87 | 2.82 | 2.73 | 2.76 | 2.74 |
| Junior                     | 2.98 | 3.06 | 2.93 | 2.88 | 2.90 | 3.10 | 2.88 | 2.85 | 2.73 | 2.72 |
| Senior                     | 3.19 | 3.16 | 2.89 | 3.09 | 3.06 | 3.00 | 3.14 | 2.99 | 3.01 | 2.92 |
| <u>GENDER</u>              |      |      |      |      |      |      |      |      |      |      |
| Women                      | 2.91 | 2.99 | 2.83 | 2.82 | 2.80 | 2.88 | 2.84 | 2.76 | 2.75 | 2.67 |
| Men                        | 2.95 | 2.92 | 2.88 | 2.86 | 2.86 | 2.84 | 2.83 | 2.80 | 2.80 | 2.75 |
| <u>TOTAL UNDERGRADUATE</u> | 2.93 | 2.95 | 2.86 | 2.84 | 2.84 | 2.86 | 2.84 | 2.78 | 2.78 | 2.71 |

MICHIGAN STATE UNIVERSITY  
Office of the Registrar

Trendgraph of Term Grade-Point Averages  
JUSTIN MORRILL COLLEGE<sup>1</sup>  
East Lansing Campus



UNDERGRADUATE

CLASS

|           |      |      |      |      |      |
|-----------|------|------|------|------|------|
| Freshman  | 2.92 | 2.94 | 3.02 | 2.14 | 2.56 |
| Sophomore | 3.02 | 2.94 | 2.91 | 2.82 | 2.68 |
| Junior    | 3.01 | 2.94 | 2.96 | 3.00 | 2.68 |
| Senior    | 3.20 | 3.09 | 3.17 | 3.12 | 3.19 |

GENDER

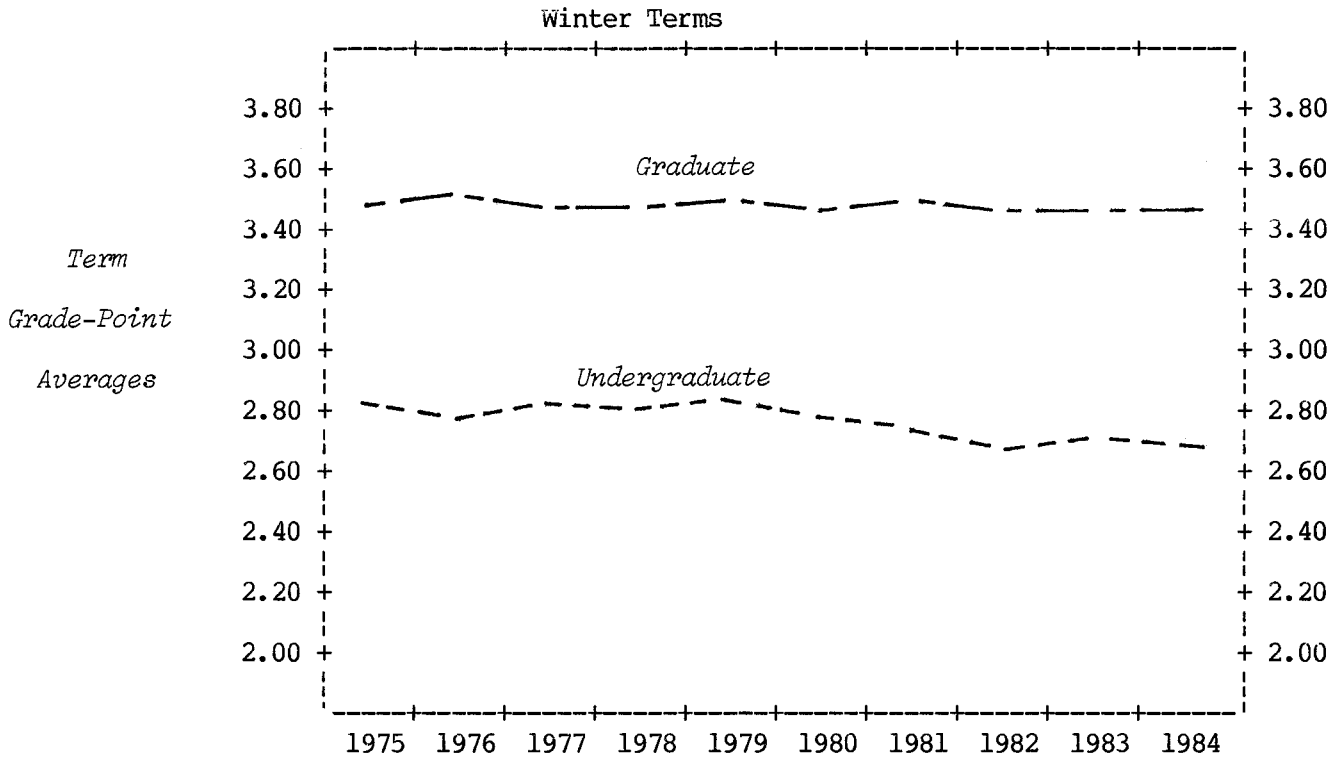
|       |      |      |      |      |      |
|-------|------|------|------|------|------|
| Women | 3.07 | 3.06 | 3.08 | 3.03 | 2.97 |
| Men   | 2.99 | 2.83 | 2.87 | 2.90 | 2.78 |

|                     |      |      |      |      |      |
|---------------------|------|------|------|------|------|
| TOTAL UNDERGRADUATE | 3.03 | 2.97 | 3.00 | 2.96 | 2.89 |
|---------------------|------|------|------|------|------|

Note: 1) The grade-point averages shown in this report for Justin Morrill College represent only those courses in which numerical grades were earned by JMC students. Many courses in JMC were graded on the P-N system.

MICHIGAN STATE UNIVERSITY  
Office of the Registrar

Trendgraph of Term Grade-Point Averages  
COLLEGE OF NATURAL SCIENCE<sup>1</sup>  
East Lansing Campus

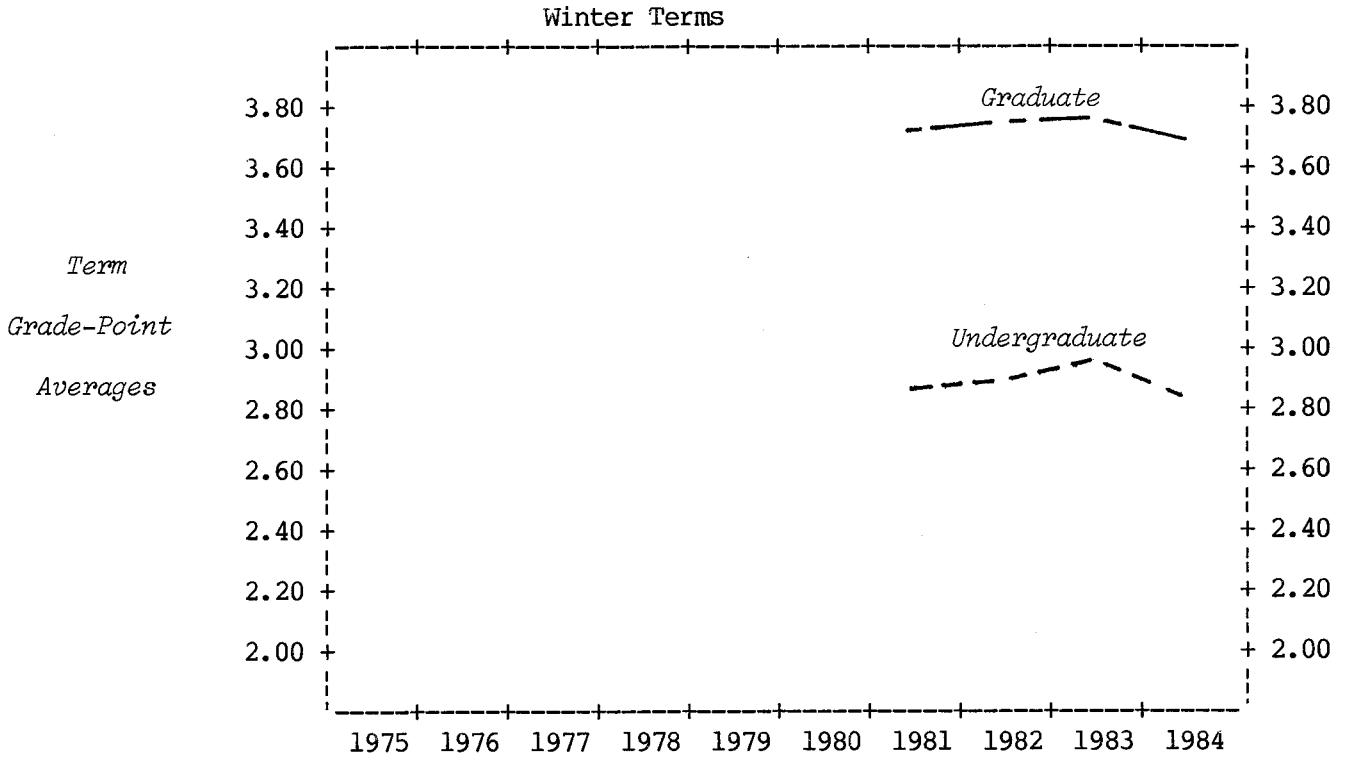


| <u>UNDERGRADUATE</u>       |             |             |             |             |             |             |             |             |             |             |
|----------------------------|-------------|-------------|-------------|-------------|-------------|-------------|-------------|-------------|-------------|-------------|
| <u>CLASS</u>               |             |             |             |             |             |             |             |             |             |             |
| Freshman                   | 2.69        | 2.59        | 2.64        | 2.53        | 2.59        | 2.53        | 2.63        | 2.58        | 2.58        | 2.58        |
| Sophomore                  | 2.80        | 2.83        | 2.86        | 2.83        | 2.82        | 2.88        | 2.71        | 2.64        | 2.69        | 2.62        |
| Junior                     | 2.79        | 2.82        | 2.79        | 2.87        | 2.83        | 2.78        | 2.68        | 2.63        | 2.69        | 2.60        |
| Senior                     | 2.99        | 2.94        | 2.96        | 2.98        | 3.01        | 3.01        | 2.93        | 2.83        | 2.85        | 2.86        |
| <u>GENDER</u>              |             |             |             |             |             |             |             |             |             |             |
| Women                      | 2.84        | 2.78        | 2.83        | 2.82        | 2.88        | 2.84        | 2.74        | 2.70        | 2.69        | 2.65        |
| Men                        | 2.81        | 2.79        | 2.79        | 2.78        | 2.75        | 2.74        | 2.74        | 2.67        | 2.72        | 2.68        |
| <b>TOTAL UNDERGRADUATE</b> | <b>2.82</b> | <b>2.79</b> | <b>2.81</b> | <b>2.80</b> | <b>2.81</b> | <b>2.79</b> | <b>2.74</b> | <b>2.68</b> | <b>2.70</b> | <b>2.67</b> |
| <u>GRADUATE</u>            |             |             |             |             |             |             |             |             |             |             |
| <u>CLASS</u>               |             |             |             |             |             |             |             |             |             |             |
| Master                     | 3.46        | 3.47        | 3.45        | 3.46        | 3.46        | 3.40        | 3.43        | 3.39        | 3.40        | 3.38        |
| Doctor                     | 3.56        | 3.65        | 3.54        | 3.54        | 3.61        | 3.57        | 3.60        | 3.50        | 3.49        | 3.53        |
| <u>GENDER</u>              |             |             |             |             |             |             |             |             |             |             |
| Women                      | 3.52        | 3.55        | 3.49        | 3.50        | 3.44        | 3.45        | 3.50        | 3.50        | 3.46        | 3.41        |
| Men                        | 3.48        | 3.52        | 3.48        | 3.49        | 3.54        | 3.47        | 3.51        | 3.42        | 3.44        | 3.47        |
| <b>TOTAL GRADUATE</b>      | <b>3.49</b> | <b>3.53</b> | <b>3.49</b> | <b>3.49</b> | <b>3.51</b> | <b>3.46</b> | <b>3.51</b> | <b>3.44</b> | <b>3.44</b> | <b>3.45</b> |

Note: 1) Includes grades of students enrolled in Lyman Briggs School and the undergraduate Medical Technology program, effective Summer Term 1982.

MICHIGAN STATE UNIVERSITY  
Office of the Registrar

Trendgraph of Term Grade-Point Averages  
COLLEGE OF NURSING  
East Lansing Campus



UNDERGRADUATE

CLASS

|           |      |      |      |      |
|-----------|------|------|------|------|
| Freshman  | 2.23 | 2.44 | 2.44 | 2.24 |
| Sophomore | 3.01 | 2.99 | 3.04 | 2.85 |
| Junior    | 3.14 | 3.11 | 3.44 | 3.22 |
| Senior    | 3.21 | 3.11 | 3.34 | 3.36 |

GENDER

|       |      |      |      |      |
|-------|------|------|------|------|
| Women | 2.85 | 2.90 | 2.99 | 2.82 |
| Men   | 3.04 | 3.06 | 3.06 | 3.05 |

TOTAL UNDERGRADUATE

2.86 2.90 2.99 2.82

GRADUATE

CLASS

|        |      |      |      |      |
|--------|------|------|------|------|
| Master | 3.73 | 3.75 | 3.78 | 3.72 |
|--------|------|------|------|------|

GENDER

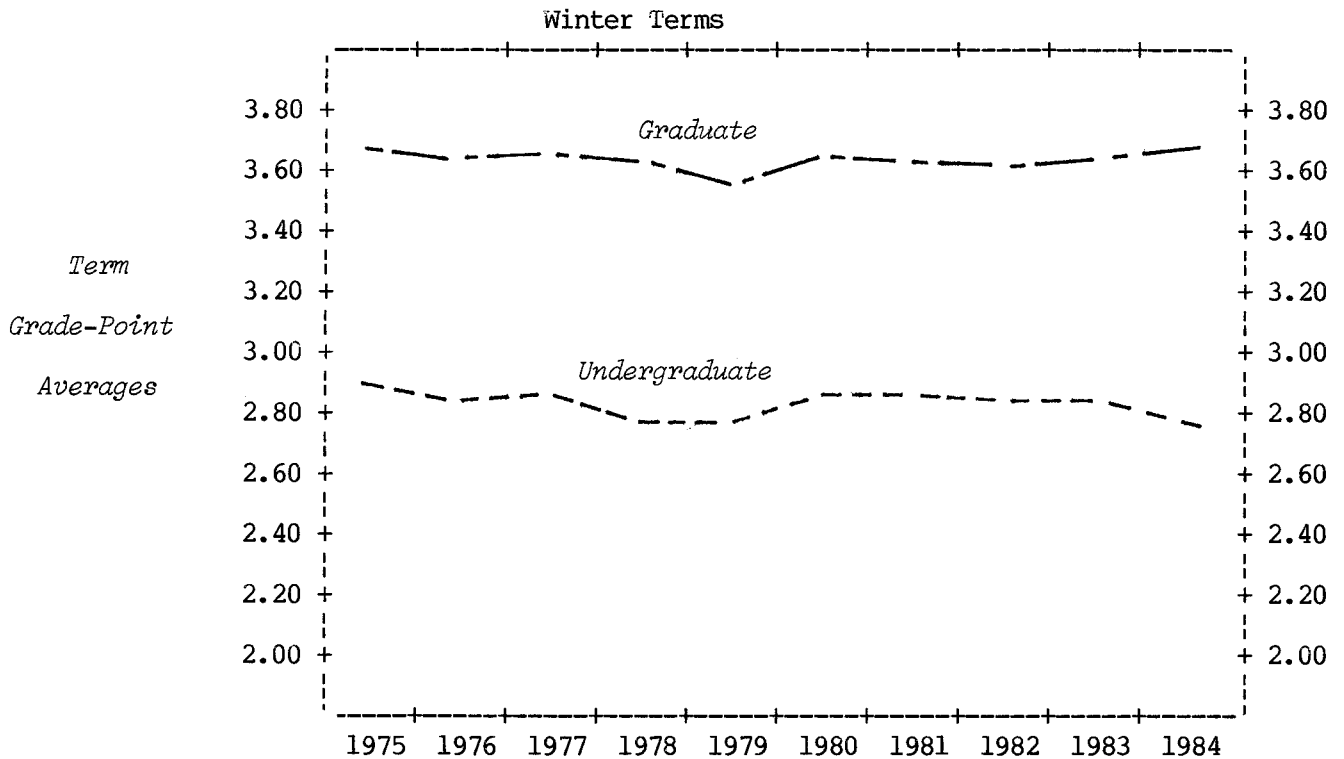
|       |      |      |      |      |
|-------|------|------|------|------|
| Women | 3.73 | 3.75 | 3.78 | 3.72 |
| Men   |      |      |      |      |

TOTAL GRADUATE

3.73 3.75 3.78 3.72

MICHIGAN STATE UNIVERSITY  
Office of the Registrar

Trendgraph of Term Grade-Point Averages  
COLLEGE OF SOCIAL SCIENCE  
East Lansing Campus



UNDERGRADUATE

CLASS

|           |      |      |      |      |      |      |      |      |      |      |
|-----------|------|------|------|------|------|------|------|------|------|------|
| Freshman  | 2.77 | 2.68 | 2.68 | 2.56 | 2.59 | 2.62 | 2.59 | 2.55 | 2.54 | 2.44 |
| Sophomore | 2.81 | 2.75 | 2.75 | 2.67 | 2.71 | 2.77 | 2.74 | 2.68 | 2.75 | 2.66 |
| Junior    | 2.85 | 2.78 | 2.81 | 2.77 | 2.76 | 2.89 | 2.86 | 2.84 | 2.78 | 2.78 |
| Senior    | 3.01 | 2.94 | 2.96 | 2.92 | 2.94 | 2.95 | 2.98 | 2.97 | 2.97 | 2.91 |

GENDER

|       |      |      |      |      |      |      |      |      |      |      |
|-------|------|------|------|------|------|------|------|------|------|------|
| Women | 2.97 | 2.88 | 2.87 | 2.82 | 2.84 | 2.89 | 2.87 | 2.84 | 2.85 | 2.81 |
| Men   | 2.83 | 2.76 | 2.79 | 2.74 | 2.73 | 2.79 | 2.80 | 2.80 | 2.79 | 2.72 |

TOTAL UNDERGRADUATE

|      |      |      |      |      |      |      |      |      |      |
|------|------|------|------|------|------|------|------|------|------|
| 2.89 | 2.81 | 2.83 | 2.78 | 2.78 | 2.84 | 2.84 | 2.82 | 2.82 | 2.77 |
|------|------|------|------|------|------|------|------|------|------|

GRADUATE

CLASS

|        |      |      |      |      |      |      |      |      |      |      |
|--------|------|------|------|------|------|------|------|------|------|------|
| Master | 3.66 | 3.63 | 3.64 | 3.60 | 3.56 | 3.62 | 3.60 | 3.58 | 3.59 | 3.66 |
| Doctor | 3.77 | 3.74 | 3.75 | 3.69 | 3.71 | 3.73 | 3.74 | 3.68 | 3.74 | 3.76 |

GENDER

|       |      |      |      |      |      |      |      |      |      |      |
|-------|------|------|------|------|------|------|------|------|------|------|
| Women | 3.74 | 3.69 | 3.69 | 3.65 | 3.64 | 3.65 | 3.66 | 3.62 | 3.64 | 3.70 |
| Men   | 3.64 | 3.61 | 3.62 | 3.59 | 3.54 | 3.63 | 3.58 | 3.57 | 3.58 | 3.64 |

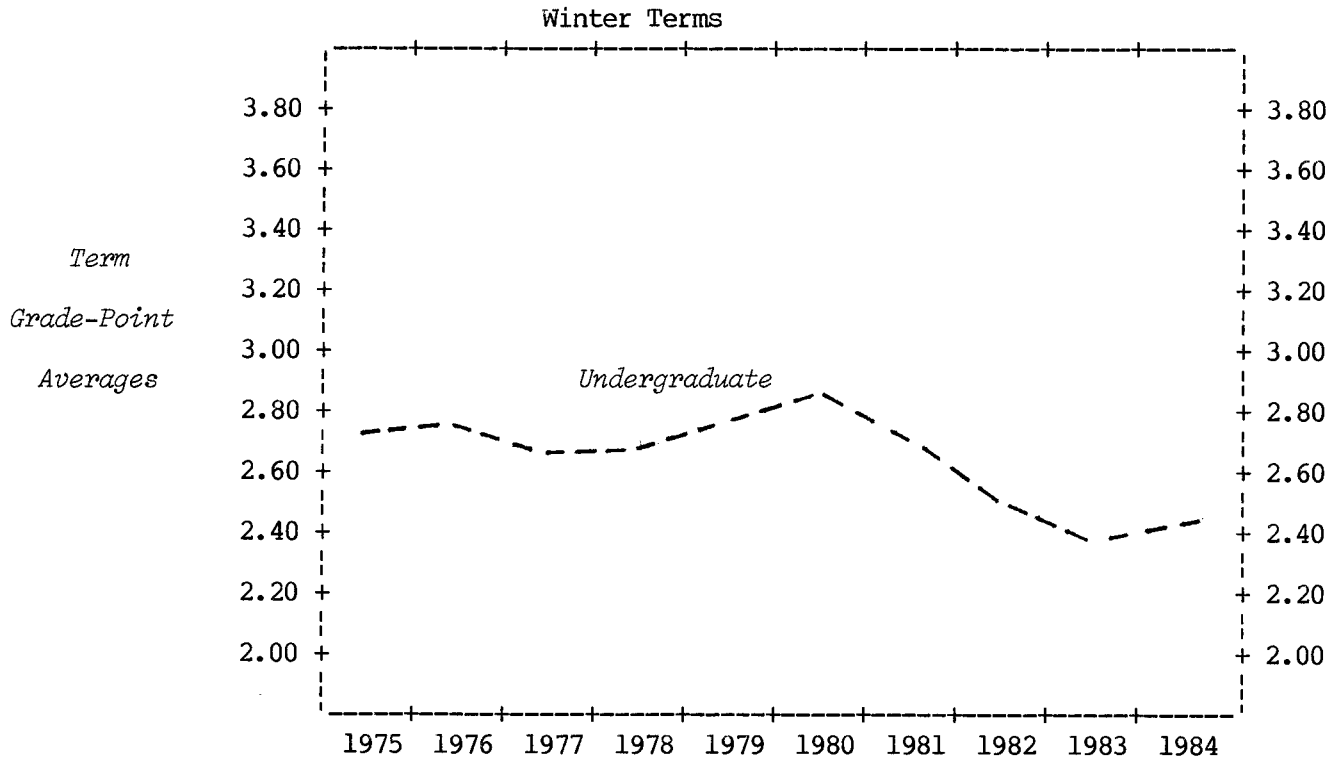
TOTAL GRADUATE

|      |      |      |      |      |      |      |      |      |      |
|------|------|------|------|------|------|------|------|------|------|
| 3.68 | 3.64 | 3.65 | 3.62 | 3.58 | 3.64 | 3.62 | 3.60 | 3.61 | 3.67 |
|------|------|------|------|------|------|------|------|------|------|



MICHIGAN STATE UNIVERSITY  
Office of the Registrar

Trendgraph of Term Grade-Point Averages  
URBAN AFFAIRS PROGRAMS  
East Lansing Campus

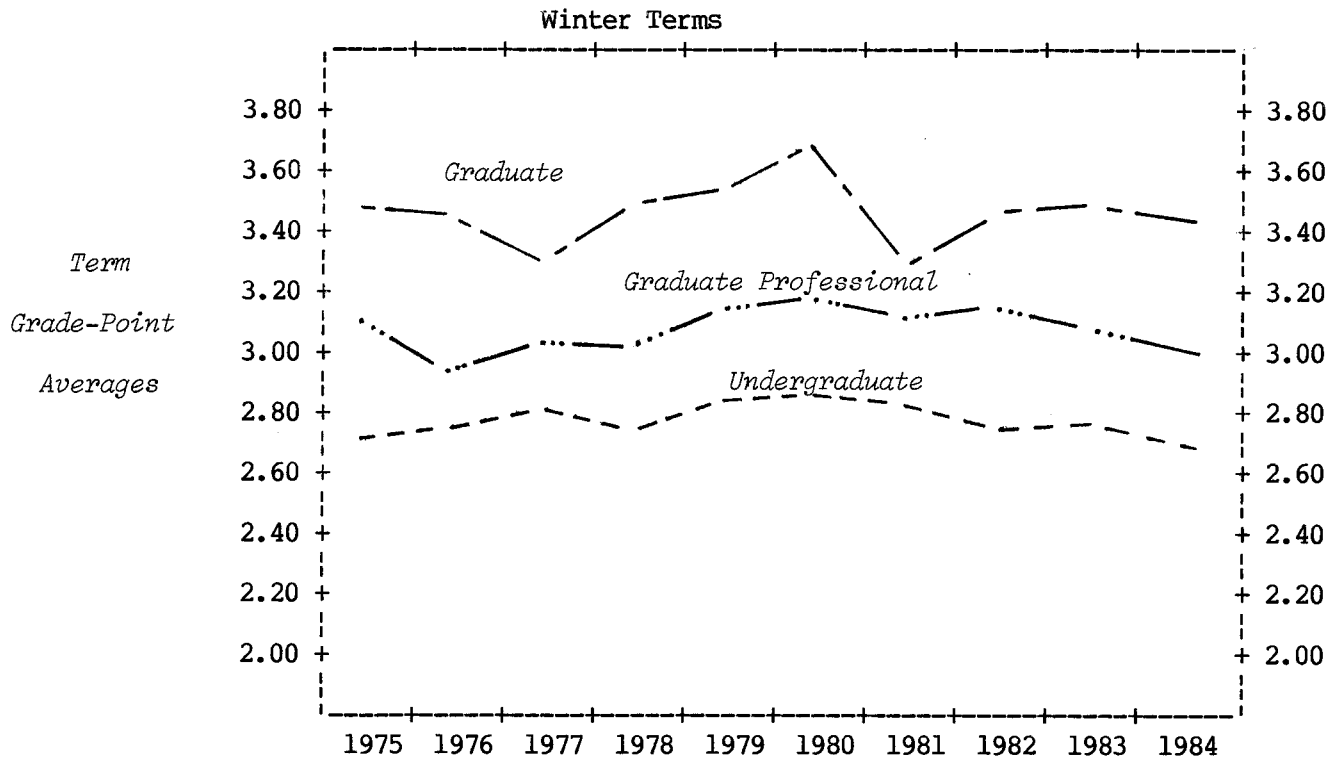


UNDERGRADUATE  
CLASS

|                            |      |      |      |      |      |      |      |      |      |      |
|----------------------------|------|------|------|------|------|------|------|------|------|------|
| Freshman                   | 3.07 | 2.69 | 2.61 | 2.68 | 1.03 | 2.60 | 2.38 |      |      |      |
| Sophomore                  | 2.62 | 2.59 | 2.84 | 2.63 | 2.77 | 3.05 | 2.90 | 2.87 |      |      |
| Junior                     | 2.68 | 2.72 | 2.45 | 2.88 | 2.83 | 2.71 | 2.71 | 2.31 | 2.38 |      |
| Senior                     | 2.77 | 2.81 | 2.78 | 2.48 | 2.78 | 3.02 | 2.70 | 2.57 | 2.39 | 3.42 |
| <u>GENDER</u>              |      |      |      |      |      |      |      |      |      |      |
| Women                      | 2.87 | 2.91 | 2.80 | 2.82 | 2.96 | 3.05 | 2.81 | 2.51 | 2.51 |      |
| Men                        | 2.53 | 2.52 | 2.45 | 2.44 | 2.43 | 2.51 | 2.55 | 2.47 | 2.26 | 3.42 |
| <u>TOTAL UNDERGRADUATE</u> | 2.72 | 2.74 | 2.66 | 2.68 | 2.78 | 2.85 | 2.71 | 2.50 | 2.39 | 3.42 |

MICHIGAN STATE UNIVERSITY  
Office of the Registrar

Trendgraph of Term Grade-Point Averages  
COLLEGE OF VETERINARY MEDICINE  
East Lansing Campus



UNDERGRADUATE

CLASS

|           |      |      |      |      |      |      |      |      |      |      |
|-----------|------|------|------|------|------|------|------|------|------|------|
| Freshman  | 2.62 | 2.64 | 2.71 | 2.64 | 2.75 | 2.73 | 2.74 | 2.71 | 2.71 | 2.57 |
| Sophomore | 2.85 | 2.92 | 2.95 | 2.94 | 2.94 | 2.98 | 2.88 | 2.78 | 2.85 | 2.79 |

GENDER

|       |      |      |      |      |      |      |      |      |      |      |
|-------|------|------|------|------|------|------|------|------|------|------|
| Women | 2.68 | 2.80 | 2.78 | 2.71 | 2.77 | 2.82 | 2.79 | 2.69 | 2.75 | 2.70 |
| Men   | 2.76 | 2.68 | 2.82 | 2.80 | 2.89 | 2.84 | 2.80 | 2.83 | 2.80 | 2.59 |

TOTAL UNDERGRADUATE

|      |      |      |      |      |      |      |      |      |      |      |
|------|------|------|------|------|------|------|------|------|------|------|
| 1975 | 2.71 | 2.74 | 2.80 | 2.75 | 2.82 | 2.83 | 2.80 | 2.74 | 2.77 | 2.66 |
|------|------|------|------|------|------|------|------|------|------|------|

GRADUATE

CLASS

|        |      |      |      |      |      |      |      |      |      |      |
|--------|------|------|------|------|------|------|------|------|------|------|
| Master | 3.38 | 3.43 | 3.15 | 3.37 | 3.51 | 3.68 | 3.24 | 3.49 | 3.45 | 3.50 |
| Doctor | 3.61 | 3.44 | 3.72 | 3.52 | 3.52 | 3.63 | 3.40 | 3.41 | 3.56 | 3.29 |

GENDER

|       |      |      |      |      |      |      |      |      |      |      |
|-------|------|------|------|------|------|------|------|------|------|------|
| Women |      |      |      |      |      |      | 3.63 | 3.72 | 3.65 | 3.24 |
| Men   | 3.47 | 3.44 | 3.31 | 3.36 | 3.42 | 3.64 | 3.19 | 3.37 | 3.40 | 3.53 |

TOTAL GRADUATE

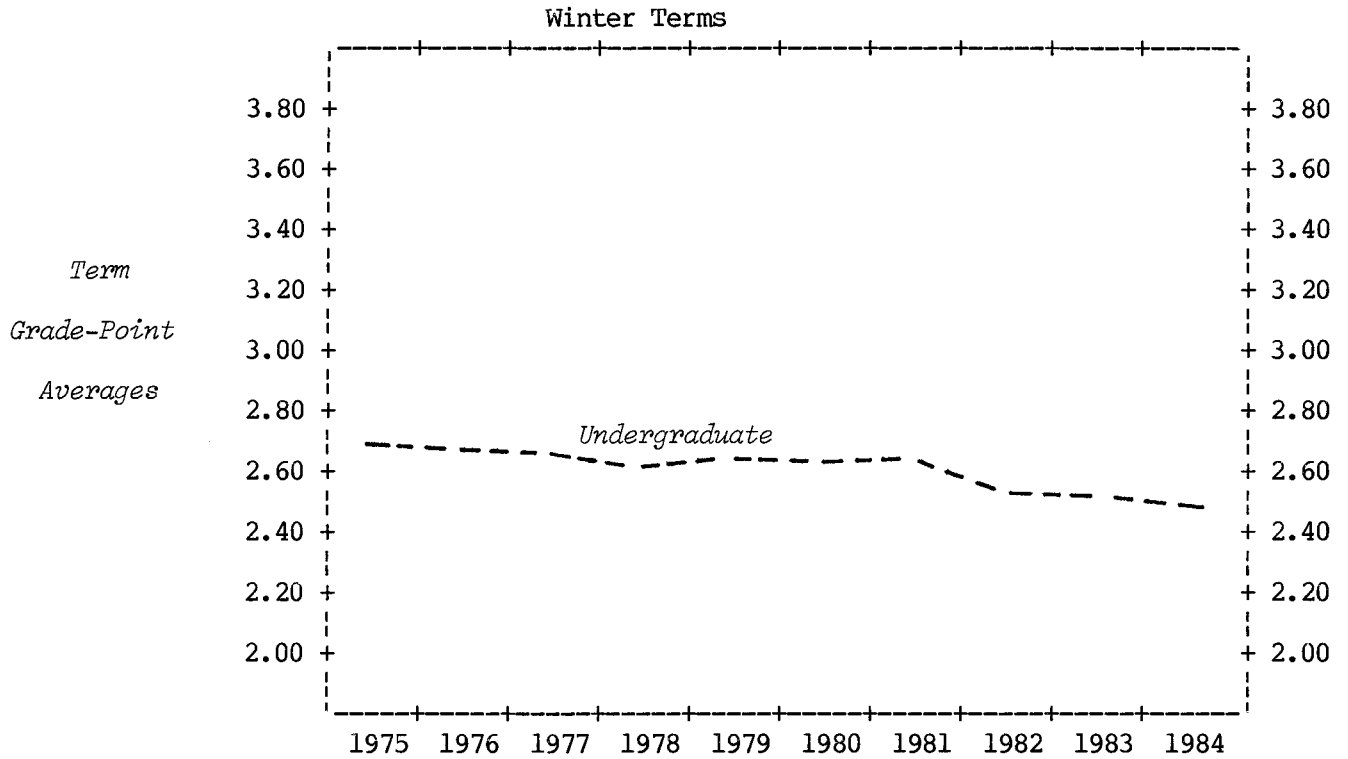
|      |      |      |      |      |      |      |      |      |      |      |
|------|------|------|------|------|------|------|------|------|------|------|
| 1975 | 3.47 | 3.43 | 3.31 | 3.41 | 3.52 | 3.67 | 3.28 | 3.46 | 3.49 | 3.42 |
|------|------|------|------|------|------|------|------|------|------|------|

TOTAL GRADUATE

|              |      |      |      |      |      |      |      |      |      |      |
|--------------|------|------|------|------|------|------|------|------|------|------|
| PROFESSIONAL | 3.12 | 2.94 | 3.02 | 3.01 | 3.16 | 3.18 | 3.11 | 3.13 | 3.07 | 3.00 |
|--------------|------|------|------|------|------|------|------|------|------|------|

MICHIGAN STATE UNIVERSITY  
Office of the Registrar

Trendgraph of Term Grade-Point Averages  
UNDERGRADUATE UNIVERSITY DIVISION - NO PREFERENCE  
East Lansing Campus



UNDERGRADUATE

CLASS

Freshman 2.71 2.71 2.67 2.61 2.67 2.63 2.62 2.55 2.53 2.54

Sophomore 2.69 2.64 2.68 2.62 2.60 2.61 2.59 2.59 2.54 2.49

GENDER

Women 2.74 2.76 2.73 2.67 2.69 2.70 2.66 2.60 2.58 2.54

Men 2.66 2.60 2.60 2.54 2.58 2.51 2.54 2.51 2.46 2.50

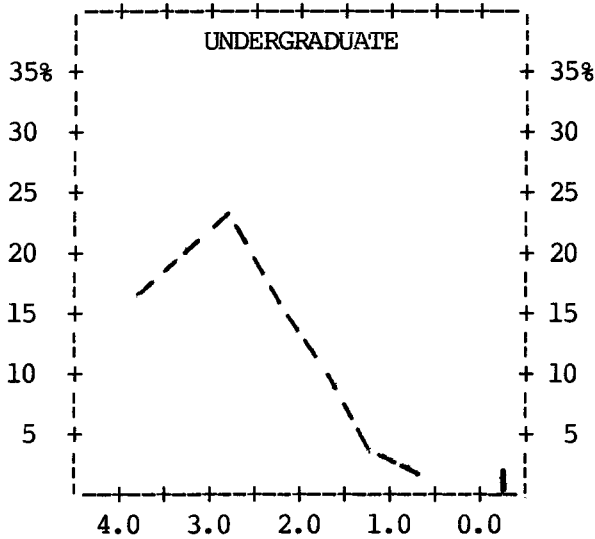
TOTAL UNDERGRADUATE

2.70 2.69 2.67 2.61 2.64 2.62 2.61 2.56 2.54 2.52

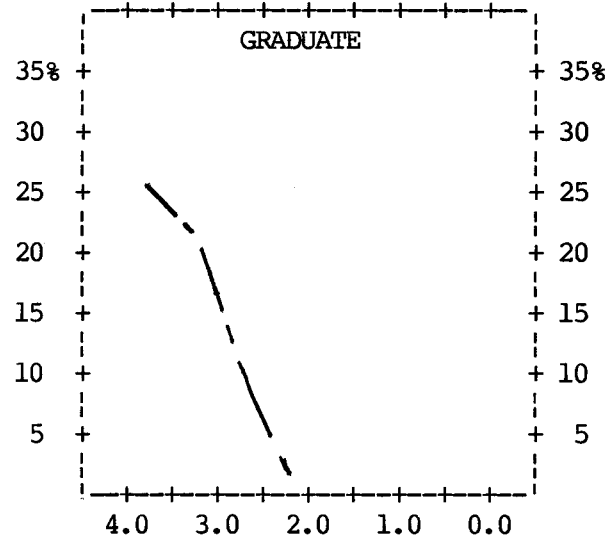
MICHIGAN STATE UNIVERSITY  
Office of the Registrar

Distribution of Course Grades  
COLLEGE OF AGRICULTURE AND NATURAL RESOURCES  
East Lansing Campus

Winter 1984



Percent  
of  
Total  
Grades  
Earned



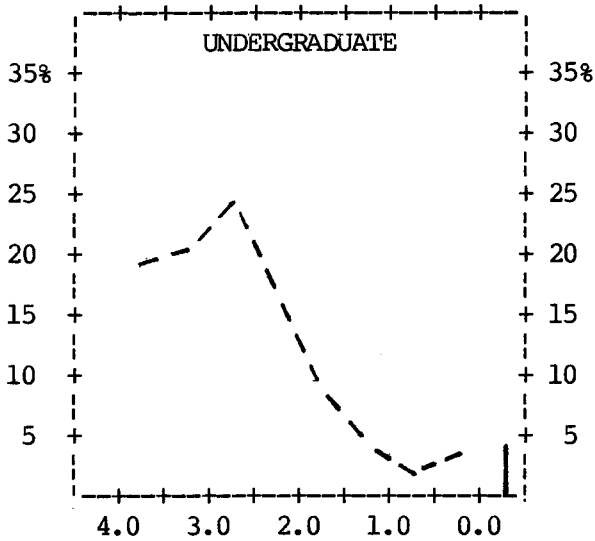
|                                    | Total Grades | Percent Distribution of Numerical Grades |     |      |     |     |     |     |     | Percent Letter Grades <sup>1</sup> |
|------------------------------------|--------------|--|-----|------|-----|-----|-----|-----|-----|------------------------------------|
|                                    |              | 4.0                                      | 3.5 | 3.0  | 2.5 | 2.0 | 1.5 | 1.0 | 0.0 |                                    |
| <u>UNDERGRADUATES</u> <sup>2</sup> |              |  |     |      |     |     |     |     |     |                                    |
| Number of Grades                   | 4527         | 759                                      | 913 | 1059 | 743 | 468 | 155 | 90  | 96  | 244                                |
| Percent of Total                   |              |  |     |      |     |     |     |     |     |                                    |
| - College                          | 100          | 17                                       | 20  | 23   | 16  | 10  | 3   | 2   | 2   | 7                                  |
| - Campus                           | 100          | 17                                       | 17  | 21   | 17  | 12  | 5   | 3   | 4   | 4                                  |
| <u>GRADUATES</u>                   |              |  |     |      |     |     |     |     |     |                                    |
| Number of Grades                   | 1077         | 269                                      | 228 | 107  | 22  | 2   | 2   | 3   | 2   | 442                                |
| Percent of Total                   |              |  |     |      |     |     |     |     |     |                                    |
| - College                          | 100          | 25                                       | 21  | 10   | 2   |     |     |     |     | 42                                 |
| - Campus                           | 100          | 25                                       | 18  | 12   | 4   | 1   |     |     |     | 40                                 |

Notes: 1) The following grades and symbols are included: CR-NC, P-N, I, DF, and V.  
2) Totals do not include grades earned by students enrolled in the Institute of Agricultural Technology.

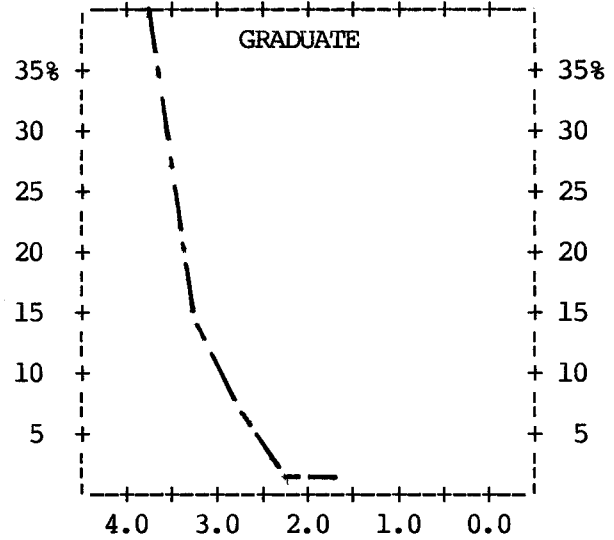
MICHIGAN STATE UNIVERSITY  
Office of the Registrar

Distribution of Course Grades  
COLLEGE OF ARTS AND LETTERS  
East Lansing Campus

Winter 1984



Percent  
of  
Total  
Grades  
Earned



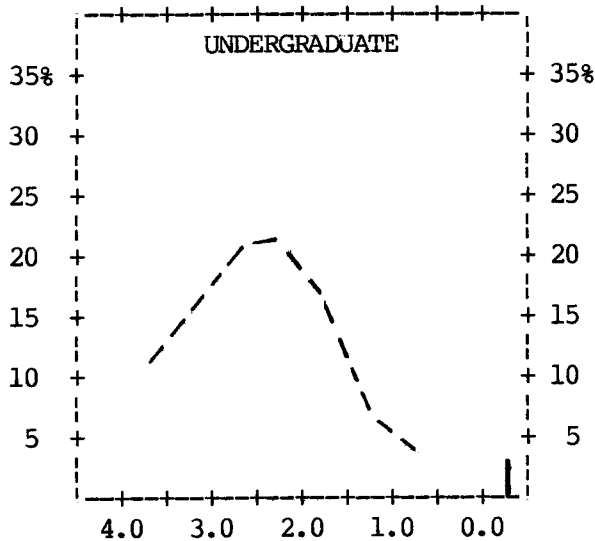
|                       | Total<br>Grades | Percent Distribution of Numerical Grades |      |      |      |      |     |     |     | Percent<br>Letter<br>Grades <sup>1</sup> |
|-----------------------|-----------------|--|------|------|------|------|-----|-----|-----|--|
|                       |                 | 4.0                                      | 3.5  | 3.0  | 2.5  | 2.0  | 1.5 | 1.0 | 0.0 |  |
| <b>UNDERGRADUATES</b> |                 |  |      |      |      |      |     |     |     |  |
| Number of Grades      | 25061           | 4638                                     | 4896 | 6072 | 4063 | 2284 | 883 | 507 | 646 | 1072                                     |
| Percent of Total      |                 |  |      |      |      |      |     |     |     |  |
| - College             | 100             | 19                                       | 20   | 24   | 16   | 9    | 4   | 2   | 3   | 3  |
| - Campus              | 100             | 17                                       | 17   | 21   | 17   | 12   | 5   | 3   | 4   | 4  |
| <b>GRADUATES</b>      |                 |  |      |      |      |      |     |     |     |  |
| Number of Grades      | 1639            | 663                                      | 254  | 108  | 16   | 10   |     |     | 6   | 582                                      |
| Percent of Total      |                 |  |      |      |      |      |     |     |     |  |
| - College             | 100             | 40                                       | 15   | 7    | 1    | 1    |     |     |     | 36                                       |
| - Campus              | 100             | 25                                       | 18   | 12   | 4    | 1    |     |     |     | 40                                       |

Notes: 1) the following grades and symbols are included: CR-NC, P-N, I, DF, and V.

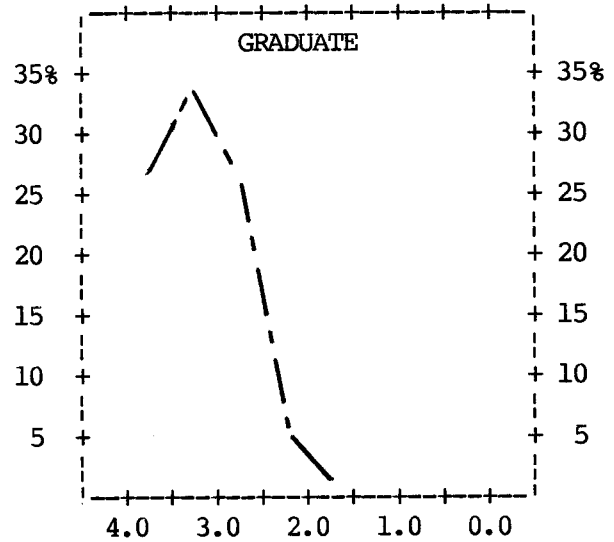
MICHIGAN STATE UNIVERSITY  
Office of the Registrar

Distribution of Course Grades  
COLLEGE OF BUSINESS  
East Lansing Campus

Winter 1984



Percent  
of  
Total  
Grades  
Earned



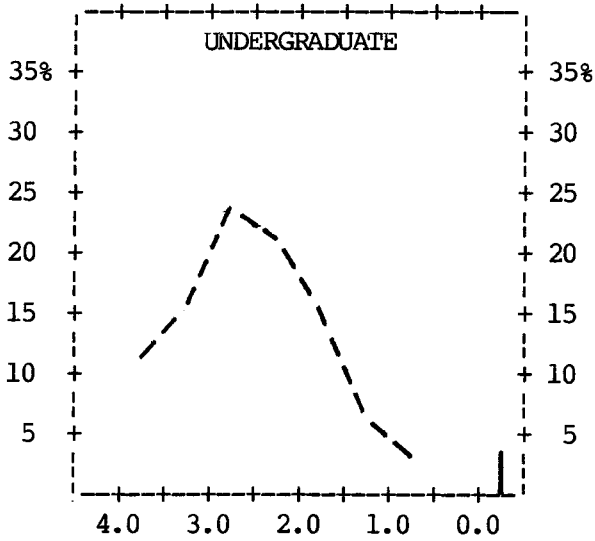
|                       | Total<br>Grades | Percent Distribution of Numerical Grades |      |      |      |      |      |     |     | Percent<br>Letter<br>Grades <sup>1</sup> |
|-----------------------|-----------------|--|------|------|------|------|------|-----|-----|--|
|                       |                 | 4.0                                      | 3.5  | 3.0  | 2.5  | 2.0  | 1.5  | 1.0 | 0.0 |  |
| <u>UNDERGRADUATES</u> |                 |  |      |      |      |      |      |     |     |  |
| Number of Grades      | 14941           | 1653                                     | 2253 | 3058 | 3089 | 2417 | 1091 | 652 | 488 | 240                                      |
| Percent of Total      |                 |  |      |      |      |      |      |     |     |  |
| - College             | 101             | 11                                       | 15   | 20   | 21   | 16   | 7    | 4   | 3   | 3  |
| - Campus              | 100             | 17                                       | 17   | 21   | 17   | 12   | 5    | 3   | 4   | 4  |
| <u>GRADUATES</u>      |                 |  |      |      |      |      |      |     |     |  |
| Number of Grades      | 1770            | 470                                      | 601  | 457  | 80   | 13   | 3    | 1   | 3   | 142                                      |
| Percent of Total      |                 |  |      |      |      |      |      |     |     |  |
| - College             | 100             | 27                                       | 34   | 26   | 5    | 1    |      |     |     | 7  |
| - Campus              | 100             | 25                                       | 18   | 12   | 4    | 1    |      |     |     | 40                                       |

Notes: 1) the following grades and symbols are included: CR-NC, P-N, I, DF, and V.

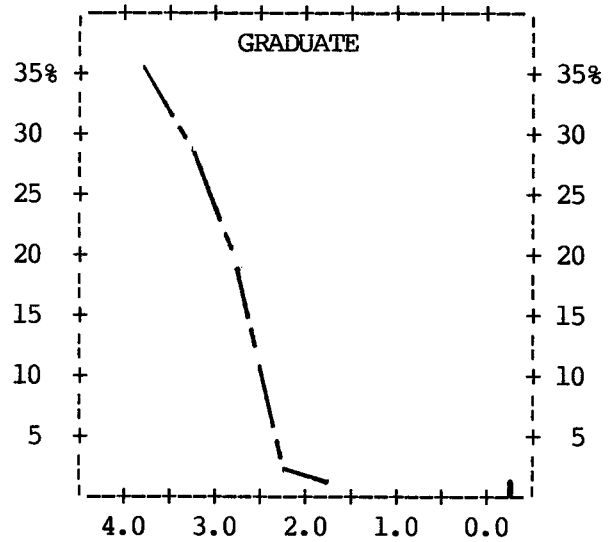
MICHIGAN STATE UNIVERSITY  
Office of the Registrar

Distribution of Course Grades  
COLLEGE OF COMMUNICATION ARTS AND SCIENCES  
East Lansing Campus

Winter 1984



Percent  
of  
Total  
Grades  
Earned



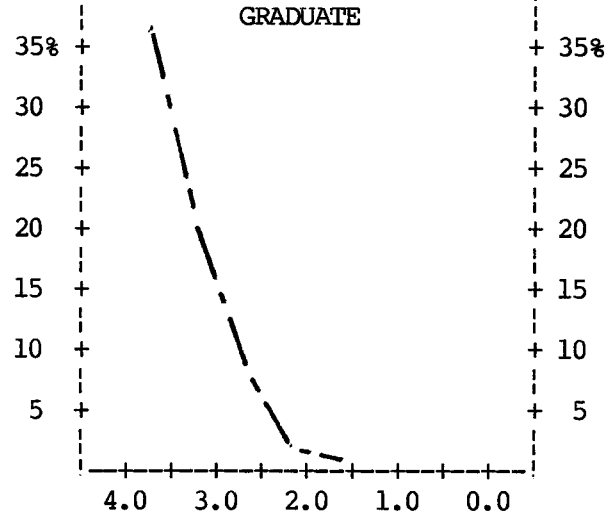
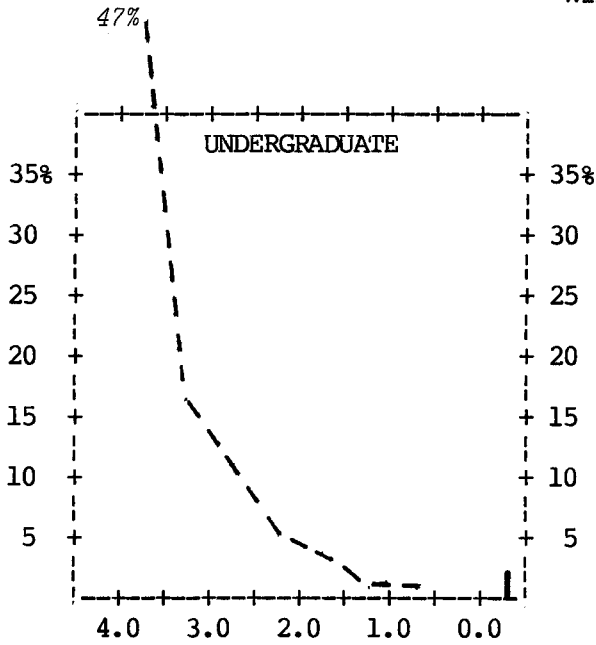
|                       | Total<br>Grades | Percent Distribution of Numerical Grades |      |      |      |      |     |     |     | Percent<br>Letter<br>Grades <sup>1</sup> |
|-----------------------|-----------------|--|------|------|------|------|-----|-----|-----|--|
|                       |                 | 4.0                                      | 3.5  | 3.0  | 2.5  | 2.0  | 1.5 | 1.0 | 0.0 |  |
| <u>UNDERGRADUATES</u> |                 |  |      |      |      |      |     |     |     |  |
| Number of Grades      | 7155            | 784                                      | 1058 | 1625 | 1536 | 1091 | 432 | 242 | 184 | 203                                      |
| Percent of Total      |                 |  |      |      |      |      |     |     |     |  |
| - College             | 100             | 11                                       | 15   | 23   | 21   | 15   | 6   | 3   | 3   | 3  |
| - Campus              | 100             | 17                                       | 17   | 21   | 17   | 12   | 5   | 3   | 4   | 4  |
| <u>GRADUATES</u>      |                 |  |      |      |      |      |     |     |     |  |
| Number of Grades      | 735             | 254                                      | 205  | 136  | 17   | 4    |     | 1   | 4   | 114                                      |
| Percent of Total      |                 |  |      |      |      |      |     |     |     |  |
| - College             | 100             | 35                                       | 28   | 19   | 2    | 1    |     |     | 1   | 14                                       |
| - Campus              | 100             | 25                                       | 18   | 12   | 4    | 1    |     |     |     | 40                                       |

Notes: 1) the following grades and symbols are included: CR-NC, P-N, I, DF, and V.

MICHIGAN STATE UNIVERSITY  
Office of the Registrar

Distribution of Course Grades  
COLLEGE OF EDUCATION  
East Lansing Campus

Winter 1984



|                       | Total Grades | Percent Distribution of Numerical Grades |      |     |     |     |     |     |     | Percent Letter Grades |
|-----------------------|--------------|--|------|-----|-----|-----|-----|-----|-----|-----------------------|
|                       |              | 4.0                                      | 3.5  | 3.0 | 2.5 | 2.0 | 1.5 | 1.0 | 0.0 |                       |
| <u>UNDERGRADUATES</u> |              |  |      |     |     |     |     |     |     |                       |
| Number of Grades      | 6748         | 3201                                     | 1109 | 766 | 349 | 188 | 50  | 47  | 114 | 924                   |
| Percent of Total      |              |  |      |     |     |     |     |     |     |                       |
| - College             | 100          | 47                                       | 16   | 11  | 5   | 3   | 1   | 1   | 2   | 14                    |
| - Campus              | 100          | 17                                       | 17   | 21  | 17  | 12  | 5   | 3   | 4   | 4                     |
| <u>GRADUATES</u>      |              |  |      |     |     |     |     |     |     |                       |
| Number of Grades      | 2431         | 865                                      | 473  | 230 | 38  | 17  | 3   | 3   | 5   | 797                   |
| Percent of Total      |              |  |      |     |     |     |     |     |     |                       |
| - College             | 100          | 36                                       | 19   | 9   | 2   | 1   |     |     |     | 33                    |
| - Campus              | 100          | 25                                       | 18   | 12  | 4   | 1   |     |     |     | 40                    |

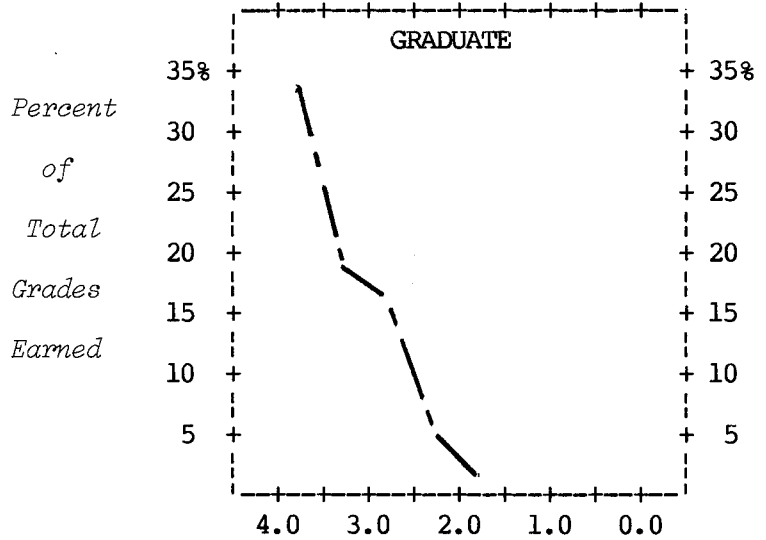
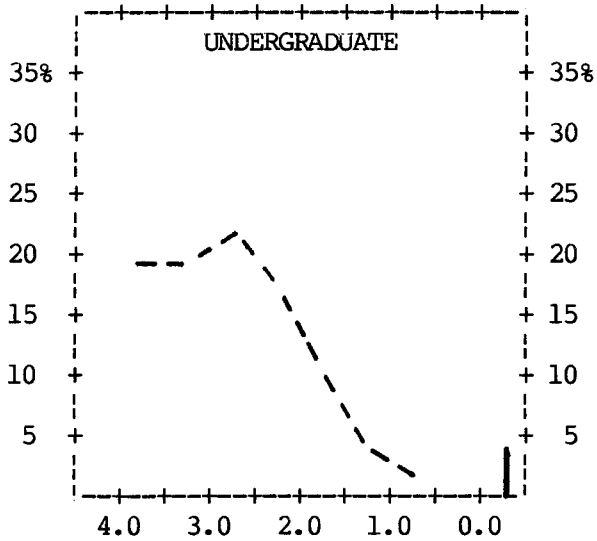
Notes: 1) the following grades and symbols are included: CR-NC, P-N, I, DF, and V.



MICHIGAN STATE UNIVERSITY  
Office of the Registrar

Distribution of Course Grades  
COLLEGE OF ENGINEERING  
East Lansing Campus

Winter 1984



Percent  
of  
Total  
Grades  
Earned

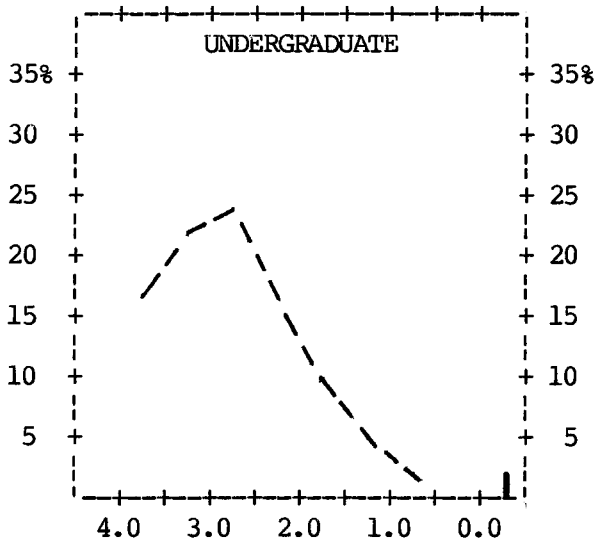
|                       | Total<br>Grades | Percent Distribution of Numerical Grades |      |      |      |     |     |     |     | Percent<br>Letter<br>Grades <sup>1</sup> |
|-----------------------|-----------------|--|------|------|------|-----|-----|-----|-----|--|
|                       |                 | 4.0                                      | 3.5  | 3.0  | 2.5  | 2.0 | 1.5 | 1.0 | 0.0 |  |
| <u>UNDERGRADUATES</u> |                 |  |      |      |      |     |     |     |     |  |
| Number of Grades      | 8043            | 1550                                     | 1550 | 1699 | 1402 | 803 | 233 | 130 | 306 | 370                                      |
| Percent of Total      |                 |  |      |      |      |     |     |     |     |  |
| - College             | 100             | 19                                       | 19   | 21   | 17   | 10  | 3   | 2   | 4   | 5  |
| - Campus              | 100             | 17                                       | 17   | 21   | 17   | 12  | 5   | 3   | 4   | 4  |
| <u>GRADUATES</u>      |                 |  |      |      |      |     |     |     |     |  |
| Number of Grades      | 962             | 314                                      | 180  | 151  | 44   | 19  |     | 1   | 8   | 245                                      |
| Percent of Total      |                 |  |      |      |      |     |     |     |     |  |
| - College             | 100             | 33                                       | 19   | 16   | 5    | 2   |     |     | 1   | 24                                       |
| - Campus              | 100             | 25                                       | 18   | 12   | 4    | 1   |     |     |     | 40                                       |

Notes: 1) the following grades and symbols are included: CR-NC, P-N, I, DF, and V.

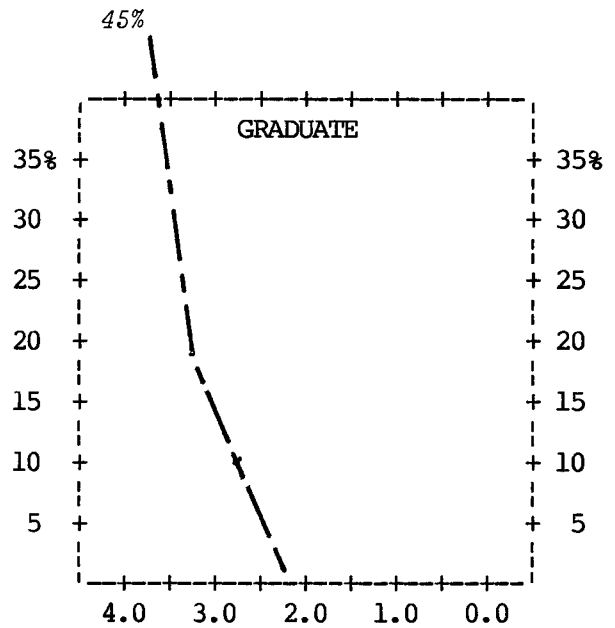
MICHIGAN STATE UNIVERSITY  
Office of the Registrar

Distribution of Course Grades  
COLLEGE OF HUMAN ECOLOGY  
East Lansing Campus

Winter 1984



Percent  
of  
Total  
Grades  
Earned



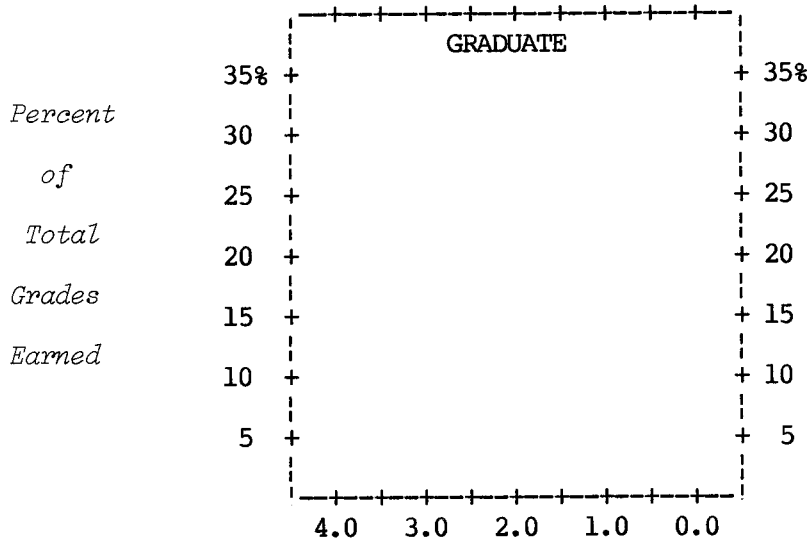
|                       | Total<br>Grades | Percent Distribution of Numerical Grades |     |      |     |     |     |     |     | Percent<br>Letter<br>Grades <sup>1</sup> |
|-----------------------|-----------------|--|-----|------|-----|-----|-----|-----|-----|--|
|                       |                 | 4.0                                      | 3.5 | 3.0  | 2.5 | 2.0 | 1.5 | 1.0 | 0.0 |  |
| <u>UNDERGRADUATES</u> |                 |  |     |      |     |     |     |     |     |  |
| Number of Grades      | 4476            | 740                                      | 965 | 1060 | 767 | 439 | 207 | 107 | 81  | 110                                      |
| Percent of Total      |                 |  |     |      |     |     |     |     |     |  |
| - College             | 100             | 17                                       | 22  | 24   | 17  | 10  | 5   | 2   | 2   | 1  |
| - Campus              | 100             | 17                                       | 17  | 21   | 17  | 12  | 5   | 3   | 4   | 4  |
| <u>GRADUATES</u>      |                 |  |     |      |     |     |     |     |     |  |
| Number of Grades      | 309             | 140                                      | 59  | 30   | 3   |     |     |     | 1   | 76                                       |
| Percent of Total      |                 |  |     |      |     |     |     |     |     |  |
| - College             | 100             | 45                                       | 19  | 10   | 1   |     |     |     |     | 25                                       |
| - Campus              | 100             | 25                                       | 18  | 12   | 4   | 1   |     |     |     | 40                                       |

Notes: 1) the following grades and symbols are included: CR-NC, P-N, I, DF, and V.

MICHIGAN STATE UNIVERSITY  
Office of the Registrar

Distribution of Course Grades  
COLLEGE OF HUMAN MEDICINE  
East Lansing Campus

Winter 1984



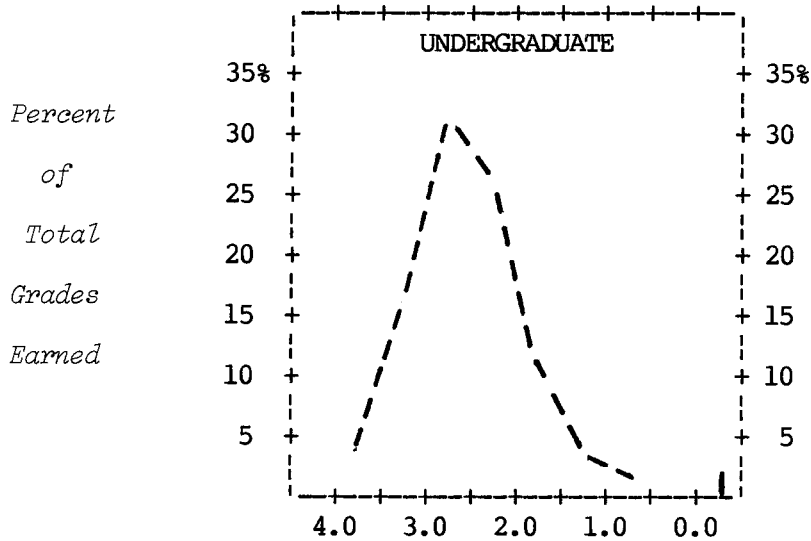
|                       | Total Grades | Percent Distribution of Numerical Grades |     |     |     |     |     |     | Percent Letter Grades <sup>1</sup> |      |
|-----------------------|--------------|--|-----|-----|-----|-----|-----|-----|------------------------------------|------|
|                       |              | 4.0                                      | 3.5 | 3.0 | 2.5 | 2.0 | 1.5 | 1.0 |                                    | 0.0  |
| <b>UNDERGRADUATES</b> |              |  |     |     |     |     |     |     |                                    |      |
| Number of Grades      | 6            | 4  | 1   |     |     |     |     |     |                                    | 1    |
| Percent of Total      |              |  |     |     |     |     |     |     |                                    |      |
| - College             | 100          |  |     |     |     |     |     |     |                                    |      |
| - Campus              | 100          | 17                                       | 17  | 21  | 17  | 12  | 5   | 3   | 4                                  | 4    |
| <b>GRADUATES</b>      |              |  |     |     |     |     |     |     |                                    |      |
| Number of Grades      | 1354         | 7  | 3   | 3   |     |     |     |     |                                    | 1341 |
| Percent of Total      |              |  |     |     |     |     |     |     |                                    |      |
| - College             | 100          | 1  |     |     |     |     |     |     |                                    | 99   |
| - Campus              | 100          | 25                                       | 18  | 12  | 4   | 1   |     |     |                                    | 40   |

Notes: 1) the following grades and symbols are included: CR-NC, P-N, I, DF, and V.

MICHIGAN STATE UNIVERSITY  
Office of the Registrar

Distribution of Course Grades  
JAMES MADISON COLLEGE  
East Lansing Campus

Winter 1984



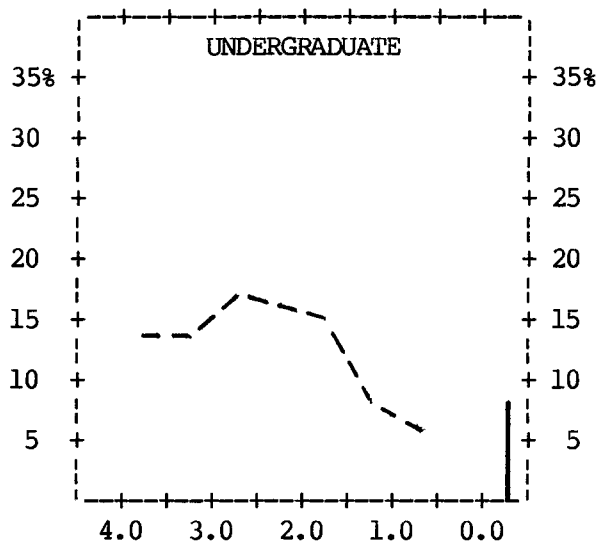
|                       | Total Grades | Percent Distribution of Numerical Grades |     |     |     |     |     |     |     | Percent Letter Grades <sup>1</sup> |
|-----------------------|--------------|--|-----|-----|-----|-----|-----|-----|-----|------------------------------------|
|                       |              | 4.0                                      | 3.5 | 3.0 | 2.5 | 2.0 | 1.5 | 1.0 | 0.0 |                                    |
| <u>UNDERGRADUATES</u> |              |  |     |     |     |     |     |     |     |                                    |
| Number of Grades      | 1255         | 53                                       | 199 | 383 | 322 | 152 | 47  | 19  | 25  | 55                                 |
| Percent of Total      |              |  |     |     |     |     |     |     |     |                                    |
| - College             | 100          | 4  | 16  | 31  | 26  | 12  | 4   | 2   | 2   | 3                                  |
| - Campus              | 100          | 17                                       | 17  | 21  | 17  | 12  | 5   | 3   | 4   | 4                                  |

Notes: 1) the following grades and symbols are included: CR-NC, P-N, I, DF, and V.

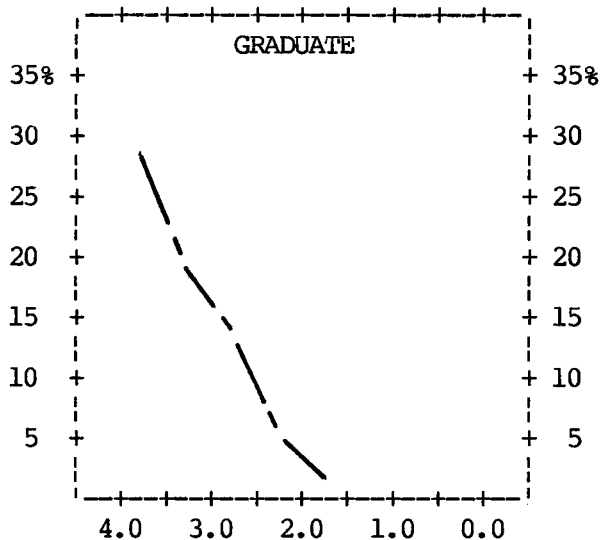
MICHIGAN STATE UNIVERSITY  
Office of the Registrar

Distribution of Course Grades  
COLLEGE OF NATURAL SCIENCE  
East Lansing Campus

Winter 1984



Percent  
of  
Total  
Grades  
Earned



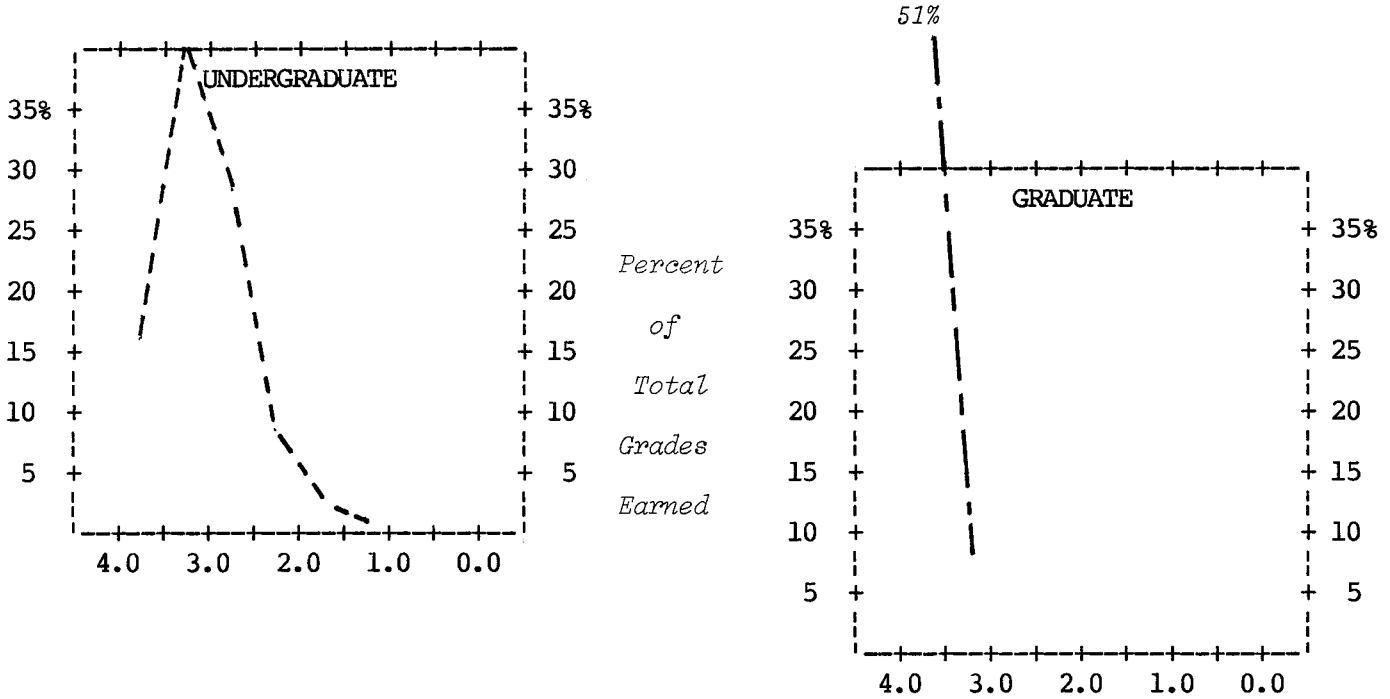
|                       | Total<br>Grades | Percent Distribution of Numerical Grades |      |      |      |      |      |      |      | Percent<br>Letter<br>Grades <sup>1</sup> |
|-----------------------|-----------------|--|------|------|------|------|------|------|------|--|
|                       |                 | 4.0                                      | 3.5  | 3.0  | 2.5  | 2.0  | 1.5  | 1.0  | 0.0  |  |
| <u>UNDERGRADUATES</u> |                 |  |      |      |      |      |      |      |      |  |
| Number of Grades      | 25521           | 3496                                     | 3673 | 4236 | 4155 | 3765 | 2110 | 1548 | 2079 | 459                                      |
| Percent of Total      |                 |  |      |      |      |      |      |      |      |  |
| - College             | 100             | 14                                       | 14   | 17   | 16   | 15   | 8    | 6    | 8    | 2  |
| - Campus              | 100             | 17                                       | 17   | 21   | 17   | 12   | 5    | 3    | 4    | 4  |
| <u>GRADUATES</u>      |                 |  |      |      |      |      |      |      |      |  |
| Number of Grades      | 2196            | 625                                      | 387  | 311  | 113  | 52   | 9    | 2    | 13   | 684                                      |
| Percent of Total      |                 |  |      |      |      |      |      |      |      |  |
| - College             | 100             | 28                                       | 18   | 14   | 5    | 2    |      |      | 1    | 32                                       |
| - Campus              | 100             | 25                                       | 18   | 12   | 4    | 1    |      |      |      | 40                                       |

Notes: 1) the following grades and symbols are included: CR-NC, P-N, I, DF, and V.

MICHIGAN STATE UNIVERSITY  
Office of the Registrar

Distribution of Course Grades  
COLLEGE OF NURSING  
East Lansing Campus

Winter 1984



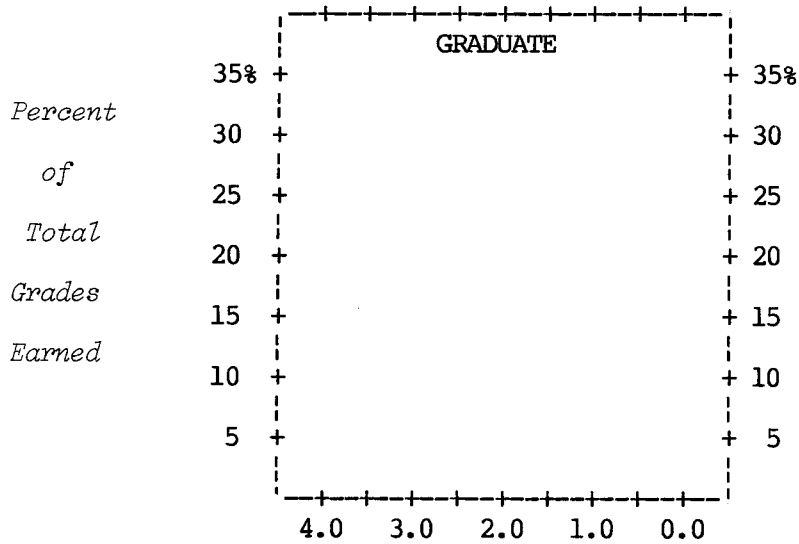
|                       | Total Grades | Percent Distribution of Numerical Grades |     |     |     |     |     |     | Percent Letter Grades <sup>1</sup> |     |
|-----------------------|--------------|--|-----|-----|-----|-----|-----|-----|------------------------------------|-----|
|                       |              | 4.0                                      | 3.5 | 3.0 | 2.5 | 2.0 | 1.5 | 1.0 |                                    | 0.0 |
| <u>UNDERGRADUATES</u> |              |  |     |     |     |     |     |     |                                    |     |
| Number of Grades      | 280          | 47                                       | 113 | 77  | 26  | 7   | 2   |     | 2                                  | 6   |
| Percent of Total      |              |  |     |     |     |     |     |     |                                    |     |
| - College             | 100          | 17                                       | 40  | 28  | 9   | 3   | 1   |     | 1                                  | 1   |
| - Campus              | 100          | 17                                       | 17  | 21  | 17  | 12  | 5   | 3   | 4                                  | 4   |
| <u>GRADUATES</u>      |              |  |     |     |     |     |     |     |                                    |     |
| Number of Grades      | 75           | 38                                       | 7   |     |     |     |     |     | 1                                  | 29  |
| Percent of Total      |              |  |     |     |     |     |     |     |                                    |     |
| - College             | 100          | 51                                       | 9   |     |     |     |     |     | 1                                  | 39  |
| - Campus              | 100          | 25                                       | 18  | 12  | 4   | 1   |     |     |                                    | 40  |

Notes: 1) the following grades and symbols are included: CR-NC, P-N, I, DF, and V.

MICHIGAN STATE UNIVERSITY  
Office of the Registrar

Distribution of Course Grades  
COLLEGE OF OSTEOPATHIC MEDICINE  
East Lansing Campus

Winter 1984



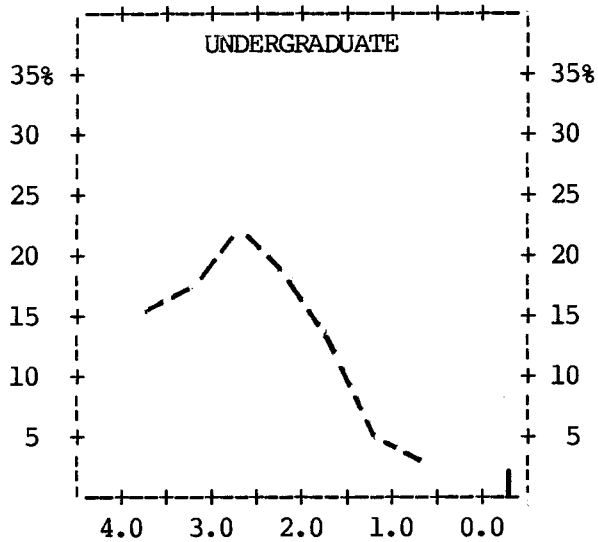
|                       | Total Grades | Percent Distribution of Numerical Grades |     |     |     |     |     |     |     | Percent Letter <sub>1</sub> Grades |
|-----------------------|--------------|--|-----|-----|-----|-----|-----|-----|-----|------------------------------------|
|                       |              | 4.0                                      | 3.5 | 3.0 | 2.5 | 2.0 | 1.5 | 1.0 | 0.0 |                                    |
| <u>UNDERGRADUATES</u> |              |  |     |     |     |     |     |     |     |                                    |
| Number of Grades      | 1            |  |     |     |     |     |     |     |     | 1                                  |
| Percent of Total      |              |  |     |     |     |     |     |     |     |                                    |
| - College             | 100          |  |     |     |     |     |     |     |     |                                    |
| - Campus              | 100          | 17                                       | 17  | 21  | 17  | 12  | 5   | 3   | 4   | 4                                  |
| <u>GRADUATES</u>      |              |  |     |     |     |     |     |     |     |                                    |
| Number of Grades      | 1275         | 7  |     |     |     |     |     |     | 2   | 1266                               |
| Percent of Total      |              |  |     |     |     |     |     |     |     |                                    |
| - College             | 100          | 1  |     |     |     |     |     |     |     | 99                                 |
| - Campus              | 100          | 25                                       | 18  | 12  | 4   | 1   |     |     |     | 40                                 |

Note: 1) The following grades and symbols are included: CR-NC, P-N, I, DF, and V.

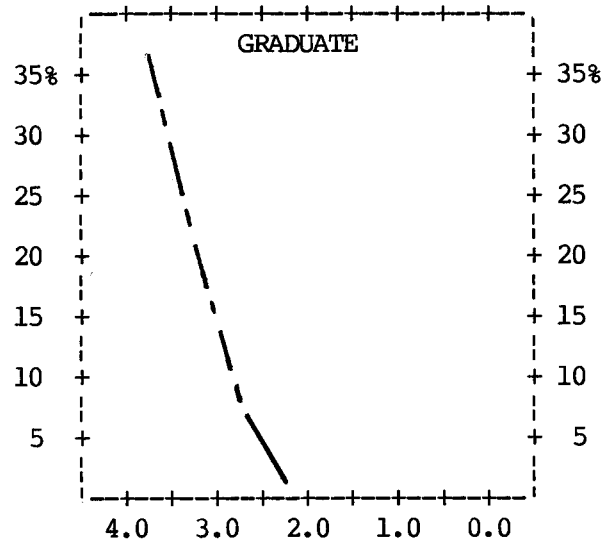
MICHIGAN STATE UNIVERSITY  
Office of the Registrar

Distribution of Course Grades  
COLLEGE OF SOCIAL SCIENCE  
East Lansing Campus

Winter 1984



Percent  
of  
Total  
Grades  
Earned



|                       | Total<br>Grades | Percent Distribution of Numerical Grades |      |      |      |      |     |     |     | Percent<br>Letter<br>Grades <sup>1</sup> |
|-----------------------|-----------------|--|------|------|------|------|-----|-----|-----|--|
|                       |                 | 4.0                                      | 3.5  | 3.0  | 2.5  | 2.0  | 1.5 | 1.0 | 0.0 |  |
| <u>UNDERGRADUATES</u> |                 |  |      |      |      |      |     |     |     |  |
| Number of Grades      | 17365           | 2564                                     | 2948 | 3740 | 3246 | 2239 | 917 | 546 | 429 | 736                                      |
| Percent of Total      |                 |  |      |      |      |      |     |     |     |  |
| - College             | 100             | 15                                       | 17   | 22   | 19   | 13   | 5   | 3   | 2   | 4  |
| - Campus              | 100             | 17                                       | 17   | 21   | 17   | 12   | 5   | 3   | 4   | 4  |
| <u>GRADUATES</u>      |                 |  |      |      |      |      |     |     |     |  |
| Number of Grades      | 1956            | 729                                      | 425  | 162  | 22   | 8    | 2   | 4   | 7   | 597                                      |
| Percent of Total      |                 |  |      |      |      |      |     |     |     |  |
| - College             | 100             | 37                                       | 22   | 8    | 1    |      |     |     |     | 32                                       |
| - Campus              | 100             | 25                                       | 18   | 12   | 4    | 1    |     |     |     | 40                                       |

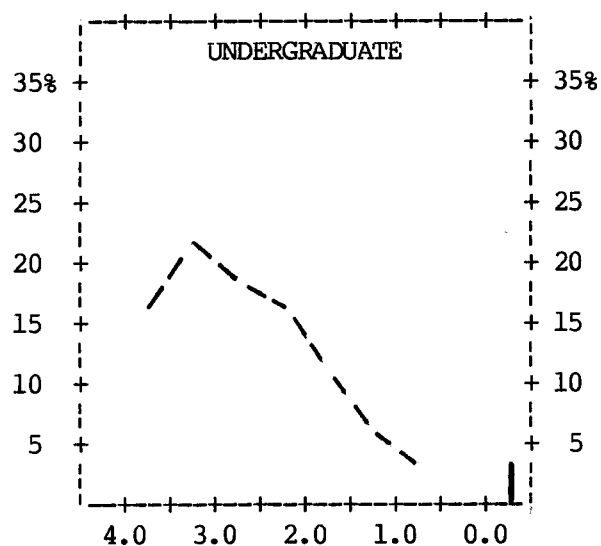
Note: 1) The following grades and symbols are included: CR-NC, P-N, I, DF, and V.



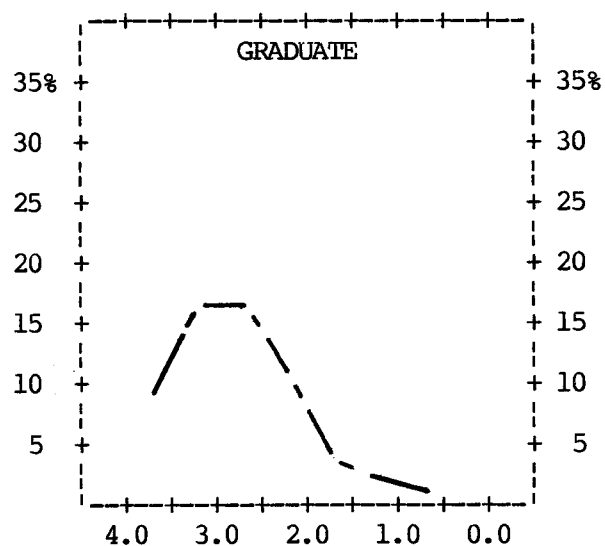
MICHIGAN STATE UNIVERSITY  
Office of the Registrar

Distribution of Course Grades  
COLLEGE OF VETERINARY MEDICINE  
East Lansing Campus

Winter 1984



Percent  
of  
Total  
Grades  
Earned



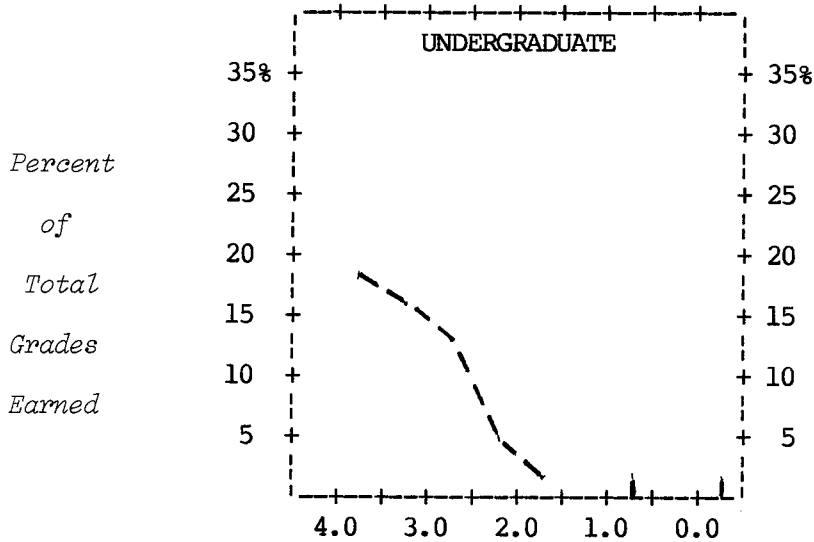
|                       | Total<br>Grades | Percent Distribution of Numerical Grades |     |     |     |     |     |     |     | Percent<br>Letter<br>Grades <sup>1</sup> |
|-----------------------|-----------------|--|-----|-----|-----|-----|-----|-----|-----|--|
|                       |                 | 4.0                                      | 3.5 | 3.0 | 2.5 | 2.0 | 1.5 | 1.0 | 0.0 |  |
| <u>UNDERGRADUATES</u> |                 |  |     |     |     |     |     |     |     |  |
| Number of Grades      | 1655            | 265                                      | 362 | 312 | 288 | 191 | 103 | 61  | 48  | 25                                       |
| Percent of Total      |                 |  |     |     |     |     |     |     |     |  |
| - College             | 100             | 16                                       | 22  | 19  | 17  | 12  | 6   | 4   | 3   | 1  |
| - Campus              | 100             | 17                                       | 17  | 21  | 17  | 12  | 5   | 3   | 4   | 4  |
| <u>GRADUATES</u>      |                 |  |     |     |     |     |     |     |     |  |
| Number of Grades      | 3147            | 269                                      | 511 | 500 | 337 | 129 | 61  | 21  | 9   | 1310                                     |
| Percent of Total      |                 |  |     |     |     |     |     |     |     |  |
| - College             | 100             | 9  | 16  | 16  | 11  | 4   | 2   | 1   |     | 41                                       |
| - Campus              | 100             | 25                                       | 18  | 12  | 4   | 1   |     |     |     | 40                                       |

Note: 1) The following grades and symbols are included: CR-NC, P-N, I, DF, and V.

MICHIGAN STATE UNIVERSITY  
Office of the Registrar

Distribution of Course Grades  
ALL UNIVERSITY COURSES  
East Lansing Campus

Winter 1984



|                       | Total<br>Grades | Percent Distribution of Numerical Grades |     |     |     |     |     |     |     | Percent<br>Letter<br>Grades <sup>1</sup> |
|-----------------------|-----------------|--|-----|-----|-----|-----|-----|-----|-----|--|
|                       |                 | 4.0                                      | 3.5 | 3.0 | 2.5 | 2.0 | 1.5 | 1.0 | 0.0 |  |
| <u>UNDERGRADUATES</u> |                 |  |     |     |     |     |     |     |     |  |
| Number of Grades      | 346             | 62                                       | 57  | 44  | 16  | 8   | 1   | 3   | 5   | 150                                      |
| Percent of Total      |                 |  |     |     |     |     |     |     |     |  |
| - College             | 100             | 18                                       | 16  | 13  | 5   | 2   |     | 1   | 1   | 44                                       |
| - Campus              | 100             | 17                                       | 17  | 21  | 17  | 12  | 5   | 3   | 4   | 4  |
| <u>GRADUATES</u>      |                 |  |     |     |     |     |     |     |     |  |
| Number of Grades      | 2               |  | 1   |     |     |     |     |     |     | 1  |
| Percent of Total      |                 |  |     |     |     |     |     |     |     |  |
| - College             | 100             |  |     |     |     |     |     |     |     |  |
| - Campus              | 100             | 25                                       | 18  | 12  | 4   | 1   |     |     |     | 40                                       |

Note: 1) The following grades and symbols are included: CR-NC, P-N, I, DF, and V.