

MICHIGAN STATE UNIVERSITY
Office of the Registrar
Evaluation & Research

COMPARISON OF STUDENT ENROLLMENTS
East Lansing Campus

Spring 1978

| COLLEGE | STUDENT'S COLLEGE | | | | TEACHING COLLEGE | | | |
|----------------------------|-------------------------|--------------|------------------------------------|--------------|-----------------------------------|--------------|----------------------|---------------|
| | Head Count of Majors | | Full-Time Students ¹ | | Full-Time Equated ² | | Class Enrollments | |
| | Stu. | Percent | Percent | Stu. | Stu. | Percent | Percent | Stu. |
| Agr. & Nat. Resources | 4069 | 10.2 | 9.9 | 3071 | 2061 | 6.2 | 6.0 | 8451 |
| Arts & Letters | 2746 | 6.9 | 6.5 | 2012 | 3464 | 10.4 | 11.0 | 15485 |
| Lyman Briggs | 734 | 1.8 | 2.1 | 649 | 249 | .7 | .8 | 1168 |
| Business | 5727 | 14.3 | 15.5 | 4827 | 4299 | 12.9 | 11.3 | 15931 |
| Comm. Arts & Sciences | 2611 | 6.5 | 6.7 | 2084 | 1344 | 4.0 | 4.1 | 5772 |
| Education | 4190 | 10.5 | 7.6 | 2371 | 2825 | 8.4 | 9.2 | 13043 |
| Engineering | 2992 | 7.5 | 8.0 | 2508 | 1563 | 4.7 | 5.1 | 7247 |
| Human Ecology | 2067 | 5.2 | 5.1 | 1589 | 979 | 2.9 | 3.2 | 4545 |
| Human Medicine | 1138 | 2.9 | 3.1 | 978 | 324 | 1.0 | 1.1 | 1499 |
| James Madison | 567 | 1.4 | 1.6 | 510 | 231 | .7 | .6 | 900 |
| Justin Morrill | 242 | .6 | .4 | 140 | 78 | .2 | .2 | 328 |
| Natural Science | 4238 | 10.6 | 10.8 | 3350 | 5310 | 15.9 | 15.7 | 22139 |
| Osteopathic Medicine | 306 | .8 | 1.0 | 306 | 262 | .8 | .9 | 1320 |
| Social Science | 4653 | 11.7 | 11.3 | 3526 | 4006 | 12.0 | 11.5 | 16249 |
| Urban Development | 144 | .4 | .4 | 115 | 158 | .5 | .4 | 594 |
| Veterinary Medicine | 969 | 2.4 | 2.9 | 913 | 1326 | 4.0 | 4.2 | 5874 |
| University College | | | | | 4776 | 14.3 | 14.1 | 19982 |
| No Preference | 2423 | 6.1 | 7.0 | 2174 | | | | |
| Other | 81 | .2 | .1 | 22 | 141 | .4 | .6 | 884 |
| <u>CLASS</u> | | | | | | | | |
| Freshman | 6911 | 17.3 | 20.1 | 6251 | 6170 | 18.5 | 19.3 | 27288 |
| Sophomore | 6414 | 16.1 | 18.3 | 5687 | 5630 | 16.9 | 17.4 | 24670 |
| <i>Total</i> | <i>13325</i> | <i>33.4</i> | <i>38.4</i> | <i>11938</i> | <i>11800</i> | <i>35.4</i> | <i>36.7</i> | <i>51958</i> |
| Junior | 8283 | 20.8 | 22.7 | 7076 | 7225 | 21.6 | 22.7 | 32058 |
| Senior | 9864 | 24.7 | 24.2 | 7534 | 8287 | 24.8 | 25.9 | 36670 |
| Special | 655 | 1.6 | .6 | 191 | 330 | 1.0 | 1.1 | 1474 |
| <i>Total</i> | <i>18802</i> | <i>47.1</i> | <i>47.5</i> | <i>14801</i> | <i>15842</i> | <i>47.4</i> | <i>49.7</i> | <i>70202</i> |
| <i>TOTAL UNDERGRADUATE</i> | <i>32127</i> | <i>80.5</i> | <i>85.9</i> | <i>26739</i> | <i>27642</i> | <i>82.8</i> | <i>86.4</i> | <i>122160</i> |
| Master | 4371 | 11.0 | 4.9 | 1541 | 2674 | 8.0 | 6.7 | 9523 |
| Doctor | 2399 | 6.0 | 6.0 | 1865 | 2080 | 6.2 | 3.3 | 4620 |
| <i>TOTAL GRADUATE</i> | <i>6770</i> | <i>17.0</i> | <i>10.9</i> | <i>3406</i> | <i>4754</i> | <i>14.2</i> | <i>10.0</i> | <i>14143</i> |
| Graduate Professional | 1000 | 2.5 | 3.2 | 1000 | 1000 | 3.0 | 3.6 | 5108 |
| TOTAL CAMPUS | 39897 | 100.0 | 100.0 | 31145 | 33396 | 100.0 | 100.0 | 141411 |
| <i>Percent of Total</i> | <i>100.0</i> | | | <i>78.1</i> | <i>83.7</i> | | | <i>354.4</i> |

- Notes: 1) A head count of students who are carrying 75% or more of a normal instructional load (minimum credits for full-time status: undergraduates-12; masters-9; and doctors-6).
- 2) Calculated by dividing the total number of credit hours taught by the number carried by a full-time student (full-time status: undergraduates-15½ credits; masters-12 credits; doctors-8 credits; and graduate professional-head count).

MICHIGAN STATE UNIVERSITY
Office of the Registrar
Evaluation & Research

TOTAL STUDENTS¹
East Lansing Campus

Spring 1978

| COLLEGE | Total Students | UNDERGRADUATE | | | | | GRADUATE | | GRADUATE PROFESSIONAL | |
|-------------------------|----------------|---------------|-------|------|------|-------|----------|----------|-----------------------|-------|
| | | Frsh. | Soph. | Jr. | Sr. | Spec. | Total | Mas. Dr. | | Total |
| Agr. & Nat. Resources | 4069 | 552 | 463 | 948 | 1266 | 16 | 3245 | 470 | 354 | 824 |
| Arts & Letters | 2746 | 315 | 336 | 604 | 840 | 122 | 2217 | 332 | 197 | 529 |
| Lyman Briggs | 734 | 246 | 196 | 139 | 147 | 6 | 734 | | | |
| Business | 5727 | 1037 | 1138 | 1332 | 1516 | 5 | 5028 | 556 | 143 | 699 |
| Comm. Arts & Sciences | 2611 | 336 | 414 | 766 | 787 | 12 | 2315 | 254 | 42 | 296 |
| Education | 4190 | 196 | 318 | 618 | 757 | 223 | 2112 | 1364 | 714 | 2078 |
| Engineering | 2992 | 591 | 569 | 719 | 823 | 24 | 2726 | 182 | 84 | 266 |
| Human Ecology | 2067 | 190 | 323 | 580 | 720 | 24 | 1837 | 166 | 64 | 230 |
| Human Medicine | 1138 | 82 | 124 | 194 | 263 | 6 | 669 | 56 | 38 | 94 |
| James Madison | 567 | 229 | 124 | 113 | 99 | 2 | 567 | | | |
| Justin Morrill | 242 | 12 | 53 | 70 | 97 | 10 | 242 | | | |
| Natural Science | 4238 | 757 | 663 | 821 | 1070 | 91 | 3402 | 369 | 467 | 836 |
| Osteopathic Medicine | 306 | | | | | | | | | |
| Social Science | 4653 | 409 | 600 | 1317 | 1414 | 46 | 3786 | 589 | 278 | 867 |
| Urban Development | 144 | 5 | 16 | 56 | 65 | 2 | 144 | | | |
| Veterinary Medicine | 969 | 384 | 225 | 5 | | | 614 | 23 | 13 | 36 |
| No Preference | 2423 | 1570 | 852 | 1 | | | 2423 | | | |
| Unclassified | 81 | | | | | 66 | 66 | 10 | 5 | 15 |
| CREDIT EARNED | | | | | | | | | | |
| Degree Credit | 39541 | 6664 | 6398 | 8282 | 9864 | 563 | 31771 | 4371 | 2399 | 6770 |
| Agricultural Technology | 264 | 247 | 16 | 1 | | | 264 | | | |
| English Language Center | 92 | | | | | 92 | 92 | | | |
| SEX | | | | | | | | | | |
| Women | 18948 | 3657 | 3268 | 4063 | 4599 | 337 | 15914 | 1986 | 679 | 2665 |
| Men | 20949 | 3264 | 3146 | 4220 | 5265 | 318 | 16213 | 2385 | 1720 | 4105 |
| TOTAL CAMPUS | 39897 | 6911 | 6414 | 8283 | 9864 | 655 | 32127 | 4371 | 2399 | 6770 |

Note: 1) Input cutoff of enrollment data was as of April 4, 1978, which was one-tenth of the term.

MICHIGAN STATE UNIVERSITY
Office of the Registrar
Evaluation & Research

TOTAL STUDENTS¹
Regional Centers and Credit Extension

Spring 1978

| COLLEGE | Total Students | UNDERGRADUATE | | | | | | GRADUATE | | |
|-----------------------|-------------------|---------------|-------|-----|-----|-------|-------|----------|-----|-------|
| | | Frsh. | Soph. | Jr. | Sr. | Spec. | Total | Mas. | Dr. | Total |
| Agr. & Nat. Resources | 76 | 1 | 6 | 32 | 33 | | 72 | 4 | | 4 |
| Arts & Letters | 46 | | 1 | 4 | 6 | 4 | 15 | 30 | 1 | 31 |
| Lyman Briggs | 3 | | | 3 | | | 3 | | | |
| Business | 12 | 1 | 6 | 1 | 1 | 1 | 10 | 2 | | 2 |
| Comm. Arts & Sciences | 19 | | 8 | 3 | | | 11 | 7 | 1 | 8 |
| Education | 1280 | | 2 | | | 9 | 86 | 1070 | 113 | 1183 |
| Engineering | 22 | | 1 | 1 | | | 2 | 20 | | 20 |
| Human Ecology | 21 | | 1 | 1 | | | 2 | 17 | | 17 |
| Human Medicine | 1 | | 1 | | | | 1 | | | |
| James Madison | 3 | | 1 | 1 | 1 | | 3 | | | |
| Natural Science | 45 | 1 | 4 | 1 | 4 | 4 | 14 | 30 | 1 | 31 |
| Social Science | 47 | 2 | 6 | 6 | 30 | | 44 | 3 | | 3 |
| Veterinary Medicine | 2 | 2 | | | | | 2 | | | |
| No Preference | 11 | 5 | 5 | 1 | | | 11 | | | |
| Unclassified | 1305 | | | | | | 50 | 1002 | 253 | 1255 |
| <u>SEX</u> | | | | | | | | | | |
| Women | 1956 | 5 | 28 | 15 | 54 | 111 | 213 | 1559 | 184 | 1743 |
| Men | 937 | 7 | 14 | 39 | 30 | 36 | 126 | 626 | 185 | 811 |
| TOTAL OFF CAMPUS | 2893 | 12 | 42 | 54 | 84 | 147 | 339 | 2185 | 369 | 2554 |

Note: 1) Enrollments as of the eleventh week of the term, by class.

MICHIGAN STATE UNIVERSITY
Office of the Registrar
Evaluation & Research

STUDENTS ENROLLED IN CREDIT PROGRAMS¹
Regional Centers and Credit Extension

Spring 1978

| COLLEGE | TOTAL | | | UNDERGRADUATE | | | GRADUATE | | |
|------------------------|------------|------------|--------------|---------------|-----------|--------------|------------|------------|--------------|
| | 1978 | 1977 | Change | 1978 | 1977 | Change | 1978 | 1977 | Change |
| Agr. & Nat. Resources | 76 | 70 | 8.6% | 72 | 62 | 16.1% | 4 | 8 | |
| Arts & Letters | 46 | 47 | -2.1 | 15 | 18 | -16.7 | 31 | 29 | 6.9% |
| Lyman Briggs | 3 | 5 | | 3 | 5 | | | | |
| Business | 12 | 44 | -72.7 | 10 | 35 | -71.4 | 2 | 9 | |
| Comm. Arts & Sciences | 19 | 20 | -5.0 | 11 | 12 | -8.3 | 8 | 8 | |
| Education | 1280 | 1364 | -6.2 | 97 | 77 | 26.0 | 1183 | 1287 | -8.1 |
| Engineering | 22 | 18 | 22.2 | 2 | 4 | | 20 | 14 | 42.9 |
| Human Ecology | 21 | 24 | -12.5 | 4 | 8 | | 17 | 16 | 6.3 |
| Human Medicine | 1 | 3 | | 1 | 2 | | | 1 | |
| James Madison | 3 | 3 | | 3 | 3 | | | | |
| Justin Morrill | | 4 | | | 4 | | | | |
| Natural Science | 45 | 39 | 15.4 | 14 | 16 | -12.5 | 31 | 23 | 34.8 |
| Social Science | 47 | 27 | 74.1 | 44 | 18 | | 3 | 9 | |
| Urban Development | | 1 | | | 1 | | | | |
| Veterinary Medicine | 2 | | | 2 | | | | | |
| No Preference | 11 | 15 | -26.7 | 11 | 15 | -26.7 | | | |
| Unclassified | 1305 | 1672 | -21.9 | 50 | 101 | -50.5 | 1255 | 1571 | 20.1 |
| <u>SOURCE</u> | | | | | | | | | |
| New-first-time | 543 | 851 | -36.2 | 31 | 85 | -63.5 | 512 | 766 | -33.2 |
| -transfer | 16 | 2 | | 16 | 1 | | | 1 | |
| <i>Total</i> | <i>559</i> | <i>853</i> | <i>-34.5</i> | <i>47</i> | <i>86</i> | <i>-45.3</i> | <i>512</i> | <i>767</i> | <i>-33.2</i> |
| Readmitted | 909 | 972 | -6.5 | 70 | 57 | 22.8 | 839 | 915 | -8.3 |
| Returning | 1425 | 1531 | -6.9 | 222 | 238 | -6.7 | 1203 | 1293 | -7.0 |
| <u>SEX</u> | | | | | | | | | |
| Women | 1956 | 2153 | -9.2 | 213 | 242 | -12.0 | 1743 | 1911 | -8.8 |
| Men | 937 | 1203 | -22.1 | 126 | 139 | -9.4 | 811 | 1064 | -23.8 |
| <u>MARITAL STATUS</u> | | | | | | | | | |
| Married | 1707 | 2091 | -18.4 | 115 | 127 | -9.4 | 1592 | 1964 | -18.9 |
| Single | 1186 | 1265 | -6.2 | 224 | 254 | -11.8 | 962 | 1011 | -4.8 |
| TOTAL OFF CAMPUS | 2893 | 3356 | -13.8 | 339 | 381 | -11.0 | 2554 | 2975 | -14.2 |
| <u>ADDITIONAL DATA</u> | | | | | | | | | |
| Married | | | | | | | | | |
| Women | 1104 | 1240 | -11.0 | 80 | 85 | -5.9 | 1024 | 1155 | -11.3 |
| Men | 603 | 851 | -29.1 | 35 | 42 | -16.7 | 568 | 809 | -29.8 |

Note: 1) Students are classified by college, source, sex, marital status, etc.

MICHIGAN STATE UNIVERSITY
Office of the Registrar
Evaluation & Research

STUDENTS ENROLLED IN CREDIT PROGRAMS¹
Regional Centers and Credit Extension

Spring 1978

| <u>COLLEGE</u> | <u>Total Sections</u> | <u>Total Courses</u> | <u>Total Course Enrollments</u> | <u>Total Credit Hours</u> |
|---|---------------------------|--------------------------|---|-----------------------------------|
| Agr. & Nat. Resources | 6 | 4 | 176 | 1192 |
| Arts & Letters | 15 | 15 | 128 | 473 |
| Lyman Briggs | | | | |
| Business | 1 | 1 | 24 | 96 |
| Comm. Arts & Sciences | 5 | 5 | 51 | 157 |
| Education | 174 | 47 | 3083 | 9179 |
| Engineering | 1 | 1 | 15 | 45 |
| Human Ecology | 1 | 1 | 13 | 39 |
| Human Medicine | 2 | 2 | 20 | 60 |
| James Madison | 2 | 2 | 3 | 12 |
| Justin Morrill | | | | |
| Natural Science | 6 | 6 | 79 | 257 |
| Osteopathic Medicine | 1 | 1 | 7 | 21 |
| Social Science | 18 | 15 | 198 | 695 |
| Urban Development | | | | |
| Veterinary Medicine | | | | |
| University College | 15 | 11 | 263 | 1038 |
| <i>Total</i> | <i>247</i> | <i>111</i> | <i>4060</i> | <i>13264</i> |
| <u>REGION</u> | | | | |
| Southwestern | 14 | 14 | 225 | 694 |
| Western | 38 | 28 | 762 | 2336 |
| Southeastern | 42 | 24 | 635 | 1899 |
| Eastern | 25 | 18 | 356 | 1106 |
| Northern | 12 | 10 | 208 | 624 |
| Upper Peninsula | 1 | 1 | 12 | 36 |
| South-Central | 52 | 23 | 829 | 2530 |
| Various Centers - In-State ² | 3 | 3 | 96 | 875 |
| Various Centers - Out-of- State & Foreign Countries | 60 | 40 | 937 | 3164 |
| <i>Total</i> | <i>247</i> | <i>161</i> | <i>4060</i> | <i>13264</i> |
| <u>COURSE LEVEL</u> | | | | |
| 100-299 | 11 | 9 | 245 | 982 |
| 300-499 | 49 | 43 | 521 | 2357 |
| 500-699 | 2 | 2 | 20 | 60 |
| 800-999 | 185 | 57 | 3274 | 9865 |
| TOTAL OFF CAMPUS | 247 | 111 | 4060 | 13264 |

- Note: 1) In the case of students dually enrolled in both on-campus and off-campus courses, the off-campus course enrollments and credit hours are counted in off-campus reports. For these dually enrolled students, headcounts are shown only in on-campus reports.
- 2) Includes courses not confined to any one region, i.e., courses taught by the University of the Air and by newspaper.

MICHIGAN STATE UNIVERSITY
Office of the Registrar
Evaluation & Research

FULL-TIME STUDENTS
East Lansing Campus

Spring 1978

| COLLEGE | Total | UNDERGRADUATE | | | | | GRADUATE | | GRAD. PROF. | | |
|-------------------------|-------|---------------|-------|------|------|-------|----------|------|----------------|------|-------|
| | | Fresh. | Soph. | Jr. | Sr. | Spec. | Total | Mas. | | Dr. | Total |
| Agr. & Nat. Resources | 3071 | 334 | 401 | 826 | 994 | 4 | 2559 | 204 | 308 | 512 | |
| Arts & Letters | 2012 | 291 | 298 | 475 | 611 | 86 | 1761 | 116 | 135 | 251 | |
| Lyman Briggs | 649 | 235 | 187 | 116 | 108 | 3 | 649 | | | | |
| Business | 4827 | 969 | 1028 | 1204 | 1232 | | 4433 | 277 | 117 | 394 | |
| Comm. Arts & Sciences | 2084 | 314 | 363 | 653 | 592 | 2 | 1924 | 124 | 36 | 160 | |
| Education | 2371 | 176 | 284 | 512 | 587 | 37 | 1596 | 300 | 475 | 775 | |
| Engineering | 2508 | 559 | 520 | 638 | 636 | 4 | 2357 | 84 | 67 | 151 | |
| Human Ecology | 1589 | 180 | 269 | 488 | 567 | 3 | 1507 | 33 | 49 | 82 | |
| Human Medicine | 978 | 75 | 121 | 177 | 184 | 1 | 558 | 9 | 36 | 45 | 375 |
| James Madison | 510 | 213 | 119 | 100 | 78 | | 510 | | | | |
| Justin Morrill | 140 | 3 | 33 | 41 | 62 | 1 | 140 | | | | |
| Natural Science | 3350 | 712 | 587 | 695 | 803 | 21 | 2818 | 115 | 417 | 532 | |
| Osteopathic Medicine | 306 | | | | | | | | | | 306 |
| Social Science | 3526 | 371 | 525 | 1098 | 1032 | 7 | 3033 | 275 | 218 | 493 | |
| Urban Development | 115 | 5 | 14 | 48 | 48 | | 115 | | | | |
| Veterinary Medicine | 913 | 366 | 212 | 5 | | | 583 | 4 | 7 | 11 | 319 |
| No Preference | 2174 | 1448 | 726 | | | | 2174 | | | | |
| Unclassified | 22 | | | | | 22 | 22 | | | | |
| CREDIT EARNED | | | | | | | | | | | |
| Degree Credit | 31095 | 6204 | 5685 | 7075 | 7534 | 191 | 26689 | 1541 | 1865 | 3406 | 1000 |
| Agricultural Technology | 50 | 47 | 2 | 1 | | | 50 | | | | |
| TOTAL CAMPUS | 31145 | 6251 | 5687 | 7076 | 7534 | 191 | 26739 | 1541 | 1865 | 3406 | 1000 |

MICHIGAN STATE UNIVERSITY
Office of the Registrar
Evaluation & Research

FULL-TIME EQUATED STUDENTS
East Lansing Campus

Spring 1978

| COLLEGE | TOTAL | UNDERGRADUATE | | | | GRADUATE | | | GRAD. PROF. | |
|-------------------------|-------|---------------|-------|------|-------|----------|------|-------|----------------|------|
| | | Frsh. | Soph. | Jr. | Spec. | Mas. | Dr. | Total | | |
| Agr. & Nat. Resources | 2061 | 274 | 196 | 454 | 695 | 13 | 219 | 210 | 429 | |
| Arts & Letters | 3464 | 492 | 586 | 833 | 1015 | 113 | 243 | 181 | 424 | 1 |
| Lyman Briggs | 249 | 137 | 51 | 27 | 33 | 1 | | | | |
| Business | 4299 | 231 | 641 | 1354 | 1436 | 18 | 472 | 146 | 618 | 1 |
| Comm. Arts & Sciences | 1344 | 151 | 187 | 376 | 413 | 7 | 163 | 47 | 210 | |
| Education | 2825 | 93 | 179 | 471 | 851 | 75 | 596 | 558 | 1154 | 2 |
| Engineering | 1563 | 138 | 212 | 445 | 551 | 12 | 119 | 86 | 205 | |
| Human Ecology | 979 | 86 | 115 | 262 | 401 | 7 | 63 | 45 | 108 | |
| Human Medicine | 324 | | | 13 | 11 | 1 | 6 | 12 | 18 | 281 |
| James Madison | 231 | 95 | 47 | 52 | 37 | | | | | |
| Justin Morrill | 78 | 4 | 18 | 20 | 36 | | | | | |
| Natural Science | 5310 | 1310 | 1025 | 1170 | 1054 | 40 | 271 | 440 | 711 | |
| Osteopathic Medicine | 262 | | | | 1 | | 1 | | 1 | 260 |
| Social Science | 4006 | 652 | 624 | 967 | 1014 | 18 | 451 | 279 | 730 | 1 |
| Urban Development | 158 | 7 | 18 | 54 | 71 | 2 | 4 | 2 | 6 | |
| Veterinary Medicine | 1326 | 74 | 107 | 213 | 329 | 18 | 61 | 70 | 131 | 454 |
| University College | 4776 | 2398 | 1600 | 482 | 291 | 4 | | 1 | 1 | |
| All University Courses | 141 | 28 | 24 | 32 | 48 | 1 | 5 | 3 | 8 | |
| <u>CREDIT EARNED</u> | | | | | | | | | | |
| Degree Credit | 33215 | 6001 | 5621 | 7224 | 8286 | 329 | 2674 | 2080 | 4754 | 1000 |
| Agricultural Technology | 181 | 169 | 9 | 1 | 1 | 1 | | | | |
| TOTAL CAMPUS | 33396 | 6170 | 5630 | 7225 | 8287 | 330 | 2674 | 2080 | 4754 | 1000 |

MICHIGAN STATE UNIVERSITY
Office of the Registrar
Evaluation & Research

NEW STUDENTS¹
East Lansing Campus

Spring 1978

| COLLEGE | Total Students | UNDERGRADUATE | | | | | | GRADUATE | | |
|-------------------------|----------------|---------------|-----------|------------|-----------|------------|------------|------------|-----------|------------|
| | | Frsh. | Soph. | Jr. | Sr. | Spec. | Total | Mas. | Dr. | Total |
| Agr. & Nat. Resources | 62 | 5 | 5 | 16 | 5 | 3 | 34 | 19 | 9 | 28 |
| Arts & Letters | 78 | 2 | 1 | 7 | 4 | 52 | 66 | 11 | 1 | 12 |
| Business | 51 | 7 | 4 | 12 | 2 | | 25 | 20 | 6 | 26 |
| Comm. Arts & Sciences | 26 | 3 | 1 | 12 | 3 | | 19 | 6 | 1 | 7 |
| Education | 138 | 2 | 4 | 13 | 2 | 10 | 31 | 94 | 13 | 107 |
| Engineering | 29 | 7 | 3 | 6 | 2 | | 18 | 7 | 4 | 11 |
| Human Ecology | 27 | 3 | 2 | 11 | 2 | | 18 | 8 | 1 | 9 |
| Human Medicine | 7 | 1 | 1 | 1 | 1 | | 4 | 3 | | 3 |
| James Madison | 6 | 1 | 1 | 4 | | | 6 | | | |
| Justin Morrill | 1 | | | 1 | | | 1 | | | |
| Natural Science | 66 | 15 | 8 | 14 | 7 | 2 | 46 | 12 | 8 | 20 |
| Social Science | 70 | 5 | 3 | 31 | 8 | 1 | 48 | 10 | 12 | 22 |
| Urban Development | 1 | | | | 1 | | 1 | | | |
| Veterinary Medicine | 4 | 1 | 1 | | | | 2 | 1 | 1 | 2 |
| No Preference | 17 | 11 | 6 | | | | 17 | | | |
| Unclassified | 51 | | | | | 43 | 43 | 7 | 1 | 8 |
| CREDIT EARNED | | | | | | | | | | |
| Degree Credit | 582 | 63 | 40 | 127 | 37 | 60 | 327 | 198 | 57 | 255 |
| Agricultural Technology | 1 | | | 1 | | | 1 | | | |
| English Language Center | 51 | | | | | 51 | 51 | | | |
| SEX | | | | | | | | | | |
| Women | 301 | 27 | 21 | 71 | 17 | 45 | 181 | 103 | 17 | 120 |
| Men | 333 | 36 | 19 | 57 | 20 | 66 | 198 | 95 | 40 | 135 |
| TOTAL CAMPUS | 634 | 63 | 40 | 128 | 37 | 111 | 379 | 198 | 57 | 255 |

Note: 1) New students distributed by class.

MICHIGAN STATE UNIVERSITY
Office of the Registrar
Evaluation & Research

NEW STUDENTS
Regional Centers and Credit Extension

Spring 1978

BY CLASS

| <u>COLLEGE</u> | <u>Total Students</u> | <u>UNDERGRADUATE</u> | | | | | <u>Total</u> | <u>GRADUATE</u> | | |
|-----------------------|-----------------------|----------------------|--------------|------------|------------|--------------|--------------|-----------------|------------|--------------|
| | | <u>Frsh.</u> | <u>Soph.</u> | <u>Jr.</u> | <u>Sr.</u> | <u>Spec.</u> | | <u>Mas.</u> | <u>Dr.</u> | <u>Total</u> |
| Arts & Letters | 1 | | | | | | | 1 | | 1 |
| Comm. Arts & Sciences | 1 | | | | | | | 1 | | 1 |
| Education | 78 | | | | 1 | 13 | 14 | 58 | 6 | 64 |
| Human Ecology | 2 | | | | | 1 | 1 | 1 | | 1 |
| Natural Science | 2 | | | | | 1 | 1 | 1 | | 1 |
| Social Science | 1 | | | 1 | | | 1 | | | 1 |
| Unclassified | 474 | | | | | 30 | 30 | 341 | 103 | 444 |
| <u>SEX</u> | | | | | | | | | | |
| Women | 399 | | | | 1 | 36 | 37 | 305 | 57 | 362 |
| Men | 160 | | | 1 | | 9 | 10 | 98 | 52 | 150 |
| TOTAL OFF CAMPUS | 559 | | | 1 | 1 | 45 | 47 | 403 | 109 | 512 |

BY ADMISSION STATUS

| <u>COLLEGE</u> | <u>Total New Students</u> | <u>UNDERGRADUATE</u> | | | <u>GRADUATE</u> | | |
|-----------------------|---------------------------|----------------------|--------------------|--------------|------------------------|------------|--------------|
| | | <u>First-Time</u> | <u>Tsfr. Total</u> | <u>Total</u> | <u>First-Time Mas.</u> | <u>Dr.</u> | <u>Total</u> |
| Arts & Letters | 1 | | | | 1 | | 1 |
| Comm. Arts & Sciences | 1 | | | | 1 | | 1 |
| Education | 78 | 14 | | 14 | 58 | 6 | 64 |
| Human Ecology | 2 | 1 | | 1 | 1 | | 1 |
| Natural Science | 2 | 1 | | 1 | 1 | | 1 |
| Social Science | 1 | | 1 | 1 | | | 1 |
| Unclassified | 474 | 15 | 15 | 30 | 341 | 103 | 444 |
| <u>SEX</u> | | | | | | | |
| Women | 399 | 28 | 9 | 37 | 305 | 57 | 362 |
| Men | 160 | 3 | 7 | 10 | 98 | 52 | 150 |
| TOTAL OFF CAMPUS | 559 | 31 | 16 | 47 | 403 | 109 | 512 |

MICHIGAN STATE UNIVERSITY
Office of the Registrar
Evaluation & Research

READMITTED STUDENTS
East Lansing Campus

Spring 1978

| COLLEGE | TOTAL | | UNDERGRADUATE | | | | | | GRADUATE | | GRAD. PROF. Men | | |
|-------------------------|-------|-----|---------------|-------|-----|-----|-------|-------|----------|------|--------------------|-----|-------|
| | Total | Men | Fresh. | Soph. | Jr. | Sr. | Spec. | Total | Men | Mas. | | Dr. | Total |
| Agr. & Nat. Resources | 84 | 53 | 2 | 9 | 21 | 25 | 3 | 60 | 34 | 14 | 10 | 24 | 19 |
| Arts & Letters | 117 | 48 | 4 | 13 | 15 | 23 | 10 | 65 | 27 | 33 | 19 | 52 | 21 |
| Lyman Briggs | 11 | 7 | 2 | 2 | 7 | | | 11 | 7 | | | | |
| Business | 108 | 69 | 5 | 14 | 18 | 43 | 2 | 82 | 49 | 21 | 5 | 26 | 20 |
| Comm. Arts & Sciences | 72 | 40 | 2 | 9 | 16 | 15 | 6 | 48 | 26 | 22 | 2 | 24 | 14 |
| Education | 488 | 190 | | 6 | 26 | 26 | 84 | 142 | 41 | 276 | 70 | 346 | 149 |
| Engineering | 87 | 69 | 2 | 16 | 32 | 22 | 4 | 76 | 58 | 7 | 4 | 11 | 11 |
| Human Ecology | 73 | 4 | | 7 | 12 | 25 | 7 | 51 | 2 | 18 | 4 | 22 | 2 |
| Human Medicine | 15 | 4 | | 2 | 3 | 2 | 4 | 11 | 3 | 3 | | 3 | 1 |
| James Madison | 7 | 5 | | 2 | 1 | 3 | 1 | 7 | 5 | | | | |
| Justin Morrill | 18 | 9 | 6 | 5 | 3 | 2 | 2 | 18 | 9 | | | | |
| Natural Science | 105 | 61 | 2 | 7 | 23 | 37 | 18 | 87 | 48 | 15 | 3 | 18 | 13 |
| Osteopathic Medicine | 6 | 2 | | | | | | | | | | | |
| Social Science | 179 | 96 | 4 | 18 | 44 | 60 | 13 | 139 | 75 | 32 | 8 | 40 | 21 |
| Urban Development | 7 | 2 | | 1 | 4 | 2 | | 7 | 2 | | | | |
| Veterinary Medicine | 24 | 13 | | 1 | | | | 1 | 1 | | | | |
| No Preference | 39 | 17 | 15 | 24 | | | | 39 | 17 | | | | |
| Unclassified | 7 | 6 | | | 2 | | 2 | 4 | 4 | 1 | 2 | 3 | 2 |
| <u>CREDIT EARNED</u> | | | | | | | | | | | | | |
| Degree Credit | 1445 | 693 | 43 | 136 | 227 | 285 | 155 | 846 | 406 | 442 | 127 | 569 | 273 |
| Agricultural Technology | 1 | 1 | 1 | | | | | 1 | 1 | | | | |
| English Language Center | 1 | 1 | | | | | 1 | 1 | 1 | | | | |
| TOTAL CAMPUS | 1447 | 695 | 44 | 136 | 227 | 285 | 156 | 848 | 408 | 442 | 127 | 569 | 273 |
| <i>Additional Data:</i> | | | | | | | | | | | | | |
| <i>Women</i> | | | | | | | | | | | 16 | | |
| <i>Men</i> | | | | | | | | | | | 14 | | |

MICHIGAN STATE UNIVERSITY
Office of the Registrar
Evaluation & Research

RETURNING STUDENTS
East Lansing Campus

Spring 1978

| COLLEGE | TOTAL | | UNDERGRADUATE | | | | | | GRADUATE | | | GRAD. | | | |
|-------------------------------|-------|-------|---------------|-------|------|------|-------|-------|----------|------|------|-------|------|-------|-----|
| | Total | Men | Frsh. | Soph. | Jr. | Sr. | Spec. | Total | Men | Mas. | Dr. | Total | Men | Prof. | Men |
| Agr. & Nat. Resources | 3923 | 2644 | 545 | 449 | 909 | 1236 | 12 | 3151 | 2005 | 437 | 335 | 772 | 639 | | |
| Arts & Letters | 2551 | 1052 | 309 | 322 | 582 | 813 | 60 | 2086 | 831 | 288 | 177 | 465 | 221 | | |
| Lyman Briggs | 723 | 474 | 244 | 194 | 132 | 147 | 6 | 723 | 474 | | | | | | |
| Business | 5568 | 3698 | 1025 | 1120 | 1302 | 1471 | 3 | 4921 | 3155 | 515 | 132 | 647 | 543 | | |
| Comm. Arts & Sciences | 2513 | 1085 | 331 | 404 | 738 | 769 | 6 | 2248 | 984 | 226 | 39 | 265 | 101 | | |
| Education | 3564 | 1163 | 194 | 308 | 579 | 729 | 129 | 1939 | 406 | 994 | 631 | 1625 | 757 | | |
| Engineering | 2876 | 2425 | 582 | 550 | 681 | 799 | 20 | 2632 | 2207 | 168 | 76 | 244 | 218 | | |
| Human Ecology | 1967 | 113 | 187 | 314 | 557 | 693 | 17 | 1768 | 88 | 140 | 59 | 199 | 25 | | |
| Human Medicine | 1116 | 483 | 81 | 121 | 190 | 260 | 2 | 654 | 185 | 50 | 38 | 88 | 61 | 374 | 237 |
| James Madison | 554 | 306 | 228 | 121 | 108 | 96 | 1 | 554 | 306 | | | | | | |
| Justin Morrill | 223 | 103 | 6 | 48 | 66 | 95 | 8 | 223 | 103 | | | | | | |
| Natural Science | 4067 | 2340 | 740 | 648 | 784 | 1026 | 71 | 3269 | 1728 | 342 | 456 | 798 | 612 | | |
| Osteopathic Medicine | 300 | 216 | | | | | | | | | | | | | |
| Social Science | 4404 | 2330 | 400 | 579 | 1242 | 1346 | 32 | 3599 | 1839 | 547 | 258 | 805 | 491 | 300 | 216 |
| Urban Development | 136 | 50 | 5 | 15 | 52 | 62 | 2 | 136 | 50 | | | | | | |
| Veterinary Medicine | 941 | 450 | 383 | 223 | 5 | | | 611 | 260 | 22 | 12 | 34 | 26 | 296 | 164 |
| No Preference | 2367 | 978 | 1544 | 822 | 1 | | | 2367 | 978 | | | | | | |
| Unclassified | 23 | 11 | | | | | | 19 | 8 | 2 | 2 | 4 | 3 | | |
| CREDIT EARNED | | | | | | | | | | | | | | | |
| Degree Credit | 37514 | 19699 | 6558 | 6222 | 7928 | 9542 | 348 | 30598 | 15385 | 3731 | 2215 | 5946 | 3697 | 970 | 617 |
| Agricultural Technology | 262 | 197 | 246 | 16 | | | | 262 | 197 | | | | | | |
| English Language Center | 40 | 25 | | | | | | 40 | 25 | | | | | | |
| TOTAL CAMPUS | 37816 | 19921 | 6804 | 6238 | 7928 | 9542 | 388 | 30900 | 15607 | 3731 | 2215 | 5946 | 3697 | 970 | 617 |
| <i>Additional Data: Women</i> | | | | | | | | | | | | | | | |
| | 17895 | | 3596 | 3183 | 3872 | 4442 | 200 | 15293 | | 1630 | 619 | 2249 | | 353 | |
| <i>Men</i> | | | | | | | | | | | | | | | |
| | 19921 | | 3208 | 3055 | 4056 | 5100 | 188 | 15607 | | 2101 | 1596 | 3697 | | 617 | |

MICHIGAN STATE UNIVERSITY
Office of the Registrar
Evaluation & Research

FIRST-TIME STUDENTS
East Lansing Campus

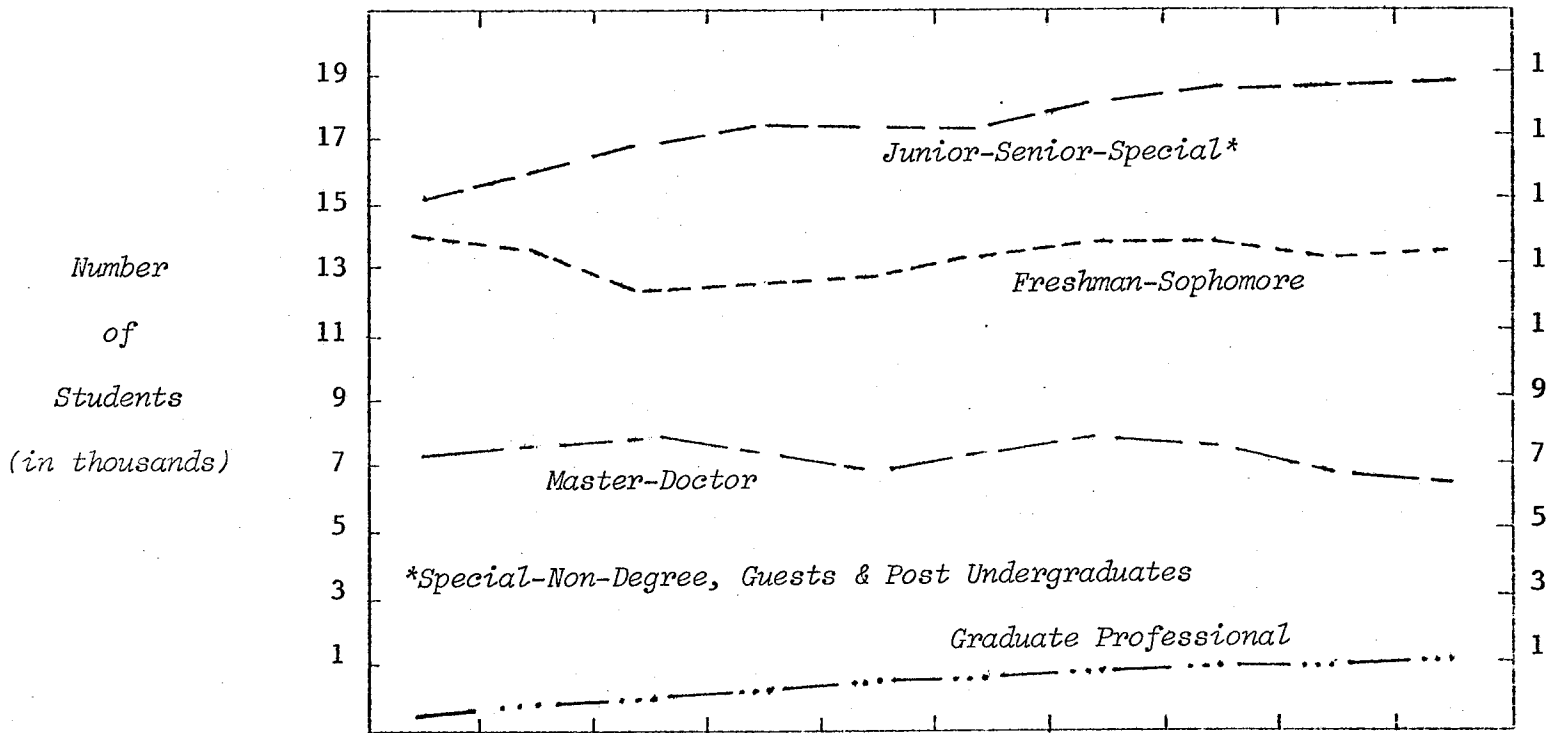
Spring 1978

| COLLEGE | TOTAL | | UNDERGRADUATE | | | | | GRADUATE | | | | |
|-------------------------|-------|-----|---------------|-------|-----|-----|-------|----------|------|-----|-------|-----|
| | Total | Men | Frsh. | Soph. | Jr. | Sr. | Spec. | Total | Mas. | Dr. | Total | Men |
| Agr. & Nat. Resources | 35 | 31 | 4 | 1 | 1 | 1 | 2 | 8 | 19 | 8 | 27 | 25 |
| Arts & Letters | 64 | 36 | 1 | | | | 51 | 52 | 11 | 1 | 12 | 2 |
| Business | 32 | 17 | 6 | | | | | 6 | 20 | 6 | 26 | 15 |
| Comm. Arts & Sciences | 8 | 5 | 1 | | | | | 1 | 6 | 1 | 7 | 4 |
| Education | 110 | 45 | 2 | | 1 | | 2 | 5 | 92 | 13 | 105 | 44 |
| Engineering | 19 | 18 | 7 | | 1 | | | 8 | 7 | 4 | 11 | 11 |
| Human Ecology | 13 | | 3 | | 1 | | | 4 | 8 | 1 | 9 | |
| Human Medicine | 4 | 1 | 1 | | | | | 1 | 3 | | 3 | 1 |
| James Madison | 2 | 1 | 1 | | 1 | | | 2 | | | | |
| Natural Science | 33 | 22 | 11 | | 1 | | 1 | 13 | 12 | 8 | 20 | 13 |
| Social Science | 26 | 16 | 3 | | 1 | | | 5 | 10 | 11 | 21 | 13 |
| Urban Development | 1 | 1 | | | 1 | | | 1 | | | | |
| Veterinary Medicine | 3 | 1 | 1 | | | | | 1 | 1 | 1 | 2 | |
| No Preference | 9 | 7 | 9 | | | | | 9 | | | | |
| Unclassified | 17 | 9 | | | | | 9 | 9 | 7 | 1 | 8 | 4 |
| CREDIT EARNED | | | | | | | | | | | | |
| Degree Credit | 324 | 175 | 50 | 1 | 3 | 6 | 13 | 73 | 196 | 55 | 251 | 132 |
| Agricultural Technology | 1 | 1 | | | | | 1 | 1 | | | | |
| English Language Center | 51 | 34 | | | | | 51 | 51 | | | | |
| TOTAL CAMPUS | 376 | 210 | 50 | 1 | 3 | 6 | 65 | 125 | 196 | 55 | 251 | 132 |
| <i>Additional Data:</i> | | | | | | | | | | | | |
| Women | 166 | | 20 | | 2 | 2 | 23 | 47 | 103 | 16 | 119 | |
| Men | 210 | | 30 | 1 | 1 | 4 | 42 | 78 | 93 | 39 | 132 | |

MICHIGAN STATE UNIVERSITY
Office of the Registrar
Evaluation & Research

TRENDGRAPH OF TERM ENROLLMENTS¹
East Lansing Campus

Spring Terms



| COLLEGE | 1969 | 1970 | 1971 | 1972 | 1973 | 1974 | 1975 | 1976 | 1977 | 1978 |
|------------------------------|--------------|--------------|--------------|--------------|--------------|--------------|--------------|--------------|--------------|--------------|
| Agr. & Nat. Resources | 2229 | 2311 | 2331 | 2654 | 2911 | 3212 | 3644 | 4060 | 4113 | 4069 |
| Arts & Letters | 4082 | 4056 | 4108 | 3653 | 3536 | 3425 | 3513 | 3306 | 2977 | 2746 |
| Lyman Briggs | 371 | 495 | 570 | 697 | 732 | 799 | 842 | 834 | 770 | 734 |
| Business | 3555 | 3519 | 3372 | 3367 | 3639 | 3933 | 4521 | 4879 | 5184 | 5727 |
| Comm. Arts & Sciences | 1911 | 2067 | 1768 | 1749 | 1808 | 1937 | 2158 | 2301 | 2359 | 2611 |
| Education | 6136 | 6519 | 6331 | 5658 | 5309 | 5005 | 5377 | 5225 | 4673 | 4190 |
| Engineering | 2030 | 2046 | 1952 | 1922 | 1839 | 1915 | 2258 | 2565 | 2714 | 2992 |
| Human Ecology | 1450 | 1483 | 1587 | 1818 | 1997 | 2103 | 2138 | 2178 | 2118 | 2067 |
| Human Medicine | 96 | 329 | 437 | 564 | 782 | 949 | 1070 | 1133 | 1147 | 1138 |
| James Madison | 368 | 492 | 482 | 460 | 429 | 425 | 444 | 400 | 406 | 567 |
| Justin Morrill | 816 | 808 | 770 | 795 | 715 | 634 | 594 | 469 | 434 | 242 |
| Natural Science | 4134 | 4408 | 4331 | 4353 | 4354 | 4482 | 4444 | 4411 | 4358 | 4238 |
| Osteopathic Medicine | | | 42 | 79 | 148 | 178 | 234 | 258 | 283 | 306 |
| Social Science | 5565 | 5929 | 6338 | 6326 | 5755 | 5281 | 5272 | 5122 | 4826 | 4653 |
| Urban Development | | | | | | 75 | 126 | 142 | 128 | 144 |
| Veterinary Medicine | 746 | 587 | 613 | 744 | 854 | 998 | 1069 | 962 | 948 | 969 |
| No Preference | 3017 | 2733 | 2350 | 2841 | 2753 | 2624 | 2710 | 2505 | 2293 | 2423 |
| Unclassified | 101 | 112 | 109 | 130 | 129 | 151 | 53 | 58 | 48 | 81 |
| LEVEL | | | | | | | | | | |
| <i>Undergraduate</i> | | | | | | | | | | |
| <i>Freshman-Sophomore</i> | 14014 | 13828 | 12434 | 12705 | 12930 | 13108 | 13749 | 13807 | 13248 | 13325 |
| <i>Junior-Senior-Special</i> | 15168 | 16181 | 16913 | 17406 | 17135 | 17170 | 18160 | 18673 | 18703 | 18802 |
| <i>Graduate</i> | 7074 | 7516 | 7699 | 7133 | 6957 | 7100 | 7692 | 7418 | 6868 | 6770 |
| <i>Graduate Professional</i> | 351 | 369 | 445 | 566 | 668 | 748 | 866 | 910 | 960 | 1000 |
| EAST LANSING CAMPUS | 36607 | 37894 | 37491 | 37810 | 37690 | 38126 | 40467 | 40808 | 39779 | 39897 |
| <i>% Increase</i> | | 3.5 | -1.1 | .9 | -.3 | 1.2 | 6.1 | .8 | -2.5 | .3 |

Note: 1) Input cutoff of enrollment data was as of April 4, 1978, which is one-tenth of term.

MICHIGAN STATE UNIVERSITY
Office of the Registrar
Evaluation & Research

TERM ENROLLMENTS
Regional Centers and Credit Extention

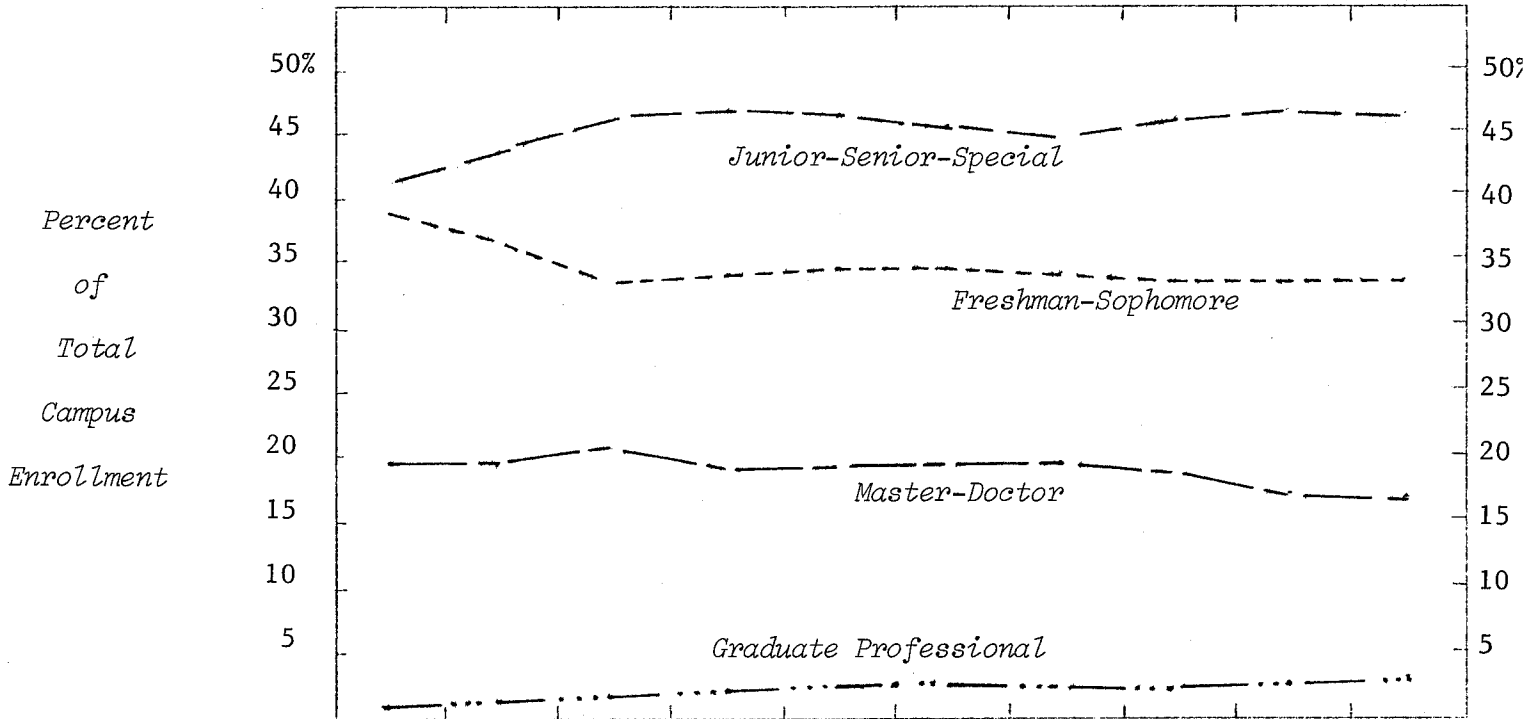
Spring Terms

| | <u>1969</u> | <u>1970</u> | <u>1971</u> | <u>1972</u> | <u>1973</u> | <u>1974</u> | <u>1975</u> | <u>1976</u> | <u>1977</u> | <u>1978</u> |
|-----------------------|-------------|-------------|-------------|-------------|-------------|-------------|-------------|-------------|-------------|-------------|
| <u>COLLEGE</u> | | | | | | | | | | |
| Agr. & Nat. Resources | 10 | 5 | 7 | 8 | 5 | 15 | 20 | 31 | 70 | 76 |
| Arts & Letters | 49 | 48 | 59 | 52 | 45 | 53 | 53 | 40 | 47 | 46 |
| Lyman Briggs | | | 1 | 2 | 6 | 5 | 2 | 2 | 5 | 3 |
| Business | 85 | 73 | 56 | 52 | 42 | 42 | 79 | 42 | 44 | 12 |
| Comm. Arts & Sciences | 9 | 8 | 14 | 12 | 12 | 13 | 18 | 19 | 20 | 19 |
| Education | 1266 | 1523 | 1420 | 1310 | 1144 | 1301 | 1443 | 1314 | 1364 | 1280 |
| Engineering | 7 | 17 | 12 | 13 | 27 | 62 | 44 | 31 | 18 | 22 |
| Human Ecology | 7 | 16 | 17 | 32 | 19 | 34 | 38 | 25 | 24 | 21 |
| Human Medicine | | | | | | | | 2 | 3 | 1 |
| James Madison | | | | 1 | 7 | 2 | 2 | 2 | 3 | 3 |
| Justin Morrill | 15 | 2 | | 1 | 3 | 2 | 4 | 4 | 4 | |
| Natural Science | 52 | 48 | 81 | 42 | 55 | 59 | 59 | 44 | 39 | 45 |
| Social Science | 30 | 38 | 31 | 37 | 45 | 49 | 51 | 34 | 27 | 47 |
| Urban Development | | | | | | | | | 1 | |
| Veterinary Medicine | 1 | 1 | | 1 | | 1 | 1 | 2 | | 2 |
| No Preference | 3 | 2 | 4 | 10 | 12 | 19 | 17 | 9 | 15 | 11 |
| Unclassified | 1279 | 1672 | 1932 | 2086 | 1663 | 2050 | 2074 | 1894 | 1672 | 1305 |
| <u>LEVEL</u> | | | | | | | | | | |
| Undergraduate | 302 | 919 | 1321 | 427 | 413 | 402 | 329 | 274 | 381 | 339 |
| Graduate | 2511 | 2534 | 2313 | 3232 | 2672 | 3305 | 3576 | 3221 | 2975 | 2554 |
| <u>SEX</u> | | | | | | | | | | |
| Women | 1523 | 1814 | 2017 | 2141 | 1805 | 2237 | 2314 | 2145 | 2153 | 1956 |
| Men | 1290 | 1639 | 1617 | 1518 | 1280 | 1470 | 1591 | 1350 | 1203 | 937 |
| TOTAL OFF CAMPUS | 2813 | 3453 | 3634 | 3659 | 3085 | 3707 | 3905 | 3495 | 3356 | 2893 |
| Percent Increase | | 22.8 | 5.2 | .7 | -15.7 | 20.2 | 5.3 | -10.5 | -4.0 | -13.8 |
| Index | 100.0 | 122.8 | 129.2 | 130.1 | 109.7 | 131.8 | 138.8 | 124.2 | 119.3 | 102.8 |

MICHIGAN STATE UNIVERSITY
Office of the Registrar
Evaluation & Research

CHANGE IN STUDENT LEVELS
East Lansing Campus

Spring Terms



| CLASS | 1969 | 1970 | 1971 | 1972 | 1973 | 1974 | 1975 | 1976 | 1977 | 1978 |
|-----------------------|-------|-------|-------|-------|-------|-------|-------|-------|-------|-------|
| Freshman | 7518 | 6923 | 5864 | 7163 | 6678 | 6885 | 7170 | 7182 | 6535 | 6911 |
| Sophomore | 6496 | 6905 | 6570 | 5542 | 6252 | 6223 | 6579 | 6625 | 6713 | 6414 |
| Total | 14014 | 13828 | 12434 | 12705 | 12930 | 13108 | 13749 | 13807 | 13248 | 13325 |
| % of Campus Total | 38.3 | 36.5 | 33.2 | 33.6 | 34.3 | 34.4 | 34.0 | 33.8 | 33.3 | 33.4 |
| Index | 100.0 | 98.7 | 88.7 | 90.7 | 92.3 | 93.5 | 98.1 | 98.5 | 94.5 | 95.1 |
| Junior | 7006 | 7400 | 7650 | 7819 | 7172 | 7575 | 7850 | 7995 | 8049 | 8283 |
| Senior | 7909 | 8290 | 8708 | 8876 | 9180 | 8764 | 9417 | 9752 | 9912 | 9864 |
| Special | 253 | 491 | 555 | 711 | 783 | 831 | 893 | 926 | 742 | 655 |
| Total | 15168 | 16181 | 16913 | 17406 | 17135 | 17170 | 18160 | 18673 | 18703 | 18802 |
| % of Campus Total | 41.4 | 42.7 | 45.1 | 46.0 | 45.5 | 45.0 | 44.9 | 45.8 | 47.0 | 47.1 |
| Index | 100.0 | 106.7 | 111.5 | 114.8 | 113.0 | 113.2 | 119.7 | 123.1 | 123.3 | 124.0 |
| Master | 4049 | 4539 | 4813 | 4526 | 4438 | 4667 | 5223 | 4918 | 4336 | 4371 |
| Doctor | 3025 | 2977 | 2886 | 2607 | 2519 | 2433 | 2469 | 2500 | 2532 | 2399 |
| Total | 7074 | 7516 | 7699 | 7133 | 6957 | 7100 | 7692 | 7418 | 6868 | 6770 |
| % of Campus Total | 19.3 | 19.8 | 20.5 | 18.9 | 18.4 | 18.6 | 19.0 | 18.2 | 17.3 | 17.0 |
| Index | 100.0 | 106.2 | 108.8 | 100.8 | 98.3 | 100.4 | 108.7 | 104.9 | 97.1 | 95.7 |
| Graduate Professional | 351 | 369 | 445 | 566 | 668 | 748 | 866 | 910 | 960 | 1000 |
| % of Campus Total | 1.0 | 1.0 | 1.2 | 1.5 | 1.8 | 2.0 | 2.1 | 2.2 | 2.4 | 2.5 |
| Index | 100.0 | 105.1 | 126.8 | 161.3 | 190.3 | 213.1 | 246.7 | 259.3 | 273.5 | 284.9 |
| TOTAL CAMPUS | 36607 | 37894 | 37491 | 37810 | 37690 | 38126 | 40467 | 40808 | 39779 | 39897 |
| Index Percent | 100.0 | 103.5 | 102.4 | 103.3 | 103.0 | 104.1 | 110.5 | 111.5 | 108.7 | 109.0 |

MICHIGAN STATE UNIVERSITY
Office of the Registrar
Evaluation & Research

COMPARISON OF STUDENT ENROLLMENTS¹
East Lansing Campus

Spring Terms

| | <u>1969</u> | <u>1970</u> | <u>1971</u> | <u>1972</u> | <u>1973</u> | <u>1974</u> | <u>1975</u> | <u>1976</u> | <u>1977</u> | <u>1978</u> |
|------------------------------|--------------|--------------|--------------|--------------|--------------|--------------|--------------|--------------|--------------|--------------|
| <u>UNDERGRADUATE</u> | | | | | | | | | | |
| Degree Credit Programs: | | | | | | | | | | |
| First Time at M.S.U. | 169 | 111 | 124 | 130 | 147 | 129 | 193 | 109 | 82 | 73 |
| New Transfer | 274 | 336 | 341 | 299 | 284 | 296 | 270 | 264 | 231 | 254 |
| Readmitted | 749 | 837 | 794 | 814 | 921 | 871 | 873 | 847 | 902 | 846 |
| Returned from Winter | 27686 | 28381 | 27775 | 28517 | 28362 | 28607 | 30234 | 30849 | 30378 | 30598 |
| Other Programs: | | | | | | | | | | |
| Agricultural Technology | 203 | 232 | 204 | 221 | 222 | 230 | 238 | 282 | 260 | 264 |
| English Language Center | 101 | 112 | 109 | 130 | 129 | 145 | 101 | 129 | 98 | 92 |
| <i>Total</i> | <i>29182</i> | <i>30009</i> | <i>29347</i> | <i>30111</i> | <i>30065</i> | <i>30278</i> | <i>31909</i> | <i>32480</i> | <i>31951</i> | <i>32127</i> |
| <i>Index Percent</i> | <i>100.0</i> | <i>102.8</i> | <i>100.6</i> | <i>103.2</i> | <i>103.0</i> | <i>103.8</i> | <i>109.3</i> | <i>111.3</i> | <i>109.5</i> | <i>110.1</i> |
| <u>GRADUATE</u> | | | | | | | | | | |
| Degree Credit Programs: | | | | | | | | | | |
| New to Program | 248 | 353 | 316 | 261 | 349 | 315 | 305 | 346 | 254 | 255 |
| Readmitted | 618 | 509 | 509 | 576 | 614 | 574 | 630 | 557 | 555 | 569 |
| Returned from Winter | 6208 | 6654 | 6874 | 6296 | 5994 | 6211 | 6757 | 6515 | 6059 | 5946 |
| <i>Total</i> | <i>7074</i> | <i>7516</i> | <i>7699</i> | <i>7133</i> | <i>6957</i> | <i>7100</i> | <i>7692</i> | <i>7418</i> | <i>6868</i> | <i>6770</i> |
| <i>Index Percent</i> | <i>100.0</i> | <i>106.2</i> | <i>108.8</i> | <i>100.8</i> | <i>98.3</i> | <i>100.4</i> | <i>108.7</i> | <i>104.9</i> | <i>97.1</i> | <i>95.7</i> |
| <u>GRADUATE PROFESSIONAL</u> | | | | | | | | | | |
| Degree Credit Programs: | | | | | | | | | | |
| New to Program | 2 | 40 | 96 | 47 | 3 | | | 1 | | |
| Readmitted | 1 | 2 | 2 | 12 | 4 | 2 | 1 | 23 | 24 | 30 |
| Returned from Winter | 348 | 327 | 347 | 507 | 661 | 746 | 865 | 886 | 936 | 970 |
| <i>Total</i> | <i>351</i> | <i>369</i> | <i>445</i> | <i>566</i> | <i>668</i> | <i>748</i> | <i>866</i> | <i>910</i> | <i>960</i> | <i>1000</i> |
| <i>Index Percent</i> | <i>100.0</i> | <i>105.1</i> | <i>126.8</i> | <i>161.3</i> | <i>190.3</i> | <i>213.1</i> | <i>246.7</i> | <i>259.3</i> | <i>273.5</i> | <i>284.9</i> |
| <u>TOTAL CAMPUS</u> | | | | | | | | | | |
| Degree Credit Programs: | | | | | | | | | | |
| New | 693 | 840 | 877 | 737 | 783 | 740 | 768 | 720 | 567 | 582 |
| Readmitted | 1368 | 1348 | 1305 | 1402 | 1539 | 1447 | 1504 | 1427 | 1481 | 1445 |
| Returned from Winter | 34242 | 35362 | 34996 | 35320 | 35017 | 35564 | 37856 | 38250 | 37373 | 37514 |
| Other Programs | 304 | 344 | 313 | 351 | 351 | 375 | 339 | 411 | 358 | 356 |
| <i>Total</i> | <i>36607</i> | <i>37894</i> | <i>37491</i> | <i>37810</i> | <i>37690</i> | <i>38126</i> | <i>40467</i> | <i>40808</i> | <i>39779</i> | <i>39897</i> |
| <i>Index Percent</i> | <i>100.0</i> | <i>103.5</i> | <i>102.4</i> | <i>103.3</i> | <i>103.0</i> | <i>104.1</i> | <i>110.5</i> | <i>111.5</i> | <i>108.7</i> | <i>109.0</i> |

Note: 1) Students are classified by admission status.

MICHIGAN STATE UNIVERSITY
Office of the Registrar
Evaluation & Research

STUDENTS ENROLLED IN CREDIT PROGRAMS¹
East Lansing Campus

Spring 1978

| COLLEGE | TOTAL | | UNDERGRADUATE | | GRADUATE | | GRADUATE PROFESSIONAL | |
|-----------------------|-------|-------------|---------------|-------------|----------|-------------|-----------------------|-------------|
| | 1978 | 1977 Change | 1978 | 1977 Change | 1978 | 1977 Change | 1978 | 1977 Change |
| Agr. & Nat. Resources | 4069 | 4113 - 1.1% | 3245 | 3311 - 2.0% | 824 | 802 2.7% | | |
| Arts & Letters | 2746 | 2977 - 7.8 | 2217 | 2423 - 8.5 | 529 | 554 - 4.5 | | |
| Lyman Briggs | 734 | 770 - 4.7 | 734 | 770 - 4.7 | | | | |
| Business | 5727 | 5184 10.5 | 5028 | 4486 12.1 | 699 | 698 .1 | | |
| Comm. Arts & Sciences | 2611 | 2359 10.7 | 2315 | 2108 9.8 | 296 | 251 17.9 | | |
| Education | 4190 | 4673 -10.3 | 2112 | 2482 -14.9 | 2078 | 2191 - 5.2 | | |
| Engineering | 2992 | 2714 10.2 | 2726 | 2439 11.8 | 266 | 275 - 3.3 | | |
| Human Ecology | 2067 | 2118 - 2.4 | 1837 | 1876 - 2.1 | 230 | 242 - 5.0 | | |
| Human Medicine | 1138 | 1147 - .8 | 669 | 681 - 1.8 | 94 | 104 - 9.6 | 375 | 362 3.6% |
| James Madison | 567 | 406 39.7 | 567 | 406 39.7 | | | | |
| Justin Morrill | 242 | 434 -44.2 | 242 | 434 -44.2 | | | | |
| Natural Science | 4238 | 4358 - 2.8 | 3402 | 3516 - 3.2 | 836 | 842 - .7 | | |
| Osteopathic Medicine | 306 | 283 8.1 | | | | | 306 | 283 8.1 |
| Social Science | 4653 | 4826 - 3.6 | 3786 | 3954 - 4.2 | 867 | 872 - .6 | | |
| Urban Development | 144 | 128 12.5 | 144 | 128 12.5 | | | | |
| Veterinary Medicine | 969 | 948 2.2 | 614 | 599 2.5 | 36 | 34 5.9 | 319 | 315 1.3 |
| No Preference | 2423 | 2293 5.7 | 2423 | 2293 5.7 | | | | |
| Unclassified | 81 | 48 68.8 | 66 | 45 46.7 | 15 | 3 | | |
| SOURCE | | | | | | | | |
| New-first-time | 376 | 361 4.2 | 125 | 120 4.2 | 251 | 241 4.1 | | |
| -transfer | 258 | 244 5.7 | 254 | 231 10.0 | 4 | 13 | | |
| Total | 634 | 605 4.8 | 379 | 351 8.0 | 255 | 254 .4 | | |
| Readmitted | 1447 | 1483 - 2.4 | 848 | 904 - 6.2 | 569 | 555 2.5 | 30 | 24 25.0 |
| Returning | 37816 | 37691 .3 | 30900 | 30696 .7 | 5946 | 6059 - 1.9 | 970 | 936 3.6 |

Note: 1) Students are classified by college, source, sex, marital status, etc.

MICHIGAN STATE UNIVERSITY
Office of the Registrar
Evaluation & Research

GEOGRAPHICAL DISTRIBUTION OF STUDENTS
East Lansing Campus

Spring 1978

| | TOTAL STUDENTS | | | | | NEW STUDENTS | | | | |
|--------------------------|----------------|----------------|-----------------|-------------|-------------|----------------|-------------------------------|----------------|-------------------------|----------------|
| | Total | Frsh- Soph. | Jr-Sr- Spec. | Mas. | Dr. | Grad. Prof. | UNDERGRADUATE F-T Total | Tsfr. Total | GRADUATE Mas. Dr. | Grad. Prof. |
| <u>SUMMARY</u> | | | | | | | | | | |
| Total Michigan | 33860 | 11955 | 16903 | 3041 | 1077 | 834 | 57 | 210 | 149 | 26 |
| Other States | 4748 | 1306 | 1672 | 818 | 839 | 113 | 14 | 36 | 18 | 15 |
| U.S. Possessions | 36 | 10 | 16 | 2 | 7 | 1 | 1 | | | |
| Foreign Countries | 1253 | 54 | 211 | 510 | 476 | 2 | 53 | 8 | 31 | 16 |
| <i>Total</i> | <i>39897</i> | <i>13325</i> | <i>18802</i> | <i>4371</i> | <i>2399</i> | <i>1000</i> | <i>125</i> | <i>254</i> | <i>198</i> | <i>57</i> |
| <u>MICHIGAN COUNTIES</u> | | | | | | | | | | |
| <i>UPPER PENINSULA</i> | | | | | | | | | | |
| Alger | 7 | 5 | 2 | | | | | | | |
| Baraga | 12 | 7 | 3 | | 2 | | | | | |
| Chippewa | 53 | 15 | 24 | 7 | 6 | 1 | | | | |
| Delta | 70 | 22 | 40 | 2 | | 6 | | | | |
| Dickinson | 43 | 12 | 29 | 2 | | | | | | |
| Gogebic | 31 | 5 | 18 | 3 | 1 | 4 | | | | |
| Houghton | 48 | 16 | 17 | 6 | 6 | 3 | 1 | | 1 | |
| Iron | 36 | 12 | 20 | 2 | 1 | 1 | | | | |
| Keweenaw | 3 | 1 | | 1 | 1 | | | | | |
| Luce | 12 | 3 | 7 | | 1 | 1 | | | | |
| Mackinac | 26 | 10 | 8 | 3 | 2 | 3 | 2 | | | |
| Marquette | 95 | 43 | 28 | 10 | 2 | 12 | | | 1 | |
| Menominee | 47 | 15 | 23 | 5 | 2 | 2 | | | | |
| Ontonagon | 17 | 6 | 10 | | | 1 | | | | |
| Schoolcraft | 7 | 1 | 3 | 1 | 2 | | | | | |
| <i>Total</i> | <i>507</i> | <i>173</i> | <i>232</i> | <i>42</i> | <i>26</i> | <i>34</i> | <i>3</i> | | <i>2</i> | |
| <i>LOWER PENINSULA</i> | | | | | | | | | | |
| Alcona | 25 | 8 | 14 | 1 | | 2 | | | | |
| Allegan | 154 | 69 | 74 | 4 | 3 | 4 | | | | |
| Alpena | 75 | 18 | 45 | 7 | 2 | 3 | | | | |
| Antrim | 34 | 11 | 21 | 2 | | | | | | |
| Arenac | 29 | 12 | 17 | | | | | | | |
| Barry | 116 | 35 | 66 | 10 | 4 | 1 | | 2 | | |
| Bay | 326 | 101 | 192 | 20 | 7 | 6 | | 1 | | |
| Benzie | 41 | 19 | 18 | 4 | | | | | | |
| Berrien | 555 | 205 | 296 | 26 | 18 | 10 | 3 | 3 | | |
| Branch | 86 | 40 | 36 | 6 | 3 | 1 | | | 1 | |

| | TOTAL STUDENTS | | | | | | NEW STUDENTS | | | | |
|----------------|----------------|-------|--------|------|-----|----------------|---------------|-------|----------|-----|----------------|
| | Total | Frsh- | Jr-Sr- | Mas. | Dr. | Grad. Prof. | UNDERGRADUATE | | GRADUATE | | Grad. Prof. |
| | | Soph. | Spec. | | | | F-T | Tsfr. | Mas. | Dr. | |
| Calhoun | 511 | 146 | 289 | 49 | 19 | 8 | | 3 | | 4 | |
| Cass | 85 | 30 | 50 | 3 | 2 | | | | | | |
| Charlevoix | 62 | 23 | 33 | 5 | 1 | | | 2 | | | |
| Cheboygan | 32 | 15 | 15 | 1 | | 1 | | | | | |
| Clare | 27 | 9 | 14 | 1 | 2 | 1 | | | | 1 | |
| Clinton | 331 | 93 | 153 | 63 | 17 | 5 | 1 | 6 | | 5 | |
| Crawford | 19 | 5 | 11 | 3 | | | | | | | |
| Eaton | 658 | 163 | 345 | 110 | 33 | 7 | 2 | 11 | | 5 | 2 |
| Emmet | 62 | 17 | 41 | 3 | | 1 | | 2 | | | |
| Genesee | 1348 | 485 | 691 | 101 | 42 | 29 | | 6 | | 9 | 3 |
| Gladwin | 27 | 8 | 18 | 1 | | | | | | | |
| Grand Traverse | 173 | 40 | 120 | 10 | 2 | 1 | | 2 | | | |
| Gratiot | 120 | 49 | 52 | 13 | 3 | 3 | | | | 1 | |
| Hillsdale | 82 | 26 | 41 | 10 | 4 | 1 | | | | | |
| Huron | 147 | 68 | 68 | 6 | 3 | 2 | | | | | |
| Ingham | 4899 | 890 | 2195 | 1229 | 431 | 154 | 19 | 73 | | 72 | 10 |
| Ionia | 199 | 75 | 92 | 27 | 5 | | 1 | 4 | | | |
| Iosco | 71 | 32 | 35 | 3 | | 1 | | | | | |
| Isabella | 124 | 26 | 55 | 24 | 15 | 4 | | | | | |
| Jackson | 703 | 186 | 386 | 98 | 23 | 10 | | 9 | | 8 | 2 |
| Kalamazoo | 619 | 240 | 287 | 36 | 26 | 30 | | 4 | | | 1 |
| Kalkaska | 8 | 7 | 1 | | | | | | | | |
| Kent | 1445 | 420 | 773 | 149 | 62 | 41 | | 13 | | 8 | |
| Lake | 10 | 2 | 6 | 1 | | 1 | | | | | |
| Lapeer | 150 | 92 | 54 | 2 | 1 | 1 | | | | | |
| Leelanau | 42 | 11 | 24 | 3 | 1 | 3 | | 1 | | | |
| Lenawee | 243 | 115 | 104 | 16 | 1 | 7 | | 1 | | 2 | |
| Livingston | 377 | 152 | 174 | 33 | 11 | 7 | | 6 | | 1 | |
| Macomb | 1814 | 756 | 955 | 62 | 14 | 27 | 2 | 3 | | 1 | |
| Manistee | 62 | 24 | 35 | 1 | 2 | | | 1 | | | |
| Mason | 96 | 21 | 60 | 9 | 4 | 2 | | 1 | | | |
| Mecosta | 34 | 13 | 11 | 5 | 3 | 2 | | 1 | | 3 | |
| Midland | 430 | 156 | 222 | 28 | 11 | 13 | 1 | 4 | | | |
| Missaukee | 23 | 10 | 12 | | 1 | | | | | | |
| Monroe | 193 | 69 | 110 | 7 | 2 | 5 | | | | 1 | |
| Montcalm | 142 | 57 | 69 | 11 | 3 | 2 | | 1 | | | |
| Montmorency | 12 | 7 | 4 | 1 | | | | | | | |
| Muskegon | 498 | 157 | 294 | 27 | 12 | 8 | | 3 | | 1 | 1 |
| Newago | 74 | 38 | 32 | 2 | 1 | 1 | | 1 | | | |
| Oakland | 6368 | 2771 | 3142 | 236 | 68 | 151 | 8 | 24 | | 4 | 2 |

| | TOTAL STUDENTS | | | | | | NEW STUDENTS | | | | |
|------------------------------------|----------------|--------------|--------------|-------------|-------------|----------------|---------------|------------|------------|-----------|-------|
| | Total | Frsh- | Jr-Sr- | Mas. | Dr. | Grad. Prof. | UNDERGRADUATE | | GRADUATE | | |
| | | Soph. | Spec. | | | | F-T | Tsfr. | Mas. | Dr. | Prof. |
| Oceana | 60 | 31 | 24 | 2 | 1 | 2 | | | | | 1 |
| Ogemaw | 25 | 8 | 16 | 1 | | | | | | | |
| Osceola | 37 | 19 | 14 | 3 | | 1 | 1 | | 1 | | |
| Oscoda | 7 | | 6 | 1 | | | | | | | |
| Otsego | 44 | 18 | 22 | 1 | 2 | 1 | | | | | |
| Ottawa | 374 | 145 | 184 | 32 | 9 | 4 | | | 1 | | |
| Presque Isle | 25 | 8 | 14 | 2 | 1 | | | | | | |
| Roscommon | 42 | 12 | 27 | 3 | | | | | | | |
| Saginaw | 824 | 283 | 445 | 54 | 27 | 15 | | 2 | 1 | | |
| St. Clair | 328 | 96 | 210 | 15 | 4 | 3 | 1 | 2 | | | |
| St. Joseph | 93 | 33 | 50 | 5 | 3 | 2 | | | | | |
| Sanilac | 101 | 35 | 63 | 2 | | 1 | | | | | |
| Shiawassee | 426 | 112 | 202 | 83 | 21 | 8 | 2 | 5 | 7 | 2 | |
| Tuscola | 159 | 64 | 83 | 7 | 4 | 1 | | | 1 | | |
| Van Buren | 129 | 60 | 53 | 9 | 4 | 3 | | | 1 | | |
| Washtenaw | 845 | 311 | 374 | 52 | 29 | 79 | 2 | 1 | | | |
| Wayne | 6023 | 2507 | 3005 | 254 | 83 | 174 | 11 | 12 | 8 | 2 | |
| Wexford | 50 | 18 | 27 | 4 | 1 | | | | | | |
| <i>Total</i> | <i>33353</i> | <i>11782</i> | <i>16671</i> | <i>2999</i> | <i>1051</i> | <i>850</i> | <i>54</i> | <i>210</i> | <i>147</i> | <i>26</i> | |
| TOTAL COUNTIES | 33860 | 11955 | 16903 | 3041 | 1077 | 884 | 57 | 210 | 149 | 26 | |
| <u>STATES (EXCLUDING MICHIGAN)</u> | | | | | | | | | | | |
| <i>NEW ENGLAND</i> | | | | | | | | | | | |
| Connecticut | 159 | 67 | 61 | 13 | 15 | 3 | 1 | | | | |
| Maine | 32 | 10 | 8 | 10 | 3 | 1 | | | | | |
| Massachusetts | 203 | 64 | 62 | 43 | 27 | 7 | | 2 | 1 | | |
| New Hampshire | 33 | 9 | 11 | 10 | 3 | | | | | | |
| Rhode Island | 27 | 7 | 7 | 7 | 4 | 2 | | | | 1 | |
| Vermont | 19 | 3 | 8 | 4 | 4 | | | | | | |
| <i>Total</i> | <i>473</i> | <i>160</i> | <i>157</i> | <i>87</i> | <i>56</i> | <i>13</i> | <i>1</i> | <i>2</i> | <i>1</i> | <i>1</i> | |
| <i>MIDEAST</i> | | | | | | | | | | | |
| Delaware | 22 | 6 | 5 | 5 | 6 | | | | | | |
| District of Columbia | 15 | 6 | 2 | 2 | 5 | | | | | | |
| Maryland | 92 | 21 | 36 | 18 | 15 | 2 | | | | | |
| New Jersey | 379 | 134 | 182 | 31 | 24 | 8 | 1 | 2 | | 1 | |
| New York | 773 | 232 | 302 | 121 | 100 | 18 | | 3 | | 1 | |
| Pennsylvania | 340 | 99 | 120 | 61 | 57 | 3 | 1 | 3 | 2 | | |
| <i>Total</i> | <i>1621</i> | <i>498</i> | <i>647</i> | <i>238</i> | <i>207</i> | <i>31</i> | <i>2</i> | <i>8</i> | <i>2</i> | <i>2</i> | |
| <i>GREAT LAKES</i> | | | | | | | | | | | |
| Illinois | 597 | 197 | 237 | 85 | 74 | 4 | 1 | 2 | 2 | | |
| Indiana | 154 | 49 | 50 | 29 | 26 | | 1 | 3 | | 1 | |
| Ohio | 489 | 150 | 192 | 76 | 66 | 5 | 3 | 3 | 5 | 2 | |
| Wisconsin | 147 | 33 | 45 | 30 | 35 | 4 | | 1 | | 1 | |
| <i>Total</i> | <i>1387</i> | <i>429</i> | <i>524</i> | <i>220</i> | <i>201</i> | <i>13</i> | <i>5</i> | <i>9</i> | <i>7</i> | <i>4</i> | |

| | TOTAL STUDENTS | | | | | | NEW STUDENTS | | | | |
|-----------------------|----------------|------------|------------|-----------|------------|----------------|---------------|----------------|----------|----------|----------------|
| | Total | Frsh- | Jr-Sr- | Mas. | Dr. | Grad. Prof. | UNDERGRADUATE | | GRADUATE | | Grad. Prof. |
| | | Soph. | Spec. | | | | F-T Total | Tsfr. Total | Mas. | Dr. | |
| <i>PLAINS</i> | | | | | | | | | | | |
| Iowa | 40 | 1 | 8 | 17 | 13 | 1 | | 1 | | 1 | |
| Kansas | 21 | 3 | 3 | 7 | 7 | 1 | | | | | 1 |
| Minnesota | 90 | 15 | 24 | 19 | 32 | | | 1 | | | |
| Missouri | 57 | 12 | 17 | 14 | 13 | 1 | | 1 | | | |
| Nebraska | 19 | 5 | 5 | 5 | 4 | | | | | | |
| North Dakota | 5 | | 2 | 1 | 2 | | | | | | |
| South Dakota | 12 | 2 | 4 | 5 | 1 | | 1 | | | | |
| <i>Total</i> | <i>244</i> | <i>38</i> | <i>63</i> | <i>68</i> | <i>72</i> | <i>3</i> | <i>1</i> | <i>3</i> | <i>1</i> | <i>1</i> | |
| <i>SOUTHEAST</i> | | | | | | | | | | | |
| Alabama | 22 | 10 | 3 | 3 | 5 | 1 | | | | | |
| Arkansas | 12 | 2 | 5 | 5 | | | | | | | |
| Florida | 100 | 23 | 29 | 26 | 18 | 4 | 1 | 2 | | | |
| Georgia | 28 | 6 | 6 | 5 | 10 | 1 | | | | | |
| Kentucky | 38 | 9 | 15 | 4 | 10 | | | 1 | | | |
| Louisiana | 19 | 5 | 5 | 3 | 4 | 2 | | | | | 1 |
| Mississippi | 14 | 5 | 7 | | 2 | | | | | | |
| North Carolina | 37 | 7 | 7 | 7 | 16 | | 1 | | | | |
| South Carolina | 20 | 6 | 4 | 2 | 8 | | | | | | |
| Tennessee | 25 | 5 | 9 | 4 | 6 | 1 | 1 | | | | |
| Virginia | 78 | 21 | 32 | 10 | 15 | | 1 | 1 | | | 1 |
| West Virginia | 27 | 6 | 7 | 6 | 8 | | | | | | |
| <i>Total</i> | <i>420</i> | <i>105</i> | <i>129</i> | <i>75</i> | <i>102</i> | <i>9</i> | <i>4</i> | <i>4</i> | | | <i>2</i> |
| <i>SOUTHWEST</i> | | | | | | | | | | | |
| Arizona | 33 | 1 | 9 | 4 | 17 | 2 | | 1 | | | |
| New Mexico | 18 | 1 | 5 | 3 | 8 | 1 | | | | 1 | |
| Oklahoma | 17 | 1 | 3 | 6 | 7 | | 1 | | | | |
| Texas | 80 | 11 | 22 | 13 | 29 | 5 | | 3 | | 2 | 2 |
| <i>Total</i> | <i>148</i> | <i>14</i> | <i>39</i> | <i>26</i> | <i>61</i> | <i>8</i> | <i>1</i> | <i>4</i> | | <i>3</i> | <i>2</i> |
| <i>ROCKY MOUNTAIN</i> | | | | | | | | | | | |
| Colorado | 31 | 4 | 9 | 6 | 7 | 5 | | | | | |
| Idaho | 19 | 2 | 2 | 7 | 7 | 1 | | | | 1 | |
| Montana | 13 | 1 | 3 | 6 | 3 | | | | | | |
| Utah | 18 | | 1 | 9 | 7 | 1 | | | | | |
| Wyoming | 5 | 1 | 1 | 1 | 2 | | | | | | |
| <i>Total</i> | <i>86</i> | <i>8</i> | <i>16</i> | <i>29</i> | <i>26</i> | <i>7</i> | | | | <i>1</i> | |
| <i>FAR WEST</i> | | | | | | | | | | | |
| Alaska | 7 | | 3 | 2 | 2 | | | 1 | | | |
| California | 181 | 23 | 43 | 37 | 51 | 27 | | 2 | | | 2 |
| Hawaii | 20 | 6 | 8 | 4 | 2 | | | | | | |
| Nevada | 7 | 2 | 4 | | 1 | | | | | | |
| Oregon | 34 | 4 | 6 | 5 | 19 | | | | | | |
| Washington | 30 | 3 | 6 | 11 | 9 | 1 | | | | 1 | |
| <i>Total</i> | <i>279</i> | <i>38</i> | <i>70</i> | <i>59</i> | <i>84</i> | <i>28</i> | | <i>3</i> | | <i>1</i> | <i>2</i> |

| | TOTAL STUDENTS | | | | | | NEW STUDENTS | | | | |
|-----------------------------------|----------------|-----------|-----------|-----------|-----------|-------------|---------------|----------|----------|----------|-------------|
| | Total | Frsh- | Jr-Sr- | Mas. | Dr. | Grad. Prof. | UNDERGRADUATE | | GRADUATE | | Grad. Prof. |
| | | Soph. | Spec. | | | | F-T | Tsfr. | Mas. | Dr. | |
| <i>UNCLASSIFIED</i> | | | | | | | | | | | |
| U.S. Citizens Abroad | 53 | 12 | 21 | 10 | 10 | | | 2 | 2 | | |
| Mich. Immigrant Visas | 37 | 4 | 6 | 6 | 20 | 1 | | 1 | | 1 | |
| <i>Total</i> | <i>90</i> | <i>16</i> | <i>27</i> | <i>16</i> | <i>30</i> | <i>1</i> | | <i>3</i> | | <i>2</i> | <i>1</i> |
| TOTAL OTHER STATES | 4748 | 1306 | 1672 | 818 | 839 | 113 | 14 | 36 | 18 | 15 | |
| U.S. POSSESSIONS | | | | | | | | | | | |
| Canal Zone | 1 | | 1 | | | | | | | | |
| Puerto Rico | 25 | 4 | 11 | 2 | 7 | 1 | 1 | | | | |
| Virgin Islands | 10 | 6 | 4 | | | | | | | | |
| TOTAL POSSESSIONS | 36 | 10 | 16 | 2 | 7 | 1 | 1 | | | | |
| FOREIGN COUNTRIES | | | | | | | | | | | |
| <i>NORTH AMERICA</i> | | | | | | | | | | | |
| Canada | 55 | 6 | 9 | 13 | 27 | | | 1 | | | |
| Central America ¹ | | | | | | | | | | | |
| Belize | 1 | | | 1 | | | | | | | |
| Costa Rica | 3 | | | 2 | 1 | | | | | | |
| El Salvador | 6 | 5 | 1 | | | | | | | | |
| Guatemala | 1 | | | | 1 | | | | | | |
| Nicaragua | 3 | | 1 | 2 | | | | | | | |
| Mexico ² | 13 | | 1 | 8 | 4 | | 1 | | | | |
| West Indies ³ | | | | | | | | | | | |
| Jamaica | 5 | | | 2 | 3 | | | | | 1 | |
| Trinidad & Tobago | 1 | | | | 1 | | | | | | |
| <i>Total</i> | <i>88</i> | <i>11</i> | <i>12</i> | <i>28</i> | <i>37</i> | | <i>1</i> | <i>1</i> | | <i>1</i> | |
| <i>SOUTH AMERICA</i> ⁴ | | | | | | | | | | | |
| Argentina | 1 | 1 | | | | | | | | | |
| Bolivia | 1 | | | 1 | | | | | | | |
| Brazil | 73 | | 1 | 41 | 31 | | 1 | | 4 | 1 | |
| Chile | 5 | | | 4 | 1 | | | | 1 | | |
| Colombia | 8 | | 2 | 3 | 3 | | | | | | |
| Ecuador | 1 | | | 1 | | | | | | | |
| Peru | 1 | | | | 1 | | | | | | |
| Uruguay | 7 | | | 7 | | | | | | 1 | |
| Venezuela | 38 | | 17 | 17 | 4 | | 5 | | 1 | | |
| <i>Total</i> | <i>135</i> | <i>1</i> | <i>20</i> | <i>74</i> | <i>40</i> | | <i>6</i> | | <i>7</i> | <i>1</i> | |

- Notes: 1) Latin America - Central
2) Latin America - Mexico
3) Latin America - Caribbean
4) Latin America - South

| | TOTAL STUDENTS | | | | | | NEW STUDENTS | | | | |
|---------------------|----------------|----------|-----------|-----------|-----------|----------------|---------------|----------|----------|----------|----------------|
| | Total | Frsh- | Jr-Sr- | Mas. | Dr. | Grad. Prof. | UNDERGRADUATE | | GRADUATE | | Grad. Prof. |
| | | Soph. | Spec. | | | | F-T | Tsfr. | Mas. | Dr. | |
| <i>EUROPE</i> | | | | | | | | | | | |
| Denmark | 2 | | 1 | 1 | | | | | | | |
| Finland | 2 | | 2 | | | | | | | | |
| France | 4 | | | 2 | 2 | | | | | | |
| Germany, West | 5 | | 2 | 2 | 1 | | | | | | |
| Greece | 9 | 1 | 1 | 2 | 5 | | | | | | |
| Ireland | 1 | | | 1 | | | | | | | |
| Luxembourg | 1 | | | | 1 | | | | | | |
| Netherlands | 12 | 2 | 1 | 4 | 5 | | | | | | |
| Northern Ireland | 1 | | 1 | | | | | | | | |
| Poland | 1 | | | 1 | | | | | | | |
| Russia | 1 | | | 1 | | | | | | 1 | |
| Spain | 4 | | | 2 | 2 | | | | | | |
| Sweden | 2 | | | 2 | | | | | | | |
| Switzerland | 2 | | | 1 | 1 | | | | | | |
| United Kingdom | | | | | | | | | | | |
| England | 16 | | 8 | | 8 | | | | | | |
| <i>Total</i> | <i>63</i> | <i>3</i> | <i>16</i> | <i>19</i> | <i>25</i> | | | | | <i>1</i> | |
| <i>AFRICA</i> | | | | | | | | | | | |
| Algeria | 3 | | | 2 | 1 | | | | | | |
| Arab Rep. of Egypt | 10 | | | 2 | 8 | | | | | | |
| Ethiopia | 8 | | 2 | 1 | 5 | | | | | | |
| Ghana | 10 | | | 4 | 6 | | | | | | 1 |
| Ivory Coast | 5 | | 3 | 2 | | | | | | | |
| Kenya | 8 | | 4 | | 4 | | | | | | |
| Liberia | 1 | 1 | | | | | 1 | | | | |
| Libya | 31 | 2 | 4 | 18 | 7 | | 1 | | | | |
| Malawi | 2 | | | 2 | | | | | | | |
| Niger | 1 | 1 | | | | | | 1 | | | |
| Nigeria | 59 | 2 | 12 | 28 | 16 | 1 | 1 | | 1 | 2 | |
| Rhodesia | 1 | | | 1 | | | | | | | |
| Senegal | 2 | | | 2 | | | | | | | |
| Sierra Leone | 5 | | | 2 | 3 | | | | | | |
| Somali Republic | 1 | | | 1 | | | | | | | |
| So. Africa, Rep. of | 4 | | | 2 | 2 | | | | | | |
| Sudan | 4 | | | | 4 | | | | | | 2 |
| Tanzania | 5 | | | 3 | 2 | | | | 1 | | |
| Uganda | 6 | | 1 | | 5 | | | | | | 1 |
| Upper Volta | 1 | | | 1 | | | | | 1 | | |
| Zaire | 2 | | | 1 | 1 | | | | | | |
| Zambia | 3 | | | 2 | 1 | | | | | | |
| <i>Total</i> | <i>172</i> | <i>6</i> | <i>26</i> | <i>74</i> | <i>65</i> | <i>1</i> | <i>3</i> | <i>1</i> | <i>3</i> | <i>6</i> | |

MICHIGAN STATE UNIVERSITY
Office of the Registrar
Evaluation & Research

GEOGRAPHICAL DISTRIBUTION OF STUDENTS
East Lansing Campus

Spring 1978

| | TOTAL STUDENTS | | | | | NEW STUDENTS | | | |
|--------------------------|----------------|-----------|------------|-------------|------------|---------------|-----------|------------|------------|
| | Total | Frsh- | Jr-Sr- | Mas. | Dr. | UNDERGRADUATE | | GRADUATE | |
| | | Soph. | Spec. | | | F-T | Tsfr. | Mas. | Dr. |
| SUMMARY | | | | | | | | | |
| Total Michigan | 2519 | 40 | 248 | 1927 | 304 | 19 | 13 | 332 | 89 |
| Other States | 315 | 13 | 25 | 222 | 55 | 7 | 1 | 58 | 16 |
| U.S. Possessions | | | | | | | | | |
| Foreign Countries | 59 | 1 | 12 | 36 | 10 | 5 | 2 | 13 | 4 |
| <i>Total</i> | <i>2893</i> | <i>54</i> | <i>285</i> | <i>2185</i> | <i>369</i> | <i>31</i> | <i>16</i> | <i>403</i> | <i>109</i> |
| MICHIGAN COUNTIES | | | | | | | | | |
| <i>UPPER PENINSULA</i> | | | | | | | | | |
| Alger | | | | | | | | | |
| Baraga | 1 | | | | 1 | | | | |
| Chippewa | 4 | | | | 2 | | | | 2 |
| Delta | 3 | | 1 | | 1 | | | | 1 |
| Dickinson | | | | | | | | | |
| Gogebic | | | | | | | | | |
| Houghton | 1 | | 1 | | | | | | |
| Iron | | | | | | | | | |
| Keweenaw | | | | | | | | | |
| Luce | 1 | | | | | | | | 1 |
| Mackinac | 1 | | | | | | | | 1 |
| Marquette | | | | | | | | | |
| Menominee | | | | | | | | | |
| Ontonagon | | | | | | | | | |
| Schoolcraft | | | | | | | | | |
| <i>Total</i> | <i>11</i> | | <i>2</i> | | <i>4</i> | | | | <i>5</i> |
| <i>LOWER PENINSULA</i> | | | | | | | | | |
| Alcona | 5 | | 1 | | 3 | | | | 1 |
| Allegan | 16 | | 3 | | 7 | | | | 2 |
| Alpena | 14 | | | | 10 | | | | 4 |
| Antrim | 10 | | | | 9 | | | | 1 |
| Arenac | 2 | | 1 | | 1 | | 1 | | |
| Barry | 12 | | 1 | | 11 | | | | 2 |
| Bay | 20 | 1 | 1 | | 17 | | | | 3 |
| Benzie | 10 | | 2 | | 8 | | 1 | | 1 |
| Berrien | 129 | | 7 | | 105 | | 2 | 1 | 14 |
| Branch | 11 | | 1 | | 8 | | | | 2 |

| | TOTAL STUDENTS | | | | | NEW STUDENTS | | | |
|----------------|----------------|-------|--------|------|-----|---------------|-------|----------|-----|
| | Total | Frsh- | Jr-Sr- | Mas. | Dr. | UNDERGRADUATE | | GRADUATE | |
| | | Soph. | Spec. | | | F-T | Tsfr. | Mas. | Dr. |
| Calhoun | 83 | 1 | 3 | 71 | 8 | 1 | | 10 | 1 |
| Cass | 12 | | 1 | 6 | 5 | | | 1 | |
| Charlevoix | 6 | | 1 | 5 | | | | 1 | |
| Cheboygan | 11 | | 1 | 7 | 3 | 1 | | 2 | |
| Clare | 2 | | 1 | 1 | | | | | |
| Clinton | 32 | 1 | 3 | 27 | 1 | | | 5 | |
| Crawford | 3 | | 1 | 2 | | | | | |
| Eaton | 24 | | 2 | 18 | 4 | | | 1 | |
| Emmet | 12 | | 2 | 10 | | | 1 | 3 | |
| Genesee | 140 | 2 | 14 | 100 | 24 | 1 | 1 | 26 | 13 |
| Gladwin | | | | | | | | | |
| Grand Traverse | 61 | | 3 | 57 | 1 | | | 17 | 1 |
| Gratiot | 9 | | 2 | 6 | 1 | | | 2 | |
| Hillsdale | 35 | | | 35 | | | | 3 | |
| Huron | 8 | | | 7 | 1 | | | 2 | |
| Ingham | 202 | 2 | 43 | 138 | 19 | 5 | 2 | 17 | 1 |
| Ionia | 16 | | 6 | 10 | | | | 3 | |
| Iosco | 2 | | 2 | | | | | | |
| Isabella | 2 | | 2 | | | | | | |
| Jackson | 100 | 2 | 5 | 82 | 11 | | | 16 | 2 |
| Kalamazoo | 44 | | 1 | 31 | 12 | | | 17 | 7 |
| Kalkaska | 4 | | | 4 | | | | 2 | |
| Kent | 399 | 1 | 15 | 357 | 26 | 1 | | 40 | 3 |
| Lake | 4 | | | 4 | | | | 4 | |
| Lapeer | 17 | 1 | | 15 | 1 | | | 2 | |
| Leelanau | 7 | | | 6 | 1 | | | 3 | |
| Lenawee | 17 | 1 | 2 | 11 | 3 | | | 2 | |
| Livingston | 23 | 1 | 5 | 11 | 6 | 1 | | 2 | |
| Macomb | 85 | 2 | 12 | 65 | 6 | 1 | | 10 | 2 |
| Manistee | 15 | | 3 | 11 | 1 | | 1 | 7 | |
| Mason | 10 | | 2 | 7 | 1 | | 1 | 3 | 1 |
| Mecosta | 5 | | | 5 | | | | | |
| Midland | 23 | 1 | 1 | 14 | 7 | | | 1 | 4 |
| Missaukee | | | | | | | | | |
| Monroe | 3 | | 1 | 2 | | | | | |
| Montcalm | 12 | | 1 | 11 | | | | 1 | |
| Montmorency | 3 | | 1 | 2 | | | | | |
| Muskegon | 24 | 1 | 2 | 19 | 2 | | | 2 | |
| Newaygo | 11 | | 1 | 7 | 3 | | | 1 | 2 |
| Oakland | 328 | 10 | 33 | 231 | 54 | 1 | | 41 | 17 |

| | TOTAL STUDENTS | | | | | NEW STUDENTS | | | |
|-----------------------------|----------------|-----------|------------|-------------|------------|---------------|-----------|------------|-----------|
| | Total | Frsh- | Jr-Sr- | Mas. | Dr. | UNDERGRADUATE | | GRADUATE | |
| | | Soph. | Spec. | | | F-T | Tsfr. | Mas. | Dr. |
| Oceana | 3 | | | 3 | | | | | |
| Ogemaw | 2 | | | 2 | | | | | |
| Osceola | 1 | | | 1 | | | | 1 | |
| Oscoda | 1 | 1 | | | | | | | |
| Otsego | 1 | | | 1 | | | | | |
| Ottawa | 74 | 1 | 2 | 58 | 13 | | | 6 | 2 |
| Presque Isle | 3 | | | 3 | | | | | |
| Roscommon | | | | | | | | | |
| Saginaw | 56 | | 6 | 45 | 5 | | | 6 | |
| St. Clair | 63 | 1 | 2 | 55 | 5 | 1 | | 4 | 3 |
| St. Joseph | 5 | | 1 | 4 | | | | | |
| Sanilac | 6 | | 3 | 3 | | | | | |
| Shiawassee | 53 | 2 | 14 | 34 | 3 | | 5 | 7 | 1 |
| Tuscola | 6 | 1 | 1 | 4 | | | | 2 | |
| Van Buren | 15 | 1 | 2 | 6 | 6 | | | 2 | 1 |
| Washtenaw | 20 | | 6 | 9 | 5 | 1 | | 2 | 4 |
| Wayne | 174 | 6 | 20 | 119 | 29 | 1 | 1 | 26 | 13 |
| Wexford | 2 | | | 2 | | | | 1 | |
| <i>Total</i> | <i>2508</i> | <i>40</i> | <i>246</i> | <i>1923</i> | <i>299</i> | <i>19</i> | <i>13</i> | <i>332</i> | <i>88</i> |
| TOTAL COUNTIES | 2519 | 40 | 248 | 1927 | 304 | 19 | 13 | 332 | 89 |
| STATES (EXCLUDING MICHIGAN) | | | | | | | | | |
| <i>NEW ENGLAND</i> | | | | | | | | | |
| Connecticut | 3 | 1 | | 1 | 1 | | | | |
| Maine | 3 | | | 2 | 1 | | | | |
| Massachusetts | 7 | | | 6 | 1 | | | 1 | |
| New Hampshire | | | | | | | | | |
| Rhode Island | 2 | | | 2 | | | | 1 | |
| Vermont | | | | | | | | | |
| <i>Total</i> | <i>15</i> | <i>1</i> | | <i>11</i> | <i>3</i> | | | <i>2</i> | |
| <i>MIDEAST</i> | | | | | | | | | |
| Delaware | | | | | | | | | |
| District of Columbia | | | | | | | | | |
| Maryland | 4 | | 1 | 3 | | | | 3 | |
| New Jersey | 7 | 1 | 1 | 3 | 2 | | | 2 | 1 |
| New York | 22 | 5 | 4 | 12 | 1 | 1 | | 3 | |
| Pennsylvania | 12 | | 1 | 9 | 2 | 1 | | 2 | 1 |
| <i>Total</i> | <i>45</i> | <i>6</i> | <i>7</i> | <i>27</i> | <i>5</i> | <i>2</i> | | <i>10</i> | <i>2</i> |
| <i>GREAT LAKES</i> | | | | | | | | | |
| Illinois | 16 | 2 | 5 | 5 | 4 | 2 | | 2 | 1 |
| Indiana | 11 | 1 | 2 | 7 | 1 | | | 3 | |
| Ohio | 16 | 1 | 5 | 7 | 3 | 1 | 1 | 2 | |
| Wisconsin | 4 | | | 2 | 2 | | | | |
| <i>Total</i> | <i>47</i> | <i>4</i> | <i>12</i> | <i>21</i> | <i>10</i> | <i>3</i> | <i>1</i> | <i>7</i> | <i>1</i> |

| | TOTAL STUDENTS | | | | | NEW STUDENTS | | | |
|-----------------------|----------------|----------------|-----------------|-----------|-----------|-------------------------------|----------------|------------------|----------|
| | Total | Frsh- Soph. | Jr-Sr- Spec. | Mas. | Dr. | UNDERGRADUATE F-T Total | Tsfr. Total | GRADUATE Mas. | Dr. |
| <i>PLAINS</i> | | | | | | | | | |
| Iowa | 2 | | | 2 | | | | 1 | |
| Kansas | 3 | | | 2 | 1 | | | | 1 |
| Minnesota | 7 | | | 7 | | | | 1 | |
| Missouri | 6 | | | 5 | 1 | | | 2 | |
| Nebraska | 1 | | | 1 | | | | | |
| North Dakota | 2 | | | 1 | 1 | | | | 1 |
| South Dakota | 1 | | | 1 | | | | | |
| <i>Total</i> | <i>22</i> | | | <i>19</i> | <i>3</i> | | | <i>4</i> | <i>2</i> |
| <i>SOUTHEAST</i> | | | | | | | | | |
| Alabama | 1 | | | 1 | | | | | |
| Arkansas | 2 | | | 2 | | | | | |
| Florida | 15 | 1 | 1 | 10 | 3 | | | 4 | 1 |
| Georgia | 8 | | | 8 | | | | 2 | |
| Kentucky | 2 | | | 1 | 1 | | | | |
| Louisiana | 2 | | | 2 | | | | 2 | |
| Mississippi | 1 | | | 1 | | | | 1 | |
| North Carolina | 6 | | | 4 | 2 | | | 1 | 1 |
| South Carolina | 2 | | | 2 | | | | | |
| Tennessee | 5 | | | 4 | 1 | | | | 1 |
| Virginia | 4 | | | 4 | | | | 2 | |
| West Virginia | 1 | | 1 | | | | | | |
| <i>Total</i> | <i>49</i> | <i>1</i> | <i>2</i> | <i>39</i> | <i>7</i> | | | <i>12</i> | <i>3</i> |
| <i>SOUTHWEST</i> | | | | | | | | | |
| Arizona | 2 | | | 1 | 1 | | | | 1 |
| New Mexico | | | | | | | | | |
| Oklahoma | 2 | | | 2 | | | | 1 | |
| Texas | 17 | | | 13 | 4 | | | | 1 |
| <i>Total</i> | <i>21</i> | | | <i>16</i> | <i>5</i> | | | <i>1</i> | <i>2</i> |
| <i>ROCKY MOUNTAIN</i> | | | | | | | | | |
| Colorado | 1 | | | 1 | | | | | |
| Idaho | | | | | | | | | |
| Montana | 1 | | | 1 | | | | | |
| Utah | 1 | | | 1 | | | | 1 | |
| Wyoming | 1 | | | 1 | | | | | |
| <i>Total</i> | <i>4</i> | | | <i>4</i> | | | | <i>1</i> | |
| <i>FAR WEST</i> | | | | | | | | | |
| Alaska | | | | | | | | | |
| California | 39 | | 1 | 33 | 5 | 1 | | 7 | 2 |
| Hawaii | 4 | | 1 | 2 | 1 | | | | |
| Nevada | | | | | | | | | |
| Oregon | 1 | | | 1 | | | | | |
| Washington | 11 | | | 7 | 4 | | | | |
| <i>Total</i> | <i>55</i> | | <i>2</i> | <i>43</i> | <i>10</i> | <i>1</i> | | <i>7</i> | <i>2</i> |

MICHIGAN STATE UNIVERSITY
Office of the Registrar
Evaluation & Research

STUDENTS ENROLLED IN CREDIT PROGRAMS
UNIVERSITY COLLEGE
East Lansing Campus

Spring 1978

| <u>COLLEGE</u> | <u>TOTAL</u> | | <u>UNDERGRADUATE</u> | | | | |
|------------------------|--------------|-------------|----------------------|--------------|--------------|--------------|-------------|
| | <u>Total</u> | <u>Men</u> | <u>Frsh.</u> | <u>Soph.</u> | <u>Spec.</u> | <u>Total</u> | <u>Men</u> |
| Agr. & Nat. Resources | 750 | 442 | 304 | 445 | 1 | 750 | 442 |
| Arts & Letters | 646 | 226 | 314 | 332 | | 646 | 226 |
| Business | 2167 | 1286 | 1034 | 1133 | | 2167 | 1286 |
| Comm. Arts & Sciences | 746 | 299 | 332 | 414 | | 746 | 299 |
| Education | 502 | 79 | 189 | 313 | | 502 | 79 |
| Engineering | 1155 | 942 | 590 | 564 | 1 | 1155 | 942 |
| Human Ecology | 510 | 10 | 189 | 320 | 1 | 510 | 10 |
| Human Medicine | 206 | 52 | 82 | 124 | | 206 | 52 |
| Natural Science | 1412 | 657 | 754 | 655 | 3 | 1412 | 657 |
| Social Science | 997 | 421 | 405 | 590 | 2 | 997 | 421 |
| Urban Development | 20 | 7 | 5 | 15 | | 20 | 7 |
| Veterinary Medicine | 608 | 258 | 384 | 224 | | 608 | 258 |
| No Preference | 2422 | 1003 | 1570 | 852 | | 2422 | 1003 |
| TOTAL CAMPUS | 12141 | 5682 | 6152 | 5981 | 8 | 12141 | 5682 |
| <u>ADDITIONAL DATA</u> | | | | | | | |
| Women | 6459 | | 3369 | 3088 | 2 | 6459 | |
| Men | 5682 | | 2783 | 2893 | 6 | 5682 | |

MICHIGAN STATE UNIVERSITY
Office of the Registrar
Evaluation & Research

TEACHING CERTIFICATE CANDIDATES
East Lansing Campus

Spring 1978

| COLLEGE | TOTAL UNDERGRADUATES ENROLLED | | TEACHING CERTIFICATE CANDIDATES | | | | | | PERCENT CANDIDATES TO TOTAL UNDERGRADUATES ¹ | | | | |
|------------------------------------|-------------------------------|--------------|---------------------------------|--------------|------------|-----------------|------------|-------------|---|------------|-------------|------------|-------------|
| | Total | Women | Total | Frsh.--Soph. | | Jr.--Sr.--Spec. | | Total | Frsh. Jr.Sr. | Cand. | Soph. Spec. | | |
| | | | | Women | Men | Women | Men | | | | | Women | Men |
| Agr. & Nat. Resources ² | 2981 | 1121 | 204 | 100 | 104 | 45 | 23 | 159 | 77 | 82 | 6.8 | 1.5 | 5.3 |
| Arts & Letters | 2125 | 1286 | 548 | 357 | 191 | 141 | 89 | 407 | 268 | 139 | 25.8 | 6.6 | 19.2 |
| Lyman Briggs | 734 | 253 | 26 | 9 | 17 | 15 | 5 | 11 | 4 | 7 | 3.5 | 2.0 | 1.5 |
| Business | 5028 | 1810 | 52 | 32 | 20 | 14 | 8 | 38 | 24 | 14 | 1.0 | .2 | .8 |
| Comm. Arts & Sciences | 2315 | 1297 | 229 | 205 | 24 | 57 | 52 | 172 | 153 | 19 | 9.9 | 2.5 | 7.4 |
| Education | 2112 | 1653 | 1671 | 1323 | 348 | 470 | 398 | 1201 | 925 | 276 | 79.1 | 22.2 | 56.9 |
| Engineering | 2726 | 445 | 323 | 317 | 6 | 97 | 97 | 226 | 220 | 6 | 17.6 | 5.3 | 12.3 |
| Human Ecology | 1837 | 1745 | 92 | | | | | | | | | | |
| Human Medicine | 669 | 479 | 190 | | | | | | | | | | |
| James Madison | 567 | 253 | 9 | 3 | 6 | 5 | 2 | 4 | 1 | 3 | 1.6 | .9 | .7 |
| Justin Morrill | 242 | 129 | 11 | 9 | 2 | 1 | 1 | 10 | 8 | 2 | 4.5 | .4 | 4.1 |
| Natural Science | 3402 | 1603 | 155 | 82 | 73 | 31 | 22 | 124 | 60 | 64 | 4.6 | .9 | 3.7 |
| Social Science | 3786 | 1849 | 64 | 29 | 35 | 7 | 3 | 57 | 26 | 31 | 1.7 | .2 | 1.5 |
| Urban Development | 144 | 91 | | | | | | | | | | | |
| Veterinary Medicine | 614 | 352 | | | | | | | | | | | |
| No Preference | 2423 | 1419 | | | | | | | | | | | |
| Unclassified | 66 | 32 | | | | | | | | | | | |
| TOTAL CAMPUS | 31771 | 15817 | 3292 | 2466 | 826 | 883 | 700 | 2409 | 1766 | 643 | 10.4 | 2.8 | 7.6 |
| <i>Additional Data:</i> | <i>15817</i> | | <i>2466</i> | | | <i>700</i> | | <i>1766</i> | | | <i>15.6</i> | <i>4.4</i> | <i>11.2</i> |
| <i>Women</i> | <i>15954</i> | | <i>826</i> | | | <i>183</i> | | <i>643</i> | | | <i>5.2</i> | <i>1.1</i> | <i>4.1</i> |

Notes: 1) Percent of the total undergraduate students enrolled in the college.

2) College totals exclude students enrolled in the Institute of Agricultural Technology & English Language Center Program.

MICHIGAN STATE UNIVERSITY
Office of the Registrar
Evaluation & Research

STUDENT CREDIT HOURS
East Lansing Campus

Spring 1978

| COLLEGE | Total Credit Hours | CLASS OF STUDENT ATTENDING COURSE | | | | | | | | | | GRAD. PROF. | Total Course Enr'l |
|------------------------|--------------------------|-----------------------------------|-------|--------|--------|-------|----------|-------|-------|-------|-------|----------------|--------------------------|
| | | UNDERGRADUATE | | | | | GRADUATE | | | | | | |
| | | Frsh. | Soph. | Jr. | Sr. | Spec. | Total | Mas. | Dr. | Total | | | |
| Agr. & Nat. Resources | 29617 | 4243 | 3039 | 7045 | 10772 | 204 | 25303 | 2633 | 1678 | 4311 | 3 | 8451 | |
| Arts & Letters | 51491 | 7630 | 9082 | 12913 | 15733 | 1744 | 47102 | 2917 | 1445 | 4362 | 27 | 15485 | |
| Lyman Briggs | 3859 | 2130 | 787 | 423 | 505 | 11 | 3856 | 1 | | 1 | 2 | 1168 | |
| Business | 63882 | 3571 | 9940 | 20992 | 22261 | 281 | 57045 | 5659 | 1167 | 6826 | 11 | 15931 | |
| Comm. Arts & Sciences | 19903 | 2340 | 2903 | 5822 | 6405 | 103 | 17573 | 1958 | 372 | 2330 | | 5772 | |
| Education | 37507 | 1437 | 2769 | 7301 | 13195 | 1166 | 25868 | 7138 | 4473 | 11611 | 28 | 13043 | |
| Engineering | 23170 | 2148 | 3295 | 6891 | 8535 | 185 | 21054 | 1429 | 687 | 2116 | | 7247 | |
| Human Ecology | 14613 | 1324 | 1794 | 4075 | 6209 | 101 | 13503 | 750 | 358 | 1108 | 2 | 4545 | |
| Human Medicine | 6095 | | | 199 | 176 | 14 | 389 | 77 | 96 | 173 | | 1499 | |
| James Madison | 3577 | 1482 | 724 | 800 | 571 | | 3577 | | | | | 900 | |
| Justin Morrill | 1207 | 62 | 266 | 310 | 560 | 5 | 1203 | | 4 | 4 | | 328 | |
| Natural Science | 78066 | 20311 | 15881 | 18125 | 16341 | 624 | 71282 | 3257 | 3519 | 6776 | 8 | 22139 | |
| Osteopathic Medicine | 5151 | | | | 11 | | 11 | 17 | 6 | 23 | | 1320 | |
| Social Science | 58424 | 10107 | 9671 | 14987 | 15715 | 284 | 50764 | 5414 | 2233 | 7647 | 13 | 16249 | |
| Urban Development | 2412 | 110 | 274 | 836 | 1102 | 29 | 2351 | 47 | 14 | 61 | | 594 | |
| Veterinary Medicine | 21714 | 1149 | 1655 | 3302 | 5104 | 284 | 11494 | 730 | 562 | 1292 | 8928 | 5874 | |
| University College | 74036 | 37162 | 24815 | 7471 | 4516 | 60 | 74024 | 4 | 8 | 12 | | 19982 | |
| All University Courses | 2137 | 429 | 368 | 505 | 738 | 16 | 2056 | 61 | 20 | 81 | | 884 | |
| <u>COURSE LEVEL</u> | | | | | | | | | | | | | |
| 001-099 | 5363 | 3276 | 323 | 173 | 88 | 1242 | 5102 | 241 | 20 | 261 | | 1314 | |
| 100-299 | 235292 | 88659 | 71235 | 43995 | 29222 | 1155 | 234266 | 684 | 302 | 986 | 40 | 69444 | |
| 300-499 | 193806 | 3675 | 15676 | 67484 | 97276 | 2241 | 186352 | 5918 | 1496 | 7414 | 40 | 53220 | |
| 500-699 | 19968 | | | 69 | 73 | 26 | 168 | 202 | 131 | 333 | | 5191 | |
| 800-999 | 42432 | 25 | 29 | 276 | 1790 | 447 | 2567 | 25047 | 14693 | 39740 | 125 | 12242 | |
| TOTAL CAMPUS | 496861 | 95635 | 87263 | 111997 | 128449 | 5111 | 428455 | 32092 | 16642 | 48734 | 19672 | 141411 | |

STUDENT CREDIT HOURS
Spring 1978 (Cont'd)

| AGRICULTURAL TECHNOLOGY ¹ | Total Credit Hours | CLASS OF STUDENT ATTENDING COURSE | | | | | | | | | | GRAD. PROF. | Total Course Enr'l | |
|--------------------------------------|--------------------------|-----------------------------------|------------|-----------|-----------|-----------|-------------|------|-----|-------|------|----------------|--------------------------|------------|
| | | UNDERGRADUATE | | | | | GRADUATE | | | | | | | |
| | | Frsh. | Soph. | Jr. | Sr. | Spec. | Total | Mas. | Dr. | Total | | | | |
| Agr. & Nat. Resources | 2300 | 2138 | 148 | 14 | | | | | | | 2300 | | | 243 |
| Veterinary Medicine | 510 | 480 | | 15 | 15 | 510 | | | | | | | | 102 |
| University College | 2 | 2 | | | | 2 | | | | | | | | 1 |
| <i>Total</i> | <i>2812</i> | <i>2620</i> | <i>148</i> | <i>14</i> | <i>15</i> | <i>15</i> | <i>2812</i> | | | | | | | <i>346</i> |

Note: 1) These totals are included in the college totals on the preceding page.

MICHIGAN STATE UNIVERSITY
Office of the Registrar
Evaluation & Research

STUDENT CREDIT HOURS
Regional Centers and Credit Extension

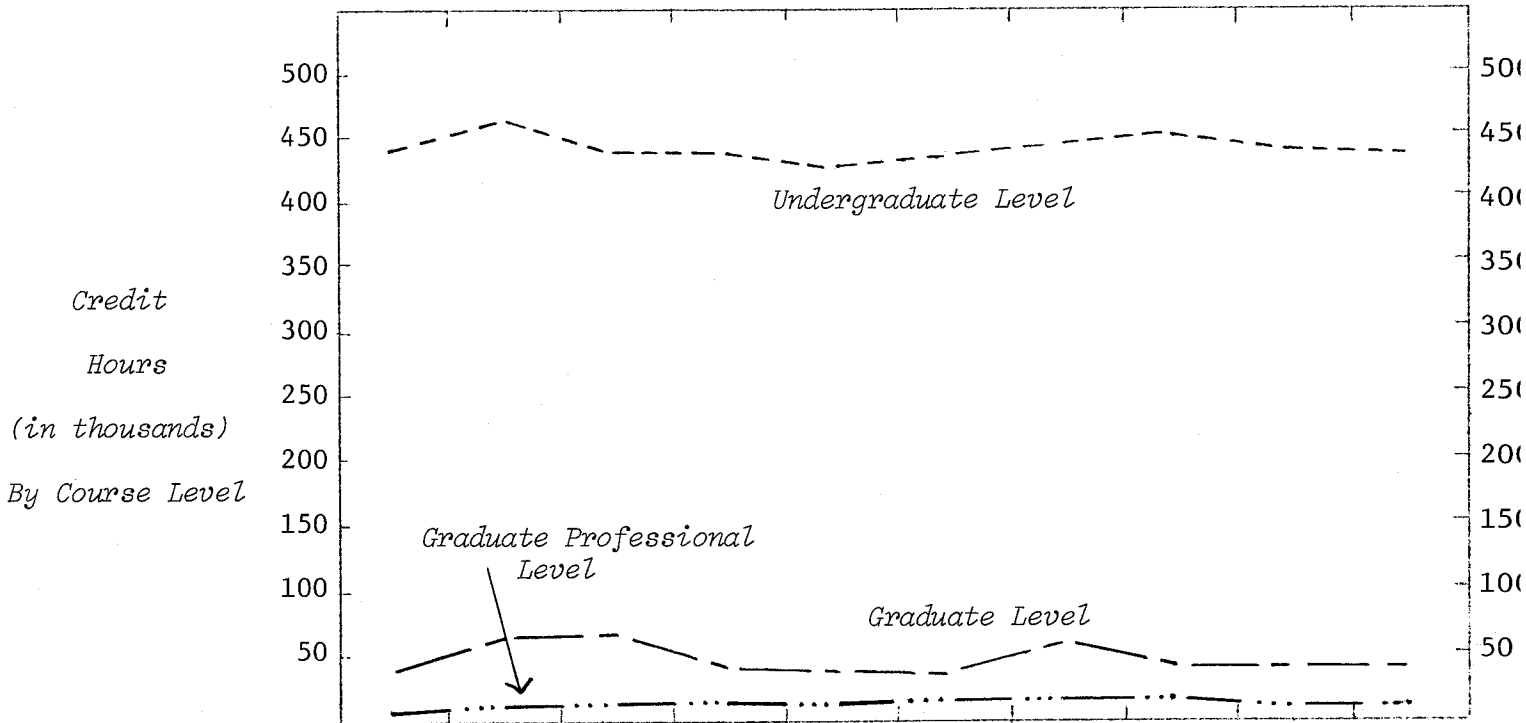
Spring 1978

| COLLEGE | Total Credit Hours | CLASS OF STUDENT ATTENDING COURSE | | | | | | GRADUATE | | Total Course Enr'l |
|-----------------------|--------------------------|-----------------------------------|-------|-----|------|-------|-------|----------|-------|--------------------------|
| | | Frsh. | Soph. | Jr. | Sr. | Spec. | Total | Mas. | Dr. | |
| Agr. & Nat. Resources | 1192 | 50 | 290 | 483 | 34 | 857 | 280 | 55 | 335 | 176 |
| Arts & Letters | 473 | 4 | 17 | 51 | 25 | 97 | 308 | 68 | 376 | 128 |
| Business | 96 | | | | 4 | 4 | 76 | 16 | 92 | 24 |
| Comm. Arts & Sciences | 157 | | 3 | 30 | 10 | 43 | 100 | 14 | 114 | 51 |
| Education | 9179 | 3 | | 27 | 414 | 444 | 7608 | 1127 | 8735 | 3083 |
| Engineering | 45 | | | | | | 36 | 9 | 45 | 15 |
| Human Ecology | 39 | | 3 | | 3 | 6 | 33 | | 33 | 13 |
| Human Medicine | 60 | | | | | | 36 | 24 | 60 | 20 |
| James Madison | 12 | 4 | 4 | 4 | | 12 | | | | 3 |
| Natural Science | 257 | | 9 | 31 | 9 | 49 | 179 | 29 | 208 | 79 |
| Osteopathic Medicine | 21 | | | | 3 | 3 | 15 | 3 | 18 | 7 |
| Social Science | 695 | 13 | 8 | 84 | 357 | 515 | 159 | 21 | 180 | 198 |
| University College | 1038 | 88 | 565 | 150 | 103 | 1019 | 19 | | 19 | 263 |
| <u>COURSE LEVEL</u> | | | | | | | | | | |
| 100-299 | 982 | 76 | 556 | 124 | 110 | 104 | 12 | | 12 | 245 |
| 300-499 | 2357 | 25 | 75 | 436 | 933 | 190 | 614 | 84 | 698 | 521 |
| 500-699 | 60 | | | | | | 36 | 24 | 60 | 20 |
| 800-999 | 9865 | 3 | | 43 | 374 | 420 | 8187 | 1258 | 9445 | 3274 |
| TOTAL OFF CAMPUS | 13264 | 101 | 634 | 560 | 1086 | 668 | 8849 | 1366 | 10215 | 4060 |

MICHIGAN STATE UNIVERSITY
Office of the Registrar
Evaluation & Research

TRENDGRAPH OF TERM CREDIT HOURS
East Lansing Campus

Spring Terms



| COLLEGE | 1969 | 1970 | 1971 | 1972 | 1973 | 1974 | 1975 | 1976 | 1977 | 1978 |
|------------------------------|--------|--------|--------|--------|--------|--------|--------|--------|--------|--------|
| Agr. & Nat. Resources | 17320 | 18870 | 18521 | 19677 | 24971 | 25946 | 27989 | 29477 | 31158 | 29617 |
| Arts & Letters | 74785 | 72123 | 71658 | 64613 | 61140 | 60539 | 59522 | 56774 | 53489 | 51491 |
| Lyman Briggs | 2279 | 2815 | 3180 | 4748 | 4863 | 5673 | 5016 | 4470 | 4097 | 3859 |
| Business | 46503 | 45788 | 45808 | 43098 | 45434 | 47195 | 54493 | 58719 | 59914 | 63882 |
| Comm. Arts & Sciences | 17113 | 17916 | 14534 | 14155 | 15926 | 16288 | 19191 | 18411 | 19057 | 19903 |
| Education | 58326 | 63675 | 60361 | 52691 | 48555 | 45278 | 48981 | 46446 | 41531 | 37507 |
| Engineering | 15820 | 16600 | 15575 | 17482 | 17653 | 19240 | 20975 | 21175 | 22333 | 23170 |
| Human Ecology | 11005 | 11714 | 12745 | 15193 | 15785 | 14337 | 15445 | 15644 | 16090 | 14613 |
| Human Medicine | 685 | 812 | 1002 | 1939 | 3028 | 4170 | 5260 | 5710 | 6089 | 6095 |
| James Madison | 2393 | 2925 | 3225 | 3444 | 3000 | 2770 | 2921 | 2690 | 2529 | 3577 |
| Justin Morrill | 6794 | 6785 | 7000 | 7352 | 6430 | 5270 | 3831 | 3137 | 2310 | 1207 |
| Natural Science | 69684 | 70792 | 69929 | 70511 | 70945 | 71169 | 83604 | 83448 | 78853 | 78066 |
| Osteopathic Medicine | | | 735 | 1316 | 2477 | 3047 | 4199 | 4567 | 5001 | 5151 |
| Social Science | 77033 | 79538 | 78938 | 87955 | 75835 | 70358 | 67083 | 65393 | 60500 | 58424 |
| Urban Development | | | | | | 2330 | 2477 | 2884 | 2527 | 2412 |
| Veterinary Medicine | 10487 | 10953 | 12302 | 13280 | 16969 | 18743 | 20472 | 20141 | 20675 | 21714 |
| University College | 82198 | 81996 | 71357 | 67912 | 69871 | 68620 | 69306 | 71272 | 70493 | 74036 |
| All University Courses | 3643 | 6930 | 6560 | 4875 | 4059 | 3286 | 3618 | 2967 | 2964 | 2137 |
| COURSE LEVEL | | | | | | | | | | |
| <i>Undergraduate</i> | 444078 | 453245 | 434021 | 432070 | 427232 | 429311 | 447420 | 449009 | 437267 | 434461 |
| <i>Graduate</i> | 46022 | 50583 | 52008 | 48858 | 47453 | 46938 | 50212 | 46932 | 43429 | 42432 |
| <i>Graduate Professional</i> | 5968 | 6404 | 7401 | 9313 | 12256 | 14010 | 16751 | 17384 | 18914 | 19968 |
| STUDENT LEVEL | | | | | | | | | | |
| <i>Undergraduate</i> | 432516 | 442274 | 425301 | 423657 | 419815 | 421461 | 438867 | 440824 | 430559 | 428455 |
| <i>Graduate</i> | 57397 | 61516 | 60613 | 56913 | 55117 | 54918 | 58933 | 55436 | 50479 | 48734 |
| <i>Graduate Professional</i> | 6155 | 6442 | 7516 | 9671 | 12009 | 13880 | 16583 | 17065 | 18572 | 19672 |
| EAST LANSING CAMPUS | 496068 | 510232 | 493430 | 490241 | 486941 | 490259 | 514383 | 513325 | 499610 | 496861 |
| <i>Percent Increase</i> | | 2.9 | -3.3 | -.6 | -.7 | .7 | 4.9 | -.2 | -2.7 | -.6 |
| <i>Index</i> | 100.0 | 102.9 | 99.5 | 98.8 | 98.2 | 98.8 | 103.7 | 103.5 | 100.7 | 100.2 |

MICHIGAN STATE UNIVERSITY
Office of the Registrar
Evaluation & Research

CREDIT HOURS¹
Regional Centers and Credit Extension

| | Spring Terms | | | | | | | | | |
|-------------------------|--------------|--------------|--------------|--------------|--------------|--------------|--------------|--------------|--------------|--------------|
| | <u>1969</u> | <u>1970</u> | <u>1971</u> | <u>1972</u> | <u>1973</u> | <u>1974</u> | <u>1975</u> | <u>1976</u> | <u>1977</u> | <u>1978</u> |
| <u>TEACHING COLLEGE</u> | | | | | | | | | | |
| Agr. & Nat. Resources | 96 | 77 | 172 | 267 | 308 | 339 | 427 | 510 | 1018 | 1192 |
| Arts & Letters | 669 | 889 | 594 | 631 | 255 | 380 | 223 | 674 | 282 | 473 |
| Business | 501 | 492 | 306 | 294 | 240 | 251 | 699 | 327 | 433 | 96 |
| Comm. Arts & Sciences | 33 | | 57 | 21 | 12 | 27 | 96 | 235 | 49 | 157 |
| Education | 7118 | 8847 | 9318 | 10057 | 8481 | 10658 | 11358 | 10121 | 9757 | 9179 |
| Engineering | 21 | 64 | 54 | 64 | 103 | 277 | 188 | 60 | 105 | 45 |
| Human Ecology | 45 | 133 | 303 | 357 | 290 | 203 | 165 | 136 | 87 | 39 |
| Human Medicine | | | | | | | 72 | 90 | 90 | 60 |
| James Madison | | | | | | | | | | 12 |
| Justin Morrill | 170 | 24 | | | | | | | 15 | |
| Natural Science | 705 | 921 | 847 | 435 | 442 | 367 | 612 | 480 | 270 | 257 |
| Osteopathic Medicine | | | | | | | 60 | 39 | 39 | 21 |
| Social Science | 1129 | 1777 | 1269 | 1193 | 1495 | 1412 | 1215 | 761 | 624 | 695 |
| Urban Development | | | | | | | | 64 | 149 | |
| Veterinary Medicine | | 54 | | | 174 | 195 | 219 | 39 | 151 | |
| University College | | 413 | | 624 | 888 | 1484 | 1365 | 1119 | 1405 | 1038 |
| All University Courses | | 42 | | | | 108 | | | | |
| <u>COURSE LEVEL</u> | | | | | | | | | | |
| Undergraduate | 3459 | 4946 | 3403 | 3804 | 4328 | 4715 | 4573 | 3990 | 4237 | 3339 |
| Master-Doctor | 7028 | 8787 | 9517 | 10139 | 8360 | 10986 | 11994 | 10536 | 10147 | 9865 |
| Graduate Professional | | | | | | | 132 | 129 | 90 | 60 |
| <u>STUDENT LEVEL</u> | | | | | | | | | | |
| Undergraduate | 1726 | 4708 | 4625 | 2303 | 2739 | 3062 | 2924 | 2300 | 3268 | 3049 |
| Master-Doctor | 8761 | 9025 | 8295 | 11640 | 9949 | 12639 | 13775 | 12355 | 11206 | 10215 |
| TOTAL OFF CAMPUS | 10487 | 13733 | 12920 | 13943 | 12688 | 15701 | 16699 | 14655 | 14474 | 13264 |
| <i>Percent Increase</i> | <i>31.0</i> | <i>-5.9</i> | <i>7.9</i> | <i>-9.0</i> | <i>23.7</i> | <i>6.4</i> | <i>-12.2</i> | <i>-1.2</i> | <i>-8.4</i> | |
| <i>Index</i> | <i>100.0</i> | <i>131.0</i> | <i>123.2</i> | <i>133.0</i> | <i>121.0</i> | <i>149.7</i> | <i>159.2</i> | <i>139.7</i> | <i>138.0</i> | <i>126.5</i> |

Note: 1) Credit hours are run and reported after grade updates are completed.

MICHIGAN STATE UNIVERSITY
Office of the Registrar
Evaluation & Research

TOTAL STUDENTS
COLLEGE OF AGRICULTURE AND NATURAL RESOURCES
East Lansing Campus

Spring 1978

| Curriculum & Major | TOTAL | | UNDERGRADUATE | | | | GRADUATE | | | | | | |
|--|-------------|-------------|---------------|------------|------------|-------------|-----------|-------------|-------------|------|-----|-------|-----|
| | Total | Men | Fresh. | Soph. | Jr. | Sr. | Spec. | Total | Men | Mas. | Dr. | Total | Men |
| <u>AGRICULTURE-UNDERGRADUATE</u> | | | | | | | | | | | | | |
| Agriculture & Nat. Resources-No Preference | 87 | 55 | 40 | 46 | 1 | | | 87 | 55 | | | | |
| Agribusiness & Nat. Resources Education | 61 | 44 | 7 | 9 | 18 | 27 | | 61 | 44 | | | | |
| Agricultural Biochemistry | 24 | 14 | 1 | 1 | 8 | 14 | | 24 | 14 | | | | |
| Agriculture & Nat. Resources Communications | 29 | 7 | 2 | 9 | 7 | 11 | | 29 | 7 | | | | |
| Animal Husbandry | 235 | 103 | 23 | 31 | 81 | 99 | 1 | 235 | 103 | | | | |
| Building Construction | 124 | 117 | 8 | 16 | 49 | 51 | | 124 | 117 | | | | |
| Crop & Soil Sciences | 202 | 154 | 10 | 27 | 71 | 92 | 2 | 202 | 154 | | | | |
| Dairy Science | 97 | 49 | 7 | 17 | 29 | 42 | 2 | 97 | 49 | | | | |
| Fisheries & Wildlife | 441 | 302 | 71 | 65 | 118 | 182 | 5 | 441 | 302 | | | | |
| Food Science | 54 | 29 | | 7 | 18 | 28 | 1 | 54 | 29 | | | | |
| Food Systems Economics & Management | 94 | 65 | 3 | 9 | 39 | 43 | | 94 | 65 | | | | |
| Forestry | 289 | 219 | 49 | 44 | 87 | 109 | | 289 | 219 | | | | |
| Horticulture | 402 | 175 | 40 | 61 | 125 | 175 | 1 | 402 | 175 | | | | |
| Packaging | 261 | 198 | 12 | 32 | 105 | 110 | 2 | 261 | 198 | | | | |
| Park & Recreation Resources | 185 | 118 | 10 | 26 | 63 | 85 | 1 | 185 | 118 | | | | |
| Physical Systems-Agr. & Nat. Resources | 39 | 35 | 4 | 10 | 15 | 10 | | 39 | 35 | | | | |
| Poultry Science | 15 | 9 | | 1 | 7 | 7 | | 15 | 9 | | | | |
| Public Affairs Management | 62 | 30 | | 10 | 25 | 27 | | 62 | 30 | | | | |
| Resource Development | 132 | 86 | 5 | 9 | 44 | 74 | | 132 | 86 | | | | |
| <i>Total</i> | <i>2833</i> | <i>1809</i> | <i>292</i> | <i>430</i> | <i>910</i> | <i>1186</i> | <i>15</i> | <i>2833</i> | <i>1809</i> | | | | |
| <u>NATURAL RESOURCES & ENVIRONMENTAL EDUCATION</u> | | | | | | | | | | | | | |
| No Preference | 23 | 5 | 13 | 8 | 2 | | | 23 | 5 | | | | |
| Fisheries & Wildlife | 84 | 30 | | 4 | 25 | 55 | | 84 | 30 | | | | |
| Forestry | 11 | 6 | | 2 | 1 | 7 | 1 | 11 | 6 | | | | |
| Park & Recreation Resources | 21 | 5 | | 1 | 7 | 13 | | 21 | 5 | | | | |
| Resource Development | 9 | 5 | | 2 | 2 | 5 | | 9 | 5 | | | | |
| <i>Total</i> | <i>148</i> | <i>51</i> | <i>13</i> | <i>17</i> | <i>37</i> | <i>80</i> | <i>1</i> | <i>148</i> | <i>51</i> | | | | |

COLLEGE OF AGRICULTURE AND NATURAL RESOURCES
 Total Students - Spring 1978 (Cont'd)

| Curriculum & Major | TOTAL | | UNDERGRADUATE | | | | GRADUATE | | | | |
|---------------------------------------|-------|------|---------------|-------|-----|------|----------|-------|-----|-----|-----|
| | Total | Men | Frsh. | Soph. | Jr. | Sr. | Spec. | Total | Men | | |
| AGRICULTURE-GRADUATE | | | | | | | | | | | |
| Agricultural Economics | 112 | 103 | | | | | | 49 | 63 | 112 | 103 |
| Agricultural Engineering | 23 | 20 | | | | | | 8 | 15 | 23 | 20 |
| Agricultural Mechanization | 4 | 4 | | | | | | 4 | | 4 | 4 |
| Agricultural Mechanization Science | 10 | 10 | | | | | | 23 | 17 | 40 | 34 |
| Animal Husbandry | 40 | 34 | | | | | | 12 | 55 | 67 | 57 |
| Biochemistry | 67 | 57 | | | | | | 1 | | 1 | 1 |
| Building Construction | 1 | 1 | | | | | | | | | |
| Crop & Soil Sciences | 85 | 69 | | | | | | 53 | 32 | 85 | 69 |
| Dairy Science | 38 | 32 | | | | | | 18 | 20 | 38 | 32 |
| Fisheries & Wildlife | 93 | 73 | | | | | | 64 | 29 | 93 | 73 |
| Food Science | 80 | 52 | | | | | | 52 | 28 | 80 | 52 |
| Forestry | 79 | 73 | | | | | | 49 | 30 | 79 | 73 |
| Horticulture | 57 | 45 | | | | | | 35 | 22 | 57 | 45 |
| Packaging | 9 | 9 | | | | | | 9 | | 9 | 9 |
| Park & Recreation Resources | 33 | 25 | | | | | | 33 | | 33 | 25 |
| Poultry Science | 21 | 18 | | | | | | 10 | 11 | 21 | 18 |
| Resource Development | 72 | 59 | | | | | | 50 | 22 | 72 | 59 |
| <i>Total</i> | 824 | 684 | | | | | | 470 | 354 | 824 | 684 |
| AGRICULTURAL TECHNOLOGY | | | | | | | | | | | |
| Agricultural Production | 79 | 75 | | 8 | | | | | | 79 | 75 |
| Animal Technology | 32 | | 32 | | | | | | | 32 | |
| Commercial Floriculture | 34 | 12 | 29 | 4 | 1 | | | | | 34 | 12 |
| Electrical Technology for Agriculture | 17 | 16 | 17 | | | | | | | 17 | 16 |
| Elevator & Farm Supply | 16 | 15 | 15 | 1 | | | | | | 16 | 15 |
| Landscape & Nursery | 24 | 23 | 24 | | | | | | | 24 | 23 |
| Power Equipment Technology | 14 | 13 | 14 | | | | | | | 14 | 13 |
| Soil & Chemical Technology | 10 | 8 | 8 | 2 | | | | | | 10 | 8 |
| Turfgrass Management | 38 | 37 | 37 | 1 | | | | | | 38 | 37 |
| <i>Total</i> | 264 | 199 | 247 | 16 | 1 | | | | | 264 | 199 |
| TOTAL COLLEGE | 4069 | 2743 | 552 | 463 | 948 | 1266 | 16 | 470 | 354 | 824 | 684 |
| <i>Additional Data: Women</i> | 1326 | | 186 | 188 | 360 | 448 | 4 | 99 | 41 | 140 | |
| <i>Men</i> | 2743 | | 366 | 275 | 588 | 818 | 12 | 371 | 313 | 684 | |

MICHIGAN STATE UNIVERSITY
Office of the Registrar
Evaluation & Research

TOTAL STUDENTS
COLLEGE OF ARTS AND LETTERS
East Lansing Campus

Spring 1978

| Curriculum & Major | TOTAL | | UNDERGRADUATE | | | | | GRADUATE | | | | | |
|------------------------------------|------------|------------|---------------|-----------|------------|------------|-----------|------------|------------|-----------|-----------|------------|-----------|
| | Total | Men | Fresh. | Soph. | Jr. | Sr. | Spec. | Total | Men | Mas. | Dr. | Total | Men |
| ARTS & LETTERS | | | | | | | | | | | | | |
| Arts & Letters-Special Program | 1 | | | | | | 1 | | 1 | | | | |
| Arts & Letters-General | 28 | 10 | 16 | 12 | | | | 28 | 10 | | | | |
| American Studies | 10 | 3 | 1 | 1 | 3 | 5 | | 10 | 3 | | | | |
| Arts & Letters-Interdisciplinary | 8 | 3 | | | | | | | | | 8 | 8 | 3 |
| Classical Studies | 4 | | 1 | | 1 | 2 | | 4 | | | | | |
| Humanities | 95 | 42 | 8 | 7 | 31 | 46 | 3 | 95 | 42 | | | | |
| Humanities-Prelaw | 160 | 100 | 37 | 27 | 48 | 48 | | 160 | 100 | | | | |
| <i>Total</i> | <i>306</i> | <i>158</i> | <i>63</i> | <i>47</i> | <i>83</i> | <i>101</i> | <i>4</i> | <i>298</i> | <i>155</i> | | <i>8</i> | <i>8</i> | <i>3</i> |
| ART | | | | | | | | | | | | | |
| Art Education | 13 | | | | | | | | | 13 | | 13 | |
| History of Art | 32 | 8 | 3 | 5 | 5 | 5 | | 19 | 6 | 13 | | 13 | 2 |
| Studio Art | 365 | 111 | 64 | 74 | 108 | 103 | 4 | 353 | 106 | 12 | | 12 | 5 |
| Studio Art (FA) | 90 | 30 | | 4 | 53 | 2 | | 59 | 16 | 31 | | 31 | 14 |
| <i>Total</i> | <i>500</i> | <i>149</i> | <i>67</i> | <i>79</i> | <i>117</i> | <i>161</i> | <i>7</i> | <i>431</i> | <i>128</i> | <i>69</i> | | <i>69</i> | <i>21</i> |
| ENGLISH | | | | | | | | | | | | | |
| English | 521 | 192 | 48 | 63 | 118 | 170 | 10 | 409 | 145 | 39 | 73 | 112 | 47 |
| English-Community College Teaching | 11 | 5 | | | | | | | | 11 | | 11 | 5 |
| English-Secondary School Teaching | 20 | 1 | | | | | | | | 20 | | 20 | 1 |
| <i>Total</i> | <i>552</i> | <i>198</i> | <i>48</i> | <i>63</i> | <i>118</i> | <i>170</i> | <i>10</i> | <i>409</i> | <i>145</i> | <i>70</i> | <i>73</i> | <i>143</i> | <i>53</i> |
| GERMAN & RUSSIAN | | | | | | | | | | | | | |
| German | 52 | 12 | 4 | 3 | 10 | 21 | 2 | 40 | 7 | 6 | 6 | 12 | 5 |
| Russian | 12 | 4 | | 3 | | 5 | | 8 | 2 | 1 | 3 | 4 | 2 |
| <i>Total</i> | <i>64</i> | <i>16</i> | <i>4</i> | <i>6</i> | <i>10</i> | <i>26</i> | <i>2</i> | <i>48</i> | <i>9</i> | <i>7</i> | <i>9</i> | <i>16</i> | <i>7</i> |

COLLEGE OF ARTS AND LETTERS
Total Students - Spring 1978 (Cont'd)

| Curriculum & Major | TOTAL | | UNDERGRADUATE | | | | GRADUATE | | | |
|---|-------|-----|---------------|-------|-----|-----|----------|-------|-----|-----|
| | Total | Men | Frsh. | Soph. | Jr. | Sr. | Spec. | Total | Men | Men |
| <u>HISTORY</u> | | | | | | | | | | |
| History | 279 | 179 | 16 | 25 | 73 | 108 | 3 | 225 | 140 | 39 |
| History-Secondary School Teaching | 1 | | | | | | | 1 | 1 | |
| <i>Total</i> | 280 | 179 | 16 | 25 | 73 | 108 | 3 | 225 | 140 | 39 |
| <u>LINGUISTICS & ORIENTAL & AFRICAN LANGUAGES</u> | | | | | | | | | | |
| Chinese, Language & Literature | 8 | 2 | | 2 | 2 | 4 | | 8 | 2 | |
| Linguistics | 46 | 12 | 1 | 3 | 11 | 4 | 1 | 20 | 5 | 7 |
| <i>Total</i> | 54 | 14 | 1 | 5 | 13 | 8 | 1 | 28 | 7 | 7 |
| <u>MUSIC</u> | | | | | | | | | | |
| Music-No Major | 14 | 4 | 5 | 9 | | | | 14 | 4 | |
| Applied Music | 158 | 69 | 21 | 20 | 25 | 40 | 1 | 107 | 42 | 27 |
| Music Composition | 17 | 16 | | | | | | 6 | 11 | 16 |
| Music Education | 34 | 14 | | | | | | 21 | 13 | 14 |
| Music Literature | 3 | 1 | | | | 3 | | 3 | 1 | |
| Musicology | 4 | 1 | | | | | | 4 | 4 | 1 |
| Music Theory & Composition | 32 | 20 | 3 | 1 | 8 | 12 | | 24 | 15 | 5 |
| Music Therapy | 70 | 8 | 9 | 10 | 11 | 38 | | 68 | 7 | 2 |
| School Music-No Major | 4 | 2 | 1 | 2 | | 1 | | 4 | 2 | |
| School Music-Choral | 45 | 16 | 3 | 7 | 11 | 24 | | 45 | 16 | |
| School Music-Instrumental | 99 | 59 | 22 | 19 | 22 | 36 | | 99 | 59 | |
| School Music-Stringed Instrument Teaching | 7 | 4 | 3 | 2 | | 2 | | 7 | 4 | |
| School Music & Music Therapy | 30 | 6 | 6 | 6 | 9 | 9 | | 30 | 6 | |
| <i>Total</i> | 517 | 220 | 73 | 76 | 86 | 165 | 1 | 401 | 156 | 64 |
| <u>PHILOSOPHY</u> | | | | | | | | | | |
| Philosophy | 74 | 58 | 1 | 4 | 22 | 14 | 1 | 42 | 33 | 25 |
| <u>RELIGIOUS STUDIES</u> | | | | | | | | | | |
| Religious Studies | 14 | 6 | 2 | 3 | 5 | 4 | | 14 | 6 | |
| <u>ROMANCE LANGUAGES</u> | | | | | | | | | | |
| French | 86 | 15 | 7 | 7 | 22 | 33 | | 69 | 10 | 5 |
| Spanish | 81 | 16 | 6 | 10 | 29 | 17 | | 62 | 11 | 5 |
| <i>Total</i> | 167 | 31 | 13 | 17 | 51 | 50 | | 131 | 21 | 10 |

MICHIGAN STATE UNIVERSITY
Office of the Registrar
Evaluation & Research

TOTAL STUDENTS
LYMAN BRIGGS COLLEGE
East Lansing Campus

Spring 1978

| <u>Curriculum & Major</u> | <u>TOTAL</u> | | <u>UNDERGRADUATE</u> | | | | <u>Total</u> | <u>Men</u> | |
|----------------------------------|--------------|------------|----------------------|--------------|------------|------------|--------------|------------|--------------|
| | <u>Total</u> | <u>Men</u> | <u>Frsh.</u> | <u>Soph.</u> | <u>Jr.</u> | <u>Sr.</u> | | | <u>Spec.</u> |
| <u>NO FIELD OF CONCENTRATION</u> | | | | | | | | | |
| No Coordinate Major | 255 | 152 | 144 | 83 | 21 | 1 | 6 | 255 | 152 |
| <u>BIOLOGY</u> | | | | | | | | | |
| No Coordinate Major | 160 | 103 | 36 | 39 | 45 | 40 | | 160 | 103 |
| Biochemistry | 2 | 1 | | | | 2 | | 2 | 1 |
| Botany | 6 | 4 | 1 | | 2 | 3 | | 6 | 4 |
| Microbiology | 21 | 11 | | 2 | 10 | 9 | | 21 | 11 |
| Physiology | 16 | 9 | | 3 | 7 | 6 | | 16 | 9 |
| Zoology | 16 | 8 | 2 | 2 | 3 | 9 | | 16 | 8 |
| <i>Total</i> | <i>221</i> | <i>136</i> | <i>39</i> | <i>46</i> | <i>67</i> | <i>69</i> | | <i>221</i> | <i>136</i> |
| <u>COMPUTER SCIENCE</u> | | | | | | | | | |
| No Coordinate Major | 44 | 38 | 17 | 11 | 7 | 9 | | 44 | 38 |
| Computer Science | 6 | 6 | | | 1 | 5 | | 6 | 6 |
| <i>Total</i> | <i>50</i> | <i>44</i> | <i>17</i> | <i>11</i> | <i>8</i> | <i>14</i> | | <i>50</i> | <i>44</i> |
| <u>EARTH SCIENCES</u> | | | | | | | | | |
| No Coordinate Major | 5 | 3 | 1 | 1 | 1 | 2 | | 5 | 3 |
| Geology | 3 | 3 | 1 | 2 | | | | 3 | 3 |
| <i>Total</i> | <i>8</i> | <i>6</i> | <i>2</i> | <i>3</i> | <i>1</i> | <i>2</i> | | <i>8</i> | <i>6</i> |
| <u>ENVIRONMENTAL SCIENCES</u> | | | | | | | | | |
| No Coordinate Major | 7 | 4 | | 3 | 1 | 3 | | 7 | 4 |
| Zoology | 1 | | | | | 1 | | 1 | |
| <i>Total</i> | <i>8</i> | <i>4</i> | | <i>3</i> | <i>1</i> | <i>4</i> | | <i>8</i> | <i>4</i> |
| <u>GENERAL SCIENCE</u> | | | | | | | | | |
| No Coordinate Major | 1 | 1 | | | 1 | | | 1 | 1 |
| General Science | 1 | | | | 1 | | | 1 | |
| <i>Total</i> | <i>2</i> | <i>1</i> | | | <i>2</i> | | | <i>2</i> | <i>1</i> |

LYMAN BRIGGS COLLEGE
 Total Students - Spring 1978 (Cont'd)

| <u>Curriculum & Major</u> | TOTAL | | UNDERGRADUATE | | | | | Total Men |
|--|-------|-----|---------------|-------|-----|-------|-------|-----------|
| | Total | Men | Frsh. | Soph. | Jr. | Spec. | Total | |
| <u>HISTORY & PHILOSOPHY OF SCIENCE</u> | | | | | | | | |
| No Coordinate Major | 7 | 5 | | 1 | 2 | 4 | 7 | 5 |
| <u>MATHEMATICAL SCIENCES</u> | | | | | | | | |
| No Coordinate Major | 14 | 10 | 4 | 5 | 4 | 1 | 14 | 10 |
| Mathematics | 11 | 9 | 3 | 2 | 3 | 3 | 11 | 9 |
| Total | 25 | 19 | 7 | 7 | 7 | 4 | 25 | 19 |
| <u>MEDICAL TECHNOLOGY</u> | | | | | | | | |
| Medical Technology | 35 | 13 | 10 | 10 | 5 | 10 | 35 | 13 |
| <u>PHYSICAL SCIENCE</u> | | | | | | | | |
| No Coordinate Major | 25 | 17 | 3 | 4 | 5 | 13 | 25 | 17 |
| Astrophysics | 6 | 6 | 3 | 1 | 1 | 1 | 6 | 6 |
| Biochemistry | 32 | 25 | 3 | 7 | 7 | 15 | 32 | 25 |
| Chemistry | 34 | 29 | 11 | 11 | 7 | 5 | 34 | 29 |
| Chemistry-Teaching | 4 | 3 | | 3 | | 1 | 4 | 3 |
| Physical Science | 1 | 1 | | | 1 | | 1 | 1 |
| Physics | 21 | 20 | 7 | 6 | 4 | 4 | 21 | 20 |
| Total | 123 | 101 | 27 | 32 | 25 | 39 | 123 | 101 |
| TOTAL COLLEGE | 734 | 481 | 246 | 196 | 139 | 147 | 734 | 481 |
| <i>Additional Data: Women</i> | 253 | | 96 | 69 | 42 | 44 | 253 | |
| <i>Men</i> | 481 | | 150 | 127 | 97 | 103 | 481 | |

MICHIGAN STATE UNIVERSITY
Office of the Registrar
Evaluation & Research

TOTAL STUDENTS
COLLEGE OF BUSINESS
East Lansing Campus

Spring 1978

| Curriculum & Major | TOTAL | | UNDERGRADUATE | | | | | GRADUATE | | | | | |
|---|-------------|-------------|---------------|------------|------------|------------|----------|-------------|-------------|------------|-----------|------------|------------|
| | Total | Men | Frsh. | Soph. | Jr. | Sr. | Spec. | Total | Men | Mas. | Dr. | Total | Men |
| <u>ACCOUNTING & FINANCIAL ADMINISTRATION</u> | | | | | | | | | | | | | |
| Accounting | 1600 | 1032 | 306 | 348 | 431 | 427 | 3 | 1515 | 968 | 62 | 23 | 85 | 64 |
| Finance | 109 | 92 | | | | | | | | 93 | 16 | 109 | 92 |
| Financial Administration | 203 | 156 | 27 | 34 | 63 | 79 | | 203 | 156 | | | | |
| Risk & Insurance | 29 | 24 | 7 | 5 | 8 | 9 | | 29 | 24 | | | | |
| <i>Total</i> | <i>1941</i> | <i>1304</i> | <i>340</i> | <i>387</i> | <i>502</i> | <i>515</i> | <i>3</i> | <i>1747</i> | <i>1148</i> | <i>155</i> | <i>39</i> | <i>194</i> | <i>156</i> |
| <u>BUSINESS ADMINISTRATION</u> | | | | | | | | | | | | | |
| Business Administration | 130 | 122 | | | | | | | | 130 | | 130 | 122 |
| <u>BUSINESS LAW & OFFICE ADMINISTRATION</u> | | | | | | | | | | | | | |
| Business Education | 48 | 17 | 10 | 3 | 13 | 22 | | 48 | 17 | | | | |
| Distributive Education | 2 | 2 | | | | 2 | | 2 | 2 | | | | |
| General Business Administration | 1042 | 676 | 238 | 269 | 299 | 235 | 1 | 1042 | 676 | | | | |
| General Business Administration-Prelaw | 284 | 211 | 109 | 89 | 54 | 32 | | 284 | 211 | | | | |
| Office Administration | 39 | 4 | 16 | 9 | 6 | 8 | | 39 | 4 | | | | |
| <i>Total</i> | <i>1415</i> | <i>910</i> | <i>373</i> | <i>370</i> | <i>372</i> | <i>299</i> | <i>1</i> | <i>1415</i> | <i>910</i> | | | | |
| <u>ECONOMICS</u> | | | | | | | | | | | | | |
| Economics | 227 | 171 | 15 | 24 | 43 | 68 | | 150 | 106 | 22 | 55 | 77 | 65 |
| <u>HOTEL, RESTAURANT & INSTITUTIONAL MANAGEMENT</u> | | | | | | | | | | | | | |
| Hotel & Restaurant Management | 839 | 602 | 167 | 210 | 177 | 254 | | 808 | 575 | 31 | | 31 | 27 |
| Travel & Tourism Management | 145 | 17 | 35 | 34 | 24 | 52 | | 145 | 17 | | | | |
| <i>Total</i> | <i>984</i> | <i>619</i> | <i>202</i> | <i>244</i> | <i>201</i> | <i>306</i> | | <i>953</i> | <i>592</i> | <i>31</i> | | <i>31</i> | <i>27</i> |

COLLEGE OF BUSINESS
Total Students - Spring 1978 (Cont'd)

| Curriculum & Major | TOTAL | | UNDERGRADUATE | | | | GRADUATE | | |
|--|-------|------|---------------|-------|------|------|----------|-------|-----|
| | Total | Men | Frsh. | Soph. | Jr. | Sr. | Spec. | Total | Men |
| <u>MANAGEMENT</u> | | | | | | | | | |
| Management | 18 | 15 | | | | | | 18 | 15 |
| Management Science | 14 | 12 | | | | | 14 | 14 | 12 |
| Materials-Operation Management | 86 | 64 | 19 | 7 | 25 | 35 | | | |
| Operations Management | 22 | 20 | | | | | 22 | 22 | 20 |
| Operations Research-Management | 10 | 7 | | | | | 10 | 10 | 7 |
| Personnel Administration | 254 | 136 | 25 | 31 | 63 | 73 | | 3 | 40 |
| Total | 404 | 254 | 44 | 38 | 88 | 108 | | 21 | 94 |
| <u>MARKETING & TRANSPORTATION ADMINISTRATION</u> | | | | | | | | | |
| Food Systems Economics & Management | 10 | 7 | | | 1 | 7 | | 2 | 2 |
| Marketing | 579 | 375 | 59 | 68 | 121 | 204 | 1 | 104 | 226 |
| Transportation-Distribution | 37 | 34 | 4 | 7 | 4 | 9 | | 7 | 12 |
| Total | 626 | 416 | 63 | 75 | 126 | 220 | 1 | 113 | 141 |
| TOTAL COLLEGE | 5727 | 3796 | 1037 | 1138 | 1332 | 1516 | 5 | 556 | 699 |
| <i>Additional Data: Women</i> | | | | | | | | | |
| | 1931 | | 453 | 430 | 434 | 493 | | 104 | 121 |
| <i>Men</i> | | | | | | | | | |
| | 3796 | | 584 | 708 | 898 | 1023 | 5 | 452 | 578 |

MICHIGAN STATE UNIVERSITY
Office of the Registrar
Evaluation & Research

TOTAL STUDENTS
COLLEGE OF COMMUNICATION ARTS AND SCIENCES
East Lansing Campus

Spring 1978

| Curriculum & Major | TOTAL | | Frsh. | UNDERGRADUATE | | | Spec. | GRADUATE | | | | | |
|---|-------------|-------------|------------|---------------|------------|------------|-----------|-------------|-------------|------------|-----------|------------|------------|
| | Total | Men | | Jr. | Sr. | Total | | Men | Mas. | Dr. | Total | Men | |
| ADVERTISING | | | | | | | | | | | | | |
| Advertising | 617 | 289 | 58 | 95 | 233 | 195 | 1 | 582 | 270 | 35 | 35 | 19 | 19 |
| Public Relations | 1 | | | | | | | | | 1 | 1 | | |
| <i>Total</i> | <i>618</i> | <i>289</i> | <i>58</i> | <i>95</i> | <i>233</i> | <i>195</i> | <i>1</i> | <i>582</i> | <i>270</i> | <i>36</i> | <i>36</i> | <i>19</i> | <i>19</i> |
| AUDIOLOGY & SPEECH SCIENCES | | | | | | | | | | | | | |
| Audiology & Speech Sciences | 350 | 32 | 26 | 51 | 80 | 114 | | 271 | 18 | 69 | 10 | 79 | 14 |
| COMMUNICATION | | | | | | | | | | | | | |
| Communication | 519 | 227 | 58 | 61 | 159 | 135 | 4 | 417 | 182 | 85 | 17 | 102 | 45 |
| COMMUNICATION ARTS & SCIENCES | | | | | | | | | | | | | |
| Communication Arts & Sciences--Mass Media | 15 | 10 | | | | | | | | | | 15 | 15 |
| JOURNALISM | | | | | | | | | | | | | |
| Journalism | 510 | 222 | 90 | 91 | 119 | 168 | 4 | 472 | 204 | 38 | 38 | 18 | 18 |
| TELECOMMUNICATION | | | | | | | | | | | | | |
| Telecommunication | 599 | 357 | 104 | 116 | 175 | 175 | 3 | 573 | 344 | 26 | 26 | 13 | 13 |
| TOTAL COLLEGE | 2611 | 1137 | 336 | 414 | 766 | 787 | 12 | 2315 | 1018 | 254 | 42 | 296 | 119 |
| <i>Additional Data: Women</i> | <i>1474</i> | | <i>202</i> | <i>249</i> | <i>436</i> | <i>407</i> | <i>3</i> | <i>1297</i> | | <i>160</i> | <i>17</i> | <i>177</i> | |
| <i>Men</i> | <i>1137</i> | | <i>134</i> | <i>165</i> | <i>330</i> | <i>380</i> | <i>9</i> | <i>1018</i> | | <i>94</i> | <i>25</i> | <i>119</i> | |

MICHIGAN STATE UNIVERSITY
Office of the Registrar
Evaluation & Research

TOTAL STUDENTS
COLLEGE OF EDUCATION
East Lansing Campus

Spring 1978

| | TOTAL | | UNDERGRADUATE | | | | GRADUATE | | |
|--|-------|-----|---------------|-------|-----|-----|----------|-------|-----|
| | Total | Men | Frsh. | Soph. | Jr. | Sr. | Spec. | Total | Men |
| <u>Curriculum & Major</u> | | | | | | | | | |
| <u>EDUCATION</u> | | | | | | | | | |
| Education-Special Program | 222 | 67 | | | 222 | | | 16 | 214 |
| Education-Non-Degree | 214 | 92 | | | | | | 18 | 18 |
| Admin. & Supervision of Student Teaching | 18 | 9 | | | | | | 16 | 16 |
| Classroom Teaching-Experimental | 16 | 5 | | | | | | 34 | 248 |
| <i>Total</i> | 470 | 173 | | | 222 | | | 214 | 106 |
| <u>ADMINISTRATION & HIGHER EDUCATION</u> | | | | | | | | | |
| College Student Personnel | 67 | 31 | | | | | | 16 | 67 |
| Continuing Education | 99 | 43 | | | | | | 38 | 99 |
| Educational Administration | 206 | 145 | | | | | | 78 | 206 |
| Higher Education | 101 | 74 | | | | | | 101 | 101 |
| <i>Total</i> | 473 | 293 | | | | | | 233 | 473 |
| <u>COUNSELING, PERSONNEL SERVICES & EDUCATIONAL PSYCHOLOGY</u> | | | | | | | | | |
| Classroom Learning & Guidance | 11 | 3 | | | | | | 11 | 11 |
| Counseling | 87 | 23 | | | | | | 87 | 87 |
| Counseling & Personnel Services | 105 | 57 | | | | | | 105 | 105 |
| Educational Psychology | 97 | 37 | | | | | | 43 | 97 |
| Measurement, Evaluation & Research Design | 25 | 11 | | | | | | 19 | 25 |
| <i>Total</i> | 325 | 131 | | | | | | 167 | 325 |
| <u>ELEMENTARY & SPECIAL EDUCATION</u> | | | | | | | | | |
| Elementary Education | 925 | 186 | 70 | 127 | 249 | 289 | 142 | 58 | 190 |
| Elementary Intern Program | 103 | 24 | | | 36 | 67 | 24 | | 140 |
| Reading Instruction | 140 | 13 | 80 | 96 | 103 | 160 | 31 | 19 | 108 |
| Special Education | 547 | 58 | | | 3 | 9 | 12 | | 77 |
| Special Education-E.I.P. | 12 | | 150 | 223 | 391 | 525 | 197 | | 438 |
| <i>Total</i> | 1727 | 281 | | | | | 1289 | | 84 |

COLLEGE OF EDUCATION
Total Students - Spring 1978 (Cont'd)

| Curriculum & Major | TOTAL | | UNDERGRADUATE | | | | GRADUATE | | | | |
|--|-------|------|---------------|-------|-----|-----|----------|-------|-----|------|-----|
| | Total | Men | Frsh. | Soph. | Jr. | Sr. | Spec. | Total | Men | | |
| <u>HEALTH, PHYSICAL EDUCATION & RECREATION</u> | | | | | | | | | | | |
| Health & Physical Education | 124 | 58 | | | | | | 100 | 24 | 124 | 58 |
| Health Education | 47 | 16 | 2 | 12 | 16 | 17 | | | | 47 | 16 |
| Physical Education | 326 | 101 | 33 | 52 | 119 | 121 | 1 | | | 326 | 101 |
| Recreation | 25 | 14 | | | | | | 25 | | 25 | 14 |
| Recreation & Youth Leadership | 182 | 37 | 9 | 23 | 79 | 71 | | | | 182 | 37 |
| <i>Total</i> | 704 | 226 | 44 | 87 | 214 | 209 | 1 | 125 | 24 | 149 | 72 |
| <u>SECONDARY EDUCATION & CURRICULUM</u> | | | | | | | | | | | |
| Agricultural Education | 8 | 6 | | | | | | 8 | | 8 | 6 |
| Business & Distributive Education | 44 | 9 | | | | | | 37 | 7 | 44 | 9 |
| Curriculum & Instruction | 180 | 108 | | | | | | 107 | 73 | 180 | 108 |
| Driver & Traffic Education | 29 | 23 | | | | | | 19 | 10 | 29 | 23 |
| Industrial Arts | 46 | 41 | 2 | 8 | 13 | 23 | | | | 46 | 41 |
| Industrial Education | 34 | 34 | | | | | | 31 | 3 | 34 | 34 |
| Instructional Development & Technology | 74 | 47 | | | | | | 42 | 32 | 74 | 47 |
| Social-Philosophical Foundations | 56 | 26 | | | | | | 22 | 34 | 56 | 26 |
| Vocational & Technical Education | 20 | 13 | | | | | | | 20 | 20 | 13 |
| <i>Total</i> | 491 | 307 | 2 | 8 | 13 | 23 | | 266 | 179 | 445 | 266 |
| TOTAL COLLEGE | 4190 | 1411 | 196 | 318 | 618 | 757 | 223 | 1364 | 714 | 2078 | 952 |
| <i>Additional Data: Women</i> | | | | | | | | | | | |
| | 2779 | | 170 | 262 | 487 | 579 | 155 | 827 | 299 | 1126 | |
| <i>Men</i> | | | | | | | | | | | |
| | 1411 | | 26 | 56 | 131 | 178 | 68 | 537 | 415 | 952 | |

MICHIGAN STATE UNIVERSITY
Office of the Registrar
Evaluation & Research

TOTAL STUDENTS
COLLEGE OF HUMAN MEDICINE
East Lansing Campus

Spring 1978

| Curriculum & Major | TOTAL | | UNDERGRADUATE | | | | GRADUATE | | | GRAD. | | | | | |
|------------------------------|-------------|------------|---------------|------------|------------|------------|----------|------------|------------|-----------|-----------|-----------|-----------|------------|------------|
| | Total | Men | Fresh. | Soph. | Jr. | Sr. | Spec. | Total | Men | Mas. | Dr. | Total | Men | Prof. | Men |
| <u>HUMAN MEDICINE</u> | | | | | | | | | | | | | | | |
| Anatomy | 11 | 8 | | | | | | | | 7 | 4 | 11 | 8 | | |
| Anthropology | 1 | 1 | | | | | | | | 1 | | 1 | 1 | | |
| Biophysics | 2 | 2 | | | | | | | | | 2 | 2 | 2 | | |
| Clinical Laboratory Science | 26 | 11 | | | | | | | | 26 | | 26 | 11 | | |
| Human Medicine | 375 | 237 | | | | | | | | | | | | 375 | 237 |
| Medical Technology | 669 | 190 | 82 | 124 | 194 | 263 | 6 | 669 | 190 | 12 | 6 | 18 | 10 | | |
| Microbiology & Public Health | 18 | 10 | | | | | | | | 2 | | 2 | | | |
| Pathology | 2 | | | | | | | | | 1 | 15 | 16 | 14 | | |
| Pharmacology | 16 | 14 | | | | | | | | 7 | 11 | 18 | 17 | | |
| Physiology | 18 | 17 | | | | | | | | | | | | | |
| TOTAL COLLEGE | 1138 | 490 | 82 | 124 | 194 | 263 | 6 | 669 | 190 | 56 | 38 | 94 | 63 | 375 | 237 |
| <i>Additional Data:</i> | | | | | | | | | | | | | | | |
| <i>Women</i> | 648 | | 64 | 90 | 139 | 181 | 5 | 479 | | 27 | 4 | 31 | | 138 | |
| <i>Men</i> | 490 | | 18 | 34 | 55 | 82 | 1 | 190 | | 29 | 34 | 63 | | 237 | |

MICHIGAN STATE UNIVERSITY
 Office of the Registrar
Evaluation & Research

TOTAL STUDENTS
 JUSTIN MORRILL COLLEGE
 East Lansing Campus

Spring 1978

| <u>Curriculum & Major</u> | <u>TOTAL</u> | | <u>UNDERGRADUATE</u> | | | | | | |
|-------------------------------|--------------|------------|----------------------|--------------|------------|------------|--------------|--------------|------------|
| | <u>Total</u> | <u>Men</u> | <u>Frsh.</u> | <u>Soph.</u> | <u>Jr.</u> | <u>Sr.</u> | <u>Spec.</u> | <u>Total</u> | <u>Men</u> |
| JUSTIN MORRILL | | | | | | | | | |
| No Field of Concentration | 238 | 113 | 12 | 53 | 70 | 93 | 10 | 238 | 113 |
| Elementary Education | 4 | | | | | 4 | | 4 | |
| TOTAL COLLEGE | 242 | 113 | 12 | 53 | 70 | 97 | 10 | 242 | 113 |
| <i>Additional Data:</i> | | | | | | | | | |
| <i>Women</i> | 129 | | 5 | 24 | 42 | 55 | 3 | 129 | |
| <i>Men</i> | 113 | | 7 | 29 | 28 | 42 | 7 | 113 | |

MICHIGAN STATE UNIVERSITY
Office of the Registrar
Evaluation & Research

TOTAL STUDENTS
COLLEGE OF NATURAL SCIENCE
East Lansing Campus

Spring 1978

| Curriculum & Major | TOTAL | | UNDERGRADUATE | | | | GRADUATE | | | | | | |
|---------------------------------------|-------------|-------------|---------------|------------|------------|------------|-----------|-------------|------------|------------|------------|------------|------------|
| | Total | Men | Fresh. | Soph. | Jr. | Sr. | Spec. | Total | Men | Mas. | Dr. | Total | Men |
| <u>NATURAL SCIENCE</u> | | | | | | | | | | | | | |
| Natural Science--Special Program | 26 | 17 | | 1 | | | 25 | 26 | 17 | | | | |
| <u>BIOCHEMISTRY</u> | | | | | | | | | | | | | |
| Biochemistry | 157 | 126 | 26 | 30 | 37 | 63 | 1 | 157 | 126 | | | | |
| <u>BIOLOGICAL SCIENCES</u> | | | | | | | | | | | | | |
| No Major | 25 | 12 | 3 | 4 | 15 | 1 | 2 | 25 | 12 | | | | |
| Biological Science--Interdepartmental | 387 | 206 | 67 | 47 | 125 | 116 | 6 | 361 | 190 | 25 | 1 | 26 | 16 |
| Botany & Plant Pathology | 175 | 110 | 10 | 5 | 16 | 37 | 2 | 70 | 36 | 57 | 48 | 105 | 74 |
| Entomology | 89 | 69 | 4 | 7 | 4 | 17 | 2 | 34 | 24 | 30 | 25 | 55 | 45 |
| Environmental Science | 4 | 1 | | | | | | | | 4 | | 4 | 1 |
| Genetics | 19 | 13 | | | | | | | | | 19 | 19 | 13 |
| Microbiology & Public Health | 357 | 225 | 16 | 23 | 89 | 172 | 16 | 316 | 201 | 23 | 18 | 41 | 24 |
| Physiology | 171 | 121 | 7 | 7 | 57 | 77 | 6 | 154 | 106 | 9 | 8 | 17 | 15 |
| Zoology | 461 | 285 | 37 | 35 | 140 | 172 | 10 | 394 | 233 | 19 | 48 | 67 | 52 |
| <i>Total</i> | <i>1688</i> | <i>1042</i> | <i>144</i> | <i>128</i> | <i>446</i> | <i>592</i> | <i>44</i> | <i>1354</i> | <i>802</i> | <i>167</i> | <i>167</i> | <i>334</i> | <i>240</i> |
| <u>BIOPHYSICS</u> | | | | | | | | | | | | | |
| Biophysics | 11 | 8 | | | | | | | | | 11 | 11 | 8 |
| <u>GENERAL SCIENCE</u> | | | | | | | | | | | | | |
| General Science--Interdepartmental | 12 | 5 | | | 3 | 7 | | 10 | 4 | 2 | | 2 | 1 |
| <u>MATHEMATICS & STATISTICS</u> | | | | | | | | | | | | | |
| Applied Mathematics | 20 | 15 | | | | | | | | 16 | 4 | 20 | 15 |
| Mathematics | 315 | 204 | 32 | 35 | 55 | 96 | 5 | 223 | 144 | 50 | 42 | 92 | 60 |
| Statistics | 47 | 41 | 1 | 1 | 6 | 6 | | 14 | 12 | 16 | 17 | 33 | 29 |
| <i>Total</i> | <i>382</i> | <i>260</i> | <i>53</i> | <i>36</i> | <i>61</i> | <i>102</i> | <i>5</i> | <i>237</i> | <i>156</i> | <i>82</i> | <i>63</i> | <i>145</i> | <i>104</i> |

COLLEGE OF NATURAL SCIENCE
 Total Students - Spring 1978 (Cont'd)

| Curriculum & Major | TOTAL | | UNDERGRADUATE | | | | GRADUATE | | | | | | | |
|------------------------------------|-------|------|---------------|-------|-----|------|----------|-------|-----|------|-----|-------|-----|-----|
| | Total | Men | Fresh. | Soph. | Jr. | Sr. | Spec. | Total | Men | Mas. | Dr. | Total | Men | |
| NEUROSCIENCES | | | | | | | | | | | | | | |
| Neurosciences-Biophysics | 2 | 2 | | | | | | | | | 2 | 2 | 2 | |
| Neurosciences-Pharmacology | 1 | 1 | | | | | | | | | 1 | 1 | 1 | |
| Neurosciences-Physiology | 1 | 1 | | | | | | | | | 1 | 1 | 1 | |
| Neurosciences-Zoology | 6 | 5 | | | | | | | | | 6 | 6 | 5 | |
| <i>Total</i> | 10 | 9 | | | | | | | | | 10 | 10 | 9 | |
| NURSING | | | | | | | | | | | | | | |
| Nursing | 330 | 7 | 50 | 113 | 157 | | | 320 | | 7 | 10 | 10 | | |
| PHYSICAL SCIENCES | | | | | | | | | | | | | | |
| No Major | 3 | 3 | | | | | | | | | | | | |
| Astrophysics | 37 | 34 | 10 | | 11 | | | 37 | | 3 | | | | |
| Chemical Physics | 7 | 6 | 3 | | | | | 5 | | 4 | | | | |
| Chemistry | 310 | 233 | 18 | 28 | 44 | | 1 | 125 | | 81 | 22 | 163 | 152 | |
| Chemistry-Teaching | 18 | 9 | 2 | 1 | 11 | | | 18 | | 9 | | | | |
| Earth Science-Interdepartmental | 3 | 3 | | | | | | 3 | | 3 | | | | |
| Geology | 154 | 129 | 6 | 15 | 42 | | 1 | 110 | | 90 | 40 | 44 | 39 | |
| Physical Science-Interdepartmental | 28 | 22 | 3 | 3 | 9 | | | 25 | | 20 | 3 | 3 | 2 | |
| Physics | 153 | 139 | 13 | 11 | 24 | | 3 | 67 | | 62 | 39 | 47 | 77 | |
| Planetarium Education | 4 | 4 | | | | | | | | | 4 | 4 | 4 | |
| <i>Total</i> | 717 | 582 | 52 | 75 | 141 | | 5 | 393 | | 306 | 108 | 216 | 276 | |
| PREPROFESSIONAL | | | | | | | | | | | | | | |
| Pre dental | 114 | 93 | 64 | 48 | 1 | | | 114 | | 93 | | | | |
| Pre medical | 434 | 263 | 228 | 176 | 18 | 2 | 10 | 434 | | 263 | | | | |
| Pre nursing | 331 | 5 | 203 | 103 | 21 | 4 | | 331 | | 5 | | | | |
| Pre optometry | 26 | 20 | 7 | 16 | 1 | 2 | | 26 | | 20 | | | | |
| <i>Total</i> | 905 | 381 | 502 | 343 | 41 | 8 | | 905 | | 381 | | | | |
| TOTAL COLLEGE | 4238 | 2437 | 757 | 663 | 821 | 1070 | 91 | 3402 | | 1799 | 369 | 467 | 836 | 638 |
| <i>Additional Data:</i> | 1801 | | 438 | 324 | 364 | 445 | 32 | 1603 | | | 118 | 80 | 198 | |
| <i>Men</i> | 2437 | | 319 | 339 | 457 | 625 | 59 | 1799 | | | 251 | 387 | 638 | |

MICHIGAN STATE UNIVERSITY
 Office of the Registrar
Evaluation & Research

TOTAL STUDENTS
 COLLEGE OF OSTEOPATHIC MEDICINE
 East Lansing Campus

Spring 1978

| <u>Curriculum & Major</u> | GRADUATE <u>PROFESSIONAL</u> | <u>Men</u> |
|-------------------------------|---------------------------------|------------|
| <u>OSTEOPATHIC MEDICINE</u> | 306 | 218 |
| Osteopathic Medicine | | |
| TOTAL COLLEGE | 306 | 218 |
| <i>Additional Data:</i> | <i>Women</i> | |
| | <i>88</i> | |
| | <i>Men</i> | <i>218</i> |

MICHIGAN STATE UNIVERSITY
Office of the Registrar
Evaluation & Research

TOTAL STUDENTS
COLLEGE OF SOCIAL SCIENCE
East Lansing Campus

Spring 1978

| Curriculum & Major | TOTAL | | UNDERGRADUATE | | | | GRADUATE | | | | | | |
|---|------------|------------|---------------|------------|------------|------------|-----------|------------|------------|-----------|-----------|-----------|-----------|
| | Total | Men | Frsh. | Soph. | Jr. Sr. | Spec. | Total | Men | Mas. | Dr. | Total | Men | |
| <u>SOCIAL SCIENCE</u> | | | | | | | | | | | | | |
| Social Science-Special Program | 43 | 23 | | | | 43 | 43 | | | | | | |
| Social Science | 588 | 351 | 9 | 54 | 268 | 216 | 1 | 548 | 320 | 4 | 36 | 40 | 31 |
| Social Science-Prelaw | 118 | 63 | 15 | 16 | 42 | 45 | | 118 | 63 | | | | |
| Social Science Teaching | 67 | 36 | 5 | 4 | 23 | 35 | | 67 | 36 | | | | |
| <i>Total</i> | <i>816</i> | <i>473</i> | <i>29</i> | <i>74</i> | <i>333</i> | <i>296</i> | <i>44</i> | <i>776</i> | <i>442</i> | <i>4</i> | <i>36</i> | <i>40</i> | <i>31</i> |
| <u>ANTHROPOLOGY</u> | | | | | | | | | | | | | |
| Anthropology | 124 | 50 | 3 | 17 | 28 | 34 | | 82 | 31 | 12 | 30 | 42 | 19 |
| <u>CRIMINAL JUSTICE</u> | | | | | | | | | | | | | |
| Criminal Justice | 936 | 556 | 97 | 160 | 278 | 311 | | 846 | 485 | 90 | 26 | 69 | 57 |
| <u>GEOGRAPHY</u> | | | | | | | | | | | | | |
| Geography | 133 | 102 | 2 | 2 | 22 | 38 | | 64 | 45 | 43 | 26 | 69 | 57 |
| <u>LABOR & INDUSTRIAL RELATIONS</u> | | | | | | | | | | | | | |
| Labor & Industrial Relations | 113 | 76 | | | | | | | | 113 | | 113 | 76 |
| <u>POLITICAL SCIENCE</u> | | | | | | | | | | | | | |
| Political Science | 224 | 146 | 14 | 23 | 37 | 73 | | 147 | 92 | 38 | 39 | 77 | 54 |
| Political Science-Prelaw | 248 | 167 | 70 | 67 | 63 | 48 | | 248 | 167 | | | | |
| Public Administration | 83 | 40 | 2 | 15 | 34 | 32 | | 83 | 40 | | | | |
| <i>Total</i> | <i>555</i> | <i>353</i> | <i>86</i> | <i>105</i> | <i>134</i> | <i>153</i> | | <i>478</i> | <i>299</i> | <i>38</i> | <i>39</i> | <i>77</i> | <i>54</i> |
| <u>PSYCHOLOGY</u> | | | | | | | | | | | | | |
| Psychology | 1006 | 456 | 112 | 127 | 294 | 307 | 2 | 842 | 359 | 81 | 83 | 164 | 97 |

COLLEGE OF SOCIAL SCIENCE
 Total Students - Spring 1978 (Cont'd)

| Curriculum & Major | TOTAL | | UNDERGRADUATE | | | | GRADUATE | | | | | | |
|--|-------|------|---------------|-------|------|------|----------|------|------|-----|-------|-----|-----|
| | Total | Men | Fresh. | Soph. | Jr. | Sr. | Total | Men | Mas. | Dr. | Total | Men | |
| SOCIAL WORK | | | | | | | | | | | | | |
| Social Work | 479 | 81 | 44 | 57 | 116 | 133 | 350 | 47 | 129 | | 129 | 34 | |
| Social Work II | 2 | | | | | | | | 2 | | 2 | | |
| Total | 481 | 81 | 44 | 57 | 116 | 133 | 350 | 47 | 131 | | 131 | 34 | |
| SOCIOLOGY | | | | | | | | | | | | | |
| Sociology | 164 | 92 | 3 | 9 | 22 | 31 | 65 | 31 | 35 | 64 | 99 | 61 | |
| Sociology-Secondary School Teaching | 1 | | | | | | | | 1 | | 1 | | |
| Total | 165 | 92 | 3 | 9 | 22 | 31 | 65 | 31 | 36 | 64 | 100 | 61 | |
| URBAN PLANNING & LANDSCAPE ARCHITECTURE | | | | | | | | | | | | | |
| Landscape Architecture | 215 | 151 | 31 | 44 | 64 | 76 | 215 | 151 | | | | | |
| Urban Planning | 109 | 72 | 2 | 5 | 26 | 35 | 68 | 47 | 41 | | 41 | 25 | |
| Total | 324 | 223 | 33 | 49 | 90 | 111 | 283 | 198 | 47 | | 47 | 25 | |
| TOTAL COLLEGE | 4653 | 2462 | 409 | 600 | 1317 | 1414 | 46 | 3786 | 1937 | 589 | 278 | 867 | 525 |
| <i>Additional Data: Women</i> | | | | | | | | | | | | | |
| | 2191 | | 256 | 327 | 644 | 601 | 21 | 1849 | | 255 | 87 | 342 | |
| <i>Men</i> | 2462 | | 153 | 273 | 673 | 813 | 25 | 1937 | | 334 | 191 | 525 | |

MICHIGAN STATE UNIVERSITY
Office of the Registrar
Evaluation & Research

STUDENTS ENROLLED IN CREDIT PROGRAMS¹
COLLEGE OF AGRICULTURE AND NATURAL RESOURCES
East Lansing Campus

Spring 1978

| CURRICULUM | TOTAL | | | UNDERGRADUATE | | | GRADUATE | | |
|--|-----------|-----------|-------------|---------------|-----------|-------------|-----------|-----------|-------------|
| | 1978 | 1977 | Change | 1978 | 1977 | Change | 1978 | 1977 | Change |
| Agriculture-Undergraduate ² | 2833 | 2891 | -2.0% | 2833 | 2891 | -2.0% | | | |
| Nat. Res. & Environ. Education | 148 | 160 | -7.5 | 148 | 160 | -7.5 | | | |
| Agriculture-Graduate | 824 | 802 | 2.7 | | | | 824 | 802 | 2.7% |
| Agricultural Technology | 264 | 260 | 1.5 | 264 | 260 | 1.5 | | | |
| <u>SOURCE</u> | | | | | | | | | |
| Degree Credit: | | | | | | | | | |
| New-first-time | 34 | 32 | 6.3 | 7 | 5 | 40.0 | 27 | 27 | |
| -transfer | 27 | 20 | 35.0 | 26 | 18 | 44.4 | 1 | 2 | |
| <i>Total</i> | <i>61</i> | <i>52</i> | <i>17.3</i> | <i>33</i> | <i>23</i> | <i>43.5</i> | <i>28</i> | <i>29</i> | <i>-3.4</i> |
| Readmitted | 83 | 124 | -33.1 | 59 | 101 | -41.6 | 24 | 23 | 4.3 |
| Returning | 3661 | 3677 | -.4 | 2889 | 2927 | -1.3 | 772 | 750 | 2.9 |
| Agricultural Technology: | | | | | | | | | |
| New-first-time | 1 | | | 1 | | | | | |
| -transfer | | | | | | | | | |
| <i>Total</i> | <i>1</i> | | | <i>1</i> | | | | | |
| Readmitted | 1 | 1 | | 1 | 1 | | | | |
| Returning | 262 | 259 | 1.2 | 262 | 259 | 1.2 | | | |
| <u>SEX</u> | | | | | | | | | |
| Women | 1326 | 1306 | 1.5 | 1186 | 1174 | 1.0 | 140 | 132 | 6.1 |
| Men | 2743 | 2807 | -2.3 | 2059 | 2137 | -3.6 | 684 | 670 | 2.1 |
| <u>MARITAL STATUS</u> | | | | | | | | | |
| Married | 719 | 753 | -4.5 | 301 | 344 | -12.5 | 418 | 409 | 2.2 |
| Single | 3350 | 3360 | -.3 | 2944 | 2967 | -.8 | 406 | 393 | 3.3 |
| <u>RESIDENCE</u> | | | | | | | | | |
| Michigan | 3181 | 3244 | -1.9 | 2900 | 2950 | -1.7 | 281 | 294 | -4.4 |
| Non-Michigan | 888 | 869 | 2.2 | 345 | 361 | -4.4 | 543 | 508 | 6.9 |
| TOTAL COLLEGE | 4069 | 4113 | -1.1 | 3245 | 3311 | -2.0 | 824 | 802 | 2.7 |
| <u>ADDITIONAL DATA</u> | | | | | | | | | |
| Married | | | | | | | | | |
| Women | 126 | 129 | -2.3 | 77 | 83 | -7.2 | 49 | 46 | 6.5 |
| Men | 593 | 624 | -5.0 | 224 | 261 | -14.2 | 369 | 363 | 1.7 |

Notes: 1) Students classified by curriculum, source, sex, marital status, residence, etc.
2) Totals exclude Agricultural Engineering undergraduates. These students are included in the College of Engineering.

MICHIGAN STATE UNIVERSITY
Office of the Registrar
Evaluation & Research

STUDENTS ENROLLED IN CREDIT PROGRAMS¹
COLLEGE OF ARTS AND LETTERS
East Lansing Campus

Spring 1978

| <u>CURRICULUM</u> | TOTAL | | | UNDERGRADUATE | | | GRADUATE | | |
|---|-------|------|--------|---------------|------|--------|----------|------|--------|
| | 1978 | 1977 | Change | 1978 | 1977 | Change | 1978 | 1977 | Change |
| Arts & Letters | 306 | 294 | 4.1% | 298 | 284 | 4.9% | 8 | 10 | -20.0% |
| Art | 500 | 546 | -8.4 | 431 | 474 | -9.1 | 69 | 72 | -4.2 |
| English | 552 | 589 | -6.3 | 409 | 445 | -8.1 | 143 | 144 | -.7 |
| German & Russian | 64 | 91 | -29.7 | 48 | 71 | -32.4 | 16 | 20 | -20.0 |
| History | 280 | 312 | -10.3 | 225 | 248 | -9.3 | 55 | 64 | -14.1 |
| Linguistics & Oriental & African Languages | 54 | 42 | 28.6 | 28 | 25 | 12.0 | 26 | 17 | 52.9 |
| Music | 517 | 544 | -5.0 | 401 | 434 | -7.6 | 116 | 110 | 5.5 |
| Philosophy | 74 | 93 | -20.4 | 42 | 54 | -22.2 | 32 | 39 | -17.9 |
| Religious Studies | 14 | 14 | | 14 | 14 | | | | |
| Romance Languages | 167 | 209 | -20.1 | 131 | 166 | -21.1 | 36 | 43 | -16.3 |
| Theatre | 126 | 145 | -13.1 | 98 | 110 | -10.9 | 28 | 35 | -20.0 |
| English Language Center | 92 | 98 | -6.1 | 92 | 98 | -6.1 | | | |
| <u>SOURCE</u> | | | | | | | | | |
| New-first-time | 64 | 60 | 6.7 | 52 | 42 | 23.8 | 12 | 18 | -33.3 |
| -transfer | 14 | 19 | -26.3 | 14 | 17 | -17.6 | | 2 | |
| Total | 78 | 79 | -1.3 | 66 | 59 | 11.9 | 12 | 20 | 40.0 |
| Readmitted | 117 | 134 | -12.7 | 65 | 84 | -22.6 | 52 | 50 | -4.0 |
| Returning | 2551 | 2764 | -7.7 | 2086 | 2280 | -8.5 | 465 | 484 | -3.9 |
| <u>SEX</u> | | | | | | | | | |
| Women | 1603 | 1732 | -7.4 | 1318 | 1446 | -8.9 | 285 | 286 | -.3 |
| Men | 1143 | 1245 | -8.2 | 899 | 977 | -8.0 | 244 | 268 | -9.0 |
| <u>MARITAL STATUS</u> | | | | | | | | | |
| Married | 483 | 519 | -6.9 | 213 | 251 | -15.1 | 270 | 268 | .7 |
| Single | 2263 | 2458 | -7.9 | 2004 | 2172 | -7.7 | 259 | 286 | -9.4 |
| <u>RESIDENCE</u> | | | | | | | | | |
| Michigan | 2216 | 2416 | -8.3 | 1891 | 2074 | -8.8 | 325 | 342 | -5.0 |
| Non-Michigan | 530 | 561 | -5.5 | 326 | 349 | -6.6 | 204 | 212 | -3.8 |
| TOTAL COLLEGE | 2746 | 2977 | -7.8 | 2217 | 2423 | -8.5 | 529 | 554 | -4.5 |
| <u>ADDITIONAL DATA</u> | | | | | | | | | |
| Married | | | | | | | | | |
| Women | 257 | 279 | -7.9 | 127 | 147 | -13.6 | 130 | 132 | -1.5 |
| Men | 226 | 240 | -5.8 | 86 | 104 | -17.3 | 140 | 136 | 2.9 |

Note: 1) Students classified by curriculum, source, sex, marital status, residence, etc.

MICHIGAN STATE UNIVERSITY
Office of the Registrar
Evaluation & Research

STUDENTS ENROLLED IN CREDIT PROGRAMS¹
LYMAN BRIGGS COLLEGE
East Lansing Campus

Spring 1978

| | UNDERGRADUATE | | |
|---------------------------------|---------------|------|--------|
| | 1978 | 1977 | Change |
| <u>CURRICULUM</u> | | | |
| No Field of Concentration | 255 | 256 | - .4% |
| Biology | 221 | 217 | 1.8 |
| Computer Science | 50 | 44 | 13.6 |
| Earth Sciences | 8 | 12 | -33.3 |
| Environmental Sciences | 8 | 16 | -50.0 |
| General Science | 2 | 2 | |
| History & Philosophy of Science | 7 | 8 | -12.5 |
| Mathematical Sciences | 25 | 38 | -34.2 |
| Medical Technology | 35 | 45 | -22.2 |
| Physical Science | 123 | 132 | -6.8 |
| <u>SOURCE</u> | | | |
| New-first-time | | 2 | |
| -transfer | | 2 | |
| <i>Total</i> | | 4 | |
| Readmitted | 11 | 9 | 22.2 |
| Returning | 723 | 757 | -4.5 |
| <u>SEX</u> | | | |
| Women | 253 | 249 | 1.6 |
| Men | 481 | 521 | -7.7 |
| <u>MARITAL STATUS</u> | | | |
| Married | 16 | 22 | -27.3 |
| Single | 718 | 748 | -4.0 |
| <u>RESIDENCE</u> | | | |
| Michigan | 623 | 629 | -1.0 |
| Non-Michigan | 111 | 141 | -21.3 |
| TOTAL COLLEGE | 734 | 770 | -4.7 |
| <u>ADDITIONAL DATA</u> | | | |
| Married | | | |
| Women | 7 | 8 | -12.5 |
| Men | 9 | 14 | -35.7 |

Note: 1) Students classified by curriculum, source, sex, marital status, residence, etc.

MICHIGAN STATE UNIVERSITY
Office of the Registrar
Evaluation & Research

STUDENTS ENROLLED IN CREDIT PROGRAMS¹
COLLEGE OF BUSINESS
East Lansing Campus

Spring 1978

| CURRICULUM | TOTAL | | | UNDERGRADUATE | | | GRADUATE | | |
|---|-------|------|--------|---------------|------|--------|----------|------|--------|
| | 1978 | 1977 | Change | 1978 | 1977 | Change | 1978 | 1977 | Change |
| Accounting & Financial Admin. | 1941 | 1733 | 12.0% | 1747 | 1536 | 13.7% | 194 | 197 | -1.5% |
| Business Administration | 130 | 135 | -3.7 | | | | 130 | 135 | -3.7 |
| Business Law & Office Admin. | 1415 | 1289 | 9.8 | 1415 | 1289 | 9.8 | | | |
| Economics | 227 | 200 | 13.5 | 150 | 126 | 19.0 | 77 | 74 | 4.1 |
| Hotel, Restaurant & Institutional Management | 984 | 958 | 2.7 | 953 | 920 | 3.6 | 31 | 38 | -18.4 |
| Management | 404 | 380 | 6.3 | 278 | 262 | 6.1 | 126 | 118 | 6.8 |
| Marketing & Transportation Administration | 626 | 489 | 28.0 | 485 | 353 | 37.4 | 141 | 136 | 3.7 |
| <u>SOURCE</u> | | | | | | | | | |
| New-first-time | 32 | 29 | 10.3 | 6 | 8 | -25.0 | 26 | 21 | 23.8 |
| -transfer | 19 | 26 | -26.9 | 19 | 25 | -24.0 | | 1 | |
| Total | 51 | 55 | -7.3 | 25 | 33 | -24.2 | 26 | 22 | 18.2 |
| Readmitted | 108 | 109 | -.9 | 82 | 81 | 1.2 | 26 | 28 | -7.1 |
| Returning | 5568 | 5020 | 10.9 | 4921 | 4372 | 12.6 | 647 | 648 | -.2 |
| <u>SEX</u> | | | | | | | | | |
| Women | 1931 | 1579 | 22.3 | 1810 | 1467 | 23.4 | 121 | 112 | 8.0 |
| Men | 3796 | 3605 | 5.3 | 3218 | 3019 | 6.6 | 578 | 586 | -1.4 |
| <u>MARITAL STATUS</u> | | | | | | | | | |
| Married | 617 | 662 | -6.8 | 238 | 278 | -14.4 | 379 | 384 | -1.3 |
| Single | 5110 | 4522 | 13.0 | 4790 | 4208 | 13.8 | 320 | 314 | 1.9 |
| <u>RESIDENCE</u> | | | | | | | | | |
| Michigan | 5014 | 4563 | 9.9 | 4503 | 4056 | 11.0 | 511 | 507 | .8 |
| Non-Michigan | 713 | 621 | 14.8 | 525 | 430 | 22.1 | 188 | 191 | -1.6 |
| TOTAL COLLEGE | 5727 | 5184 | 10.5 | 5028 | 4486 | 12.1 | 699 | 698 | .1 |
| <u>ADDITIONAL DATA</u> | | | | | | | | | |
| Married | | | | | | | | | |
| Women | 127 | 131 | -3.1 | 80 | 83 | -3.6 | 47 | 48 | -2.1 |
| Men | 490 | 531 | -7.7 | 158 | 195 | -19.0 | 332 | 336 | -1.2 |

Note: 1) Students classified by curriculum, source, sex, marital status, residence, etc.

MICHIGAN STATE UNIVERSITY
Office of the Registrar
Evaluation & Research

STUDENTS ENROLLED IN CREDIT PROGRAMS¹
COLLEGE OF COMMUNICATION ARTS AND SCIENCES
East Lansing Campus

Spring 1978

| | TOTAL | | | UNDERGRADUATE | | | GRADUATE | | |
|-----------------------------|-----------|-----------|--------------|---------------|-----------|--------------|----------|-----------|--------------|
| | 1978 | 1977 | Change | 1978 | 1977 | Change | 1978 | 1977 | Change |
| <u>CURRICULUM</u> | | | | | | | | | |
| Advertising | 618 | 486 | 27.2% | 582 | 462 | 26.0% | 36 | 24 | 50.0% |
| Audiology & Speech Sciences | 350 | 353 | -.8 | 271 | 285 | -4.9 | 79 | 68 | 16.2 |
| Communication | 519 | 456 | 13.8 | 417 | 363 | 14.9 | 102 | 93 | 9.7 |
| Comm. Arts & Sciences | 15 | 16 | -6.3 | | | | 15 | 16 | -6.3 |
| Journalism | 510 | 490 | 4.1 | 472 | 463 | 1.9 | 38 | 27 | 40.7 |
| Telecommunication | 599 | 558 | 7.3 | 573 | 535 | 7.1 | 26 | 23 | 13.0 |
| <u>SOURCE</u> | | | | | | | | | |
| New-first-time | 8 | 13 | -38.5 | 1 | 4 | | 7 | 9 | -22.2 |
| -transfer | 18 | 19 | -5.3 | 18 | 18 | | | 1 | |
| <i>Total</i> | <i>26</i> | <i>32</i> | <i>-18.8</i> | <i>19</i> | <i>22</i> | <i>-13.6</i> | <i>7</i> | <i>10</i> | <i>-30.0</i> |
| Readmitted | 72 | 59 | 22.0 | 48 | 44 | 9.1 | 24 | 15 | 60.0 |
| Returning | 2513 | 2268 | 10.8 | 2248 | 2042 | 10.1 | 265 | 226 | 17.3 |
| <u>SEX</u> | | | | | | | | | |
| Women | 1474 | 1285 | 14.7 | 1297 | 1148 | 13.0 | 177 | 137 | 29.2 |
| Men | 1137 | 1074 | 5.9 | 1018 | 960 | 6.0 | 119 | 114 | 4.4 |
| <u>MARITAL STATUS</u> | | | | | | | | | |
| Married | 225 | 232 | -3.0 | 115 | 125 | -8.0 | 110 | 107 | 2.8 |
| Single | 2386 | 2127 | 12.2 | 2200 | 1983 | 10.9 | 186 | 144 | 29.2 |
| <u>RESIDENCE</u> | | | | | | | | | |
| Michigan | 2236 | 2002 | 11.7 | 2052 | 1873 | 9.6 | 184 | 129 | 42.6 |
| Non-Michigan | 375 | 357 | 5.0 | 263 | 235 | 11.9 | 112 | 122 | -8.2 |
| TOTAL COLLEGE | 2611 | 2359 | 10.7 | 2315 | 2108 | 9.8 | 296 | 251 | 17.9 |
| <u>ADDITIONAL DATA</u> | | | | | | | | | |
| Married | | | | | | | | | |
| Women | 106 | 95 | 11.6 | 56 | 56 | | 50 | 39 | 28.2 |
| Men | 119 | 137 | 13.1 | 59 | 69 | -14.5 | 60 | 68 | -11.8 |

Note: 1) Students classified by curriculum, source, sex, marital status, residence, etc.

MICHIGAN STATE UNIVERSITY
Office of the Registrar
Evaluation & Research

STUDENTS ENROLLED IN CREDIT PROGRAMS¹
COLLEGE OF EDUCATION
East Lansing Campus

Spring 1978

| CURRICULUM | TOTAL | | | UNDERGRADUATE | | | GRADUATE | | |
|---|-------|------|--------|---------------|------|--------|----------|------|--------|
| | 1978 | 1977 | Change | 1978 | 1977 | Change | 1978 | 1977 | Change |
| Education ² | 470 | 570 | -17.5% | 222 | 276 | -19.6% | 248 | 294 | -15.6% |
| Admin. & Higher Education | 473 | 459 | 3.1 | | | | 473 | 459 | 3.1 |
| Counseling, Personnel Services & Educational Psychology | 325 | 380 | -14.5 | | | | 325 | 380 | -14.5 |
| Elementary & Special Education | 1727 | 2008 | -14.0 | 1289 | 1532 | -15.9 | 438 | 476 | -8.0 |
| Health, Phys. Ed. & Recreation | 704 | 751 | -6.3 | 555 | 604 | -8.1 | 149 | 147 | 1.4 |
| Secondary Education & Curriculum | 491 | 505 | -2.8 | 46 | 70 | -34.3 | 445 | 435 | 2.3 |
| <u>SOURCE</u> | | | | | | | | | |
| New-first-time | 110 | 86 | 27.9 | 5 | 3 | | 105 | 83 | 26.5 |
| -transfer | 28 | 34 | -17.6 | 26 | 33 | -21.2 | 2 | 1 | |
| Total | 138 | 120 | 15.0 | 31 | 36 | -13.9 | 107 | 84 | 27.4 |
| Readmitted | 488 | 464 | 5.2 | 142 | 130 | 9.2 | 346 | 334 | 3.6 |
| Returning | 3564 | 4089 | -12.8 | 1939 | 2316 | -16.3 | 1625 | 1773 | -8.3 |
| <u>SEX</u> | | | | | | | | | |
| Women | 2779 | 3133 | -11.3 | 1653 | 1921 | -14.0 | 1126 | 1212 | -7.1 |
| Men | 1411 | 1540 | -8.4 | 459 | 561 | -18.2 | 952 | 979 | -2.8 |
| <u>MARITAL STATUS</u> | | | | | | | | | |
| Married | 1645 | 1762 | -6.6 | 344 | 425 | -19.1 | 1301 | 1337 | -2.7 |
| Single | 2545 | 2911 | -12.6 | 1768 | 2057 | -14.0 | 777 | 854 | -9.0 |
| <u>RESIDENCE</u> | | | | | | | | | |
| Michigan | 3620 | 4113 | -12.0 | 2000 | 2357 | -15.1 | 1620 | 1756 | -7.7 |
| Non-Michigan | 570 | 560 | 1.8 | 112 | 125 | -10.4 | 458 | 435 | 5.3 |
| TOTAL COLLEGE | 4190 | 4673 | -10.3 | 2112 | 2482 | -14.9 | 2078 | 2191 | -5.2 |
| <u>ADDITIONAL DATA</u> | | | | | | | | | |
| Married | | | | | | | | | |
| Women | 841 | 935 | -10.1 | 234 | 285 | -17.9 | 607 | 650 | -6.6 |
| Men | 804 | 827 | -2.8 | 110 | 140 | -21.4 | 694 | 687 | 1.0 |

Notes: 1) Students classified by curriculum, source, sex, marital status, residence, etc.
2) The Education curriculum includes the following majors: A) Education-Special Program; B) Education- Non-Degree; C) Administration and Supervision of Student Teaching; and Classroom Teaching-Experimental.

MICHIGAN STATE UNIVERSITY
Office of the Registrar
Evaluation & Research

STUDENTS ENROLLED IN CREDIT PROGRAMS¹
COLLEGE OF ENGINEERING
East Lansing Campus

Spring 1978

| CURRICULUM | TOTAL | | | UNDERGRADUATE | | | GRADUATE | | |
|---------------------------------------|-------|------|--------|---------------|------|--------|----------|------|--------|
| | 1978 | 1977 | Change | 1978 | 1977 | Change | 1978 | 1977 | Change |
| Engineering | 723 | 685 | 5.5% | 723 | 685 | 5.5% | | | |
| Agricultural Engineering ² | 77 | 65 | 18.5 | 77 | 65 | 18.5 | | | |
| Chemical Engineering | 308 | 266 | 15.8 | 283 | 240 | 17.9 | 25 | 26 | -3.8% |
| Civil & Sanitary Engineering | 392 | 422 | -7.1 | 333 | 363 | -8.3 | 59 | 59 | |
| Electrical Engineering | 406 | 375 | 8.3 | 364 | 338 | 7.7 | 42 | 37 | 13.5 |
| Engineering Arts | 179 | 124 | 44.4 | 179 | 124 | 44.4 | | | |
| Engineering Sciences | 431 | 371 | 16.2 | 343 | 279 | 22.9 | 88 | 92 | -4.3 |
| Mechanical Engineering | 460 | 383 | 20.1 | 423 | 345 | 22.6 | 37 | 38 | -2.6 |
| Mechanics | 12 | 17 | -29.4 | | | | 12 | 17 | -29.4 |
| Metallurgy | 4 | 6 | | 1 | | | 3 | 6 | |
| <u>SOURCE</u> | | | | | | | | | |
| New-first-time | 19 | 14 | 35.7 | 8 | 5 | | 11 | 9 | 22.2 |
| -transfer | 10 | 15 | -33.3 | 10 | 14 | -28.6 | | 1 | |
| Total | 29 | 29 | | 18 | 19 | -5.3 | 11 | 10 | 10.0 |
| Readmitted | 87 | 80 | 8.8 | 76 | 70 | 8.6 | 11 | 10 | 10.0 |
| Returning | 2876 | 2605 | 10.4 | 2632 | 2350 | 12.0 | 244 | 255 | -4.3 |
| <u>SEX</u> | | | | | | | | | |
| Women | 471 | 354 | 33.1 | 445 | 333 | 33.6 | 26 | 21 | 23.8 |
| Men | 2521 | 2360 | 6.8 | 2281 | 2106 | 8.3 | 240 | 254 | -5.5 |
| <u>MARITAL STATUS</u> | | | | | | | | | |
| Married | 322 | 316 | 1.9 | 208 | 191 | 8.9 | 114 | 125 | -8.8 |
| Single | 2670 | 2398 | 11.3 | 2518 | 2248 | 12.0 | 152 | 150 | 1.3 |
| <u>RESIDENCE</u> | | | | | | | | | |
| Michigan | 2542 | 2298 | 10.6 | 2401 | 2149 | 11.7 | 141 | 149 | -5.4 |
| Non-Michigan | 450 | 416 | 8.2 | 325 | 290 | 12.1 | 125 | 126 | -8 |
| TOTAL COLLEGE | 2992 | 2714 | 10.2 | 2726 | 2439 | 11.8 | 266 | 275 | -3.3 |
| <u>ADDITIONAL DATA</u> | | | | | | | | | |
| <u>Married</u> | | | | | | | | | |
| Women | 33 | 26 | 26.9 | 26 | 18 | 44.4 | 7 | 8 | -12.5 |
| Men | 289 | 290 | -.3 | 182 | 173 | 5.2 | 107 | 117 | -8.5 |

Notes: 1) Students classified by curriculum, source, sex, marital status, residence, etc.
2) Totals exclude Agricultural Engineering graduates. These students are included in the College of Agriculture and Natural Resources.

MICHIGAN STATE UNIVERSITY
Office of the Registrar
Evaluation & Research

STUDENTS ENROLLED IN CREDIT PROGRAMS¹
COLLEGE OF HUMAN ECOLOGY
East Lansing Campus

Spring 1978

| SOURCE | TOTAL | | | UNDERGRADUATE | | | GRADUATE | | |
|------------------------|-----------|-----------|-------------|---------------|-----------|-------------|----------|-----------|--------------|
| | 1978 | 1977 | Change | 1978 | 1977 | Change | 1978 | 1977 | Change |
| New-first-time | 13 | 11 | 18.2% | 4 | 1 | | 9 | 10 | -10.0% |
| -transfer | 14 | 10 | 40.0 | 14 | 9 | 55.6% | | 1 | |
| <i>Total</i> | <i>27</i> | <i>21</i> | <i>28.6</i> | <i>18</i> | <i>10</i> | <i>80.0</i> | <i>9</i> | <i>11</i> | <i>-18.2</i> |
| Readmitted | 73 | 60 | 21.7 | 51 | 34 | 50.0 | 22 | 26 | -15.4 |
| Returning | 1967 | 2037 | -3.4 | 1768 | 1832 | -3.5 | 199 | 205 | -2.9 |
| <u>SEX</u> | | | | | | | | | |
| Women | 1948 | 1990 | -2.1 | 1745 | 1778 | -1.9 | 203 | 212 | -4.2 |
| Men | 119 | 128 | -7.0 | 92 | 98 | -6.1 | 27 | 30 | -10.0 |
| <u>MARITAL STATUS</u> | | | | | | | | | |
| Married | 281 | 256 | 9.8 | 159 | 134 | 18.7 | 122 | 122 | |
| Single | 1786 | 1862 | -4.1 | 1678 | 1742 | -3.7 | 108 | 120 | -10.0 |
| <u>RESIDENCE</u> | | | | | | | | | |
| Michigan | 1876 | 1928 | -2.7 | 1708 | 1756 | -2.7 | 168 | 172 | -2.3 |
| Non-Michigan | 191 | 190 | .5 | 129 | 120 | 7.5 | 62 | 70 | -11.4 |
| TOTAL COLLEGE | 2067 | 2118 | -2.4 | 1837 | 1876 | -2.1 | 230 | 242 | -5.0 |
| <u>ADDITIONAL DATA</u> | | | | | | | | | |
| <u>Married</u> | | | | | | | | | |
| Women | 249 | 228 | 9.2 | 140 | 124 | 12.9 | 109 | 104 | 4.8 |
| Men | 32 | 28 | 14.3 | 19 | 10 | 90.0 | 13 | 18 | -27.8 |

Note: 1) Students classified by source, sex, marital status, residence, etc.

MICHIGAN STATE UNIVERSITY
Office of the Registrar
Evaluation & Research

STUDENTS ENROLLED IN CREDIT PROGRAMS¹
COLLEGE OF HUMAN MEDICINE
East Lansing Campus

Spring 1978

| SOURCE | TOTAL | | | UNDERGRADUATE | | | GRADUATE | | | GRADUATE PROFESSIONAL | | |
|------------------------|-------|------|--------|---------------|------|--------|----------|------|--------|-----------------------|------|--------|
| | 1978 | 1977 | Change | 1978 | 1977 | Change | 1978 | 1977 | Change | 1978 | 1977 | Change |
| New-first-time | 4 | 8 | % | 1 | 4 | % | 3 | 4 | % | | | |
| -transfer | 3 | 2 | | 3 | 2 | | | | | | | |
| <i>Total</i> | 7 | 10 | -30.0 | 4 | 6 | -33.3 | 3 | 4 | -25.0 | | | |
| Readmitted | 15 | 11 | 36.4 | 11 | 3 | | 3 | 4 | -25.0 | 1 | 4 | |
| Returning | 1116 | 1126 | -.9 | 654 | 672 | -2.7 | 88 | 96 | -8.3 | 374 | 358 | 4.5% |
| <u>SEX</u> | | | | | | | | | | | | |
| Women | 648 | 701 | -7.6 | 479 | 521 | -8.1 | 31 | 36 | -13.9 | 138 | 144 | -4.2 |
| Men | 490 | 446 | 9.9 | 190 | 160 | 18.8 | 63 | 68 | -7.4 | 237 | 218 | 8.7 |
| <u>MARITAL STATUS</u> | | | | | | | | | | | | |
| Married | 236 | 222 | 6.3 | 42 | 35 | 20.0 | 52 | 51 | 2.0 | 142 | 136 | 4.4 |
| Single | 902 | 925 | -2.5 | 627 | 646 | -2.9 | 42 | 53 | -20.8 | 233 | 226 | 3.1 |
| <u>RESIDENCE</u> | | | | | | | | | | | | |
| Michigan | 1020 | 1015 | .5 | 634 | 646 | -1.9 | 60 | 66 | -9.1 | 326 | 303 | 7.6 |
| Non-Michigan | 118 | 132 | -10.6 | 35 | 35 | | 34 | 38 | -10.5 | 49 | 59 | -16.9 |
| TOTAL COLLEGE | 1138 | 1147 | -.8 | 669 | 681 | -1.8 | 94 | 104 | -9.6 | 375 | 362 | 3.6 |
| <u>ADDITIONAL DATA</u> | | | | | | | | | | | | |
| <u>Married</u> | | | | | | | | | | | | |
| Women | 75 | 67 | 11.9 | 23 | 16 | 43.8 | 12 | 10 | 20.0 | 40 | 41 | -2.4 |
| Men | 161 | 155 | 3.9 | 19 | 19 | | 40 | 41 | -2.4 | 102 | 95 | 7.4 |

Note: 1) Students classified by source, sex, marital status, residence, etc.

MICHIGAN STATE UNIVERSITY
Office of the Registrar
Evaluation & Research

STUDENTS ENROLLED IN CREDIT PROGRAMS¹
JAMES MADISON COLLEGE
East Lansing Campus

Spring 1978

| | UNDERGRADUATE | | |
|---|---------------|------|--------|
| | 1978 | 1977 | Change |
| <u>CURRICULUM</u> | | | |
| No Field of Concentration | 260 | 161 | 61.5% |
| Ethnic & Religious Intergroup Rel. Policy Prob. | 16 | 15 | 6.7 |
| International Relations Policy Problems | 89 | 73 | 21.9 |
| Justice, Morality & Constitutional Democracy Pol. Prob. | 95 | 85 | 11.8 |
| Socioeconomic Policy Problems | 47 | 29 | 62.1 |
| Urban Community Policy Problems | 60 | 43 | 39.5 |
| <u>SOURCE</u> | | | |
| New-first-time | 2 | | |
| -transfer | 4 | 1 | |
| <i>Total</i> | 6 | 1 | |
| Readmitted | 7 | 7 | |
| Returning | 554 | 398 | 39.2 |
| <u>SEX</u> | | | |
| Women | 253 | 189 | 33.9 |
| Men | 314 | 217 | 44.7 |
| <u>MARITAL STATUS</u> | | | |
| Married | 16 | 19 | -15.8 |
| Single | 551 | 387 | 42.4 |
| <u>RESIDENCE</u> | | | |
| Michigan | 488 | 338 | 44.4 |
| Non-Michigan | 79 | 68 | 16.2 |
| TOTAL CAMPUS | 567 | 406 | 39.7 |
| <u>ADDITIONAL DATA</u> | | | |
| Married | | | |
| Women | 4 | 6 | -33.3 |
| Men | 12 | 13 | -7.7 |

Note: 1) Students classified by curriculum, source, sex, marital status, residence, etc.

MICHIGAN STATE UNIVERSITY
Office of the Registrar
Evaluation & Research

STUDENTS ENROLLED IN CREDIT PROGRAMS¹
JUSTIN MORRILL COLLEGE
East Lansing Campus

Spring 1978

| <u>SOURCE</u> | <u>UNDERGRADUATE</u> | | |
|----------------------------|----------------------|-------------|---------------|
| | <u>1978</u> | <u>1977</u> | <u>Change</u> |
| New-first-time | | 2 | |
| -transfer | 1 | 4 | -75.0% |
| <i>Total</i> | <i>1</i> | <i>6</i> | <i>-83.3</i> |
| Readmitted | 18 | 45 | -60.0 |
| Returning | 223 | 383 | -41.8 |
| <u>SEX</u> | | | |
| Women | 129 | 244 | -47.1 |
| Men | 113 | 190 | -40.5 |
| <u>MARITAL STATUS</u> | | | |
| Married | 42 | 45 | -6.7 |
| Single | 200 | 389 | -48.6 |
| <u>RESIDENCE</u> | | | |
| Michigan | 218 | 387 | -43.7 |
| Non-Michigan | 24 | 47 | -48.9 |
| TOTAL COLLEGE | 242 | 434 | -44.2 |
| <u>ADDITIONAL DATA</u> | | | |
| Married | | | |
| Women | 16 | 19 | -15.8 |
| Men | 26 | 26 | |

Note: 1) Students classified by source, sex, marital status, residence, etc.

MICHIGAN STATE UNIVERSITY
Office of the Registrar
Evaluation & Research

STUDENTS ENROLLED IN CREDIT PROGRAMS¹
COLLEGE OF NATURAL SCIENCE
East Lansing Campus

Spring 1978

| CURRICULUM | TOTAL | | | UNDERGRADUATE | | | GRADUATE | | |
|--------------------------|-------|------|--------|---------------|------|--------|----------|------|--------|
| | 1978 | 1977 | Change | 1978 | 1977 | Change | 1978 | 1977 | Change |
| Natural Science | 26 | 20 | 30.0% | 26 | 20 | 30.0% | | | |
| Biochemistry | 157 | 194 | -19.1 | 157 | 194 | -19.1 | | | |
| Biological Sciences | 1688 | 1782 | -5.3 | 1354 | 1437 | -5.8 | 334 | 345 | -3.2% |
| Biophysics | 11 | 12 | -8.3 | | | | 11 | 12 | -8.3 |
| General Science | 12 | 17 | -29.4 | 10 | 17 | -41.2 | 2 | | |
| Mathematics & Statistics | 382 | 391 | -2.3 | 237 | 266 | -10.9 | 145 | 125 | 16.0 |
| Neurosciences | 10 | 10 | | | | | 10 | 10 | |
| Nursing | 330 | 306 | 7.8 | 320 | 302 | 6.0 | 10 | 4 | |
| Physical Sciences | 717 | 765 | -6.3 | 393 | 419 | -6.2 | 324 | 346 | -6.4 |
| Preprofessional | 905 | 861 | 5.1 | 905 | 861 | 5.1 | | | |
| <u>SOURCE</u> | | | | | | | | | |
| New-first-time | 33 | 33 | | 13 | 6 | | 20 | 27 | -25.9 |
| -transfer | 33 | 22 | 50.0 | 33 | 20 | 65.0 | | 2 | |
| Total | 66 | 55 | 20.0 | 46 | 26 | 76.9 | 20 | 29 | -31.0 |
| Readmitted | 105 | 111 | -5.4 | 87 | 89 | -2.2 | 18 | 22 | -18.2 |
| Returning | 4067 | 4192 | -3.0 | 3269 | 3401 | -3.9 | 798 | 791 | .9 |
| <u>SEX</u> | | | | | | | | | |
| Women | 1801 | 1716 | 5.0 | 1603 | 1513 | 5.9 | 198 | 203 | -2.5 |
| Men | 2437 | 2642 | -7.8 | 1799 | 2003 | -10.2 | 638 | 639 | -.2 |
| <u>MARITAL STATUS</u> | | | | | | | | | |
| Married | 632 | 670 | -5.7 | 267 | 290 | -7.9 | 365 | 380 | -3.9 |
| Single | 3606 | 3688 | -2.2 | 3135 | 3226 | -2.8 | 471 | 462 | 1.9 |
| <u>RESIDENCE</u> | | | | | | | | | |
| Michigan | 3339 | 3465 | -3.6 | 3011 | 3114 | -3.3 | 328 | 351 | -6.6 |
| Non-Michigan | 899 | 893 | .7 | 391 | 402 | -2.7 | 508 | 491 | 3.5 |
| TOTAL COLLEGE | 4238 | 4358 | -2.8 | 3402 | 3516 | -3.2 | 836 | 842 | -.7 |
| <u>ADDITIONAL DATA</u> | | | | | | | | | |
| <u>Married</u> | | | | | | | | | |
| Women | 223 | 203 | 9.9 | 140 | 123 | 13.8 | 83 | 80 | 3.8 |
| Men | 409 | 467 | -12.4 | 127 | 167 | 24.0 | 282 | 300 | -6.0 |

Note: 1) Students classified by curriculum, source, sex, marital status, residence, etc.

MICHIGAN STATE UNIVERSITY
Office of the Registrar
Evaluation & Research

STUDENTS ENROLLED IN CREDIT PROGRAMS¹
COLLEGE OF OSTEOPATHIC MEDICINE
East Lansing Campus

Spring 1978

| <u>SOURCE</u> | GRADUATE PROFESSIONAL | | |
|------------------------|--------------------------|-------------|---------------|
| | <u>1978</u> | <u>1977</u> | <u>Change</u> |
| New-first-time | | | |
| -transfer | | | |
| <i>Total</i> | | | |
| Readmitted | 6 | 3 | |
| Returning | 300 | 280 | 7.1% |
| <u>SEX</u> | | | |
| Women | 88 | 80 | 10.0 |
| Men | 218 | 203 | 7.4 |
| <u>MARITAL STATUS</u> | | | |
| Married | 109 | 105 | 3.8 |
| Single | 197 | 178 | 10.7 |
| <u>RESIDENCE</u> | | | |
| Michigan | 254 | 229 | 10.9 |
| Non-Michigan | 52 | 54 | -3.7 |
| TOTAL COLLEGE | 306 | 283 | 8.1 |
| <u>ADDITIONAL DATA</u> | | | |
| Married | | | |
| Women | 19 | 18 | 5.6 |
| Men | 90 | 87 | 3.4 |

Note: 1) Students classified by source, sex, marital status, residence, etc.

MICHIGAN STATE UNIVERSITY
Office of the Registrar
Evaluation & Research

STUDENTS ENROLLED IN CREDIT PROGRAMS¹
COLLEGE OF SOCIAL SCIENCE
East Lansing Campus

Spring 1978

| CURRICULUM | TOTAL | | | UNDERGRADUATE | | | GRADUATE | | |
|--|-------|------|--------|---------------|------|--------|----------|------|--------|
| | 1978 | 1977 | Change | 1978 | 1977 | Change | 1978 | 1977 | Change |
| Social Science | 816 | 889 | -8.2% | 776 | 842 | -7.8% | 40 | 47 | -14.9% |
| Anthropology | 124 | 149 | -16.8 | 82 | 104 | -21.2 | 42 | 45 | -6.7 |
| Criminal Justice | 936 | 947 | -1.2 | 846 | 862 | -1.9 | 90 | 85 | 5.9 |
| Geography | 133 | 145 | -8.3 | 64 | 66 | -3.0 | 69 | 79 | -12.7 |
| Labor & Industrial Relations | 113 | 110 | 2.7 | | | | 113 | 110 | 2.7 |
| Political Science | 555 | 543 | 2.2 | 478 | 473 | 1.1 | 77 | 70 | 10.0 |
| Psychology | 1006 | 989 | 1.7 | 842 | 815 | 3.3 | 164 | 174 | -5.7 |
| Social Work | 481 | 520 | -7.5 | 350 | 382 | -8.4 | 131 | 138 | -5.1 |
| Sociology | 165 | 169 | -2.4 | 65 | 79 | -17.7 | 100 | 90 | 11.1 |
| Urban Planning & Landscape Architecture | 324 | 365 | -11.2 | 283 | 331 | -14.5 | 41 | 34 | 20.6 |
| <u>SOURCE</u> | | | | | | | | | |
| New-first-time | 26 | 35 | -25.7 | 5 | 5 | | 21 | 30 | -30.0 |
| -transfer | 44 | 40 | 10.0 | 43 | 38 | 13.2 | 1 | 2 | |
| Total | 70 | 75 | -6.7 | 48 | 43 | 11.6 | 22 | 32 | -31.3 |
| Readmitted | 179 | 188 | -4.8 | 139 | 145 | -4.1 | 40 | 43 | -7.0 |
| Returning | 4404 | 4563 | -3.5 | 3599 | 3766 | -4.4 | 805 | 797 | 1.0 |
| <u>SEX</u> | | | | | | | | | |
| Women | 2191 | 2165 | 1.2 | 1849 | 1844 | .3 | 342 | 321 | 6.5 |
| Men | 2462 | 2661 | -7.5 | 1937 | 2110 | -8.2 | 525 | 551 | -4.7 |
| <u>MARITAL STATUS</u> | | | | | | | | | |
| Married | 749 | 843 | -11.2 | 367 | 439 | -16.4 | 382 | 404 | -5.4 |
| Single | 3904 | 3983 | -2.0 | 3419 | 3515 | -2.7 | 485 | 468 | 3.6 |
| <u>RESIDENCE</u> | | | | | | | | | |
| Michigan | 3935 | 4102 | -4.1 | 3466 | 3628 | -4.5 | 469 | 474 | -1.1 |
| Non-Michigan | 718 | 724 | -.8 | 320 | 326 | -1.8 | 398 | 398 | |
| TOTAL COLLEGE | 4653 | 4826 | -3.6 | 3786 | 3954 | -4.2 | 867 | 872 | -.6 |
| <u>ADDITIONAL DATA</u> | | | | | | | | | |
| Married | | | | | | | | | |
| Women | 254 | 269 | -5.6 | 142 | 166 | -14.5 | 112 | 103 | 8.7 |
| Men | 495 | 574 | -13.8 | 225 | 273 | -17.6 | 270 | 301 | -10.3 |

Note: 1) Students classified by curriculum source, sex, marital status, residence, etc.

MICHIGAN STATE UNIVERSITY
Office of the Registrar
Evaluation & Research

STUDENTS ENROLLED IN CREDIT PROGRAMS¹
COLLEGE OF URBAN DEVELOPMENT
East Lansing Campus

Spring 1978

| | UNDERGRADUATE | | |
|------------------------------|---------------|------|--------|
| | 1978 | 1977 | Change |
| <u>CURRICULUM</u> | | | |
| Racial & Ethnic Studies | 13 | 17 | -23.5% |
| Urban & Metropolitan Studies | 131 | 111 | 18.0 |
| <u>SOURCE</u> | | | |
| New-first-time | 1 | | |
| -transfer | | 1 | |
| <i>Total</i> | 1 | 1 | |
| Readmitted | 7 | 7 | |
| Returning | 136 | 120 | 13.3 |
| <u>SEX</u> | | | |
| Women | 91 | 81 | 12.3 |
| Men | 53 | 47 | 12.8 |
| <u>MARITAL STATUS</u> | | | |
| Married | 23 | 13 | 76.9 |
| Single | 121 | 115 | 5.2 |
| <u>RESIDENCE</u> | | | |
| Michigan | 127 | 119 | 6.7 |
| Non-Michigan | 17 | 9 | 88.9 |
| TOTAL COLLEGE | 144 | 128 | 12.5 |
| <u>ADDITIONAL DATA</u> | | | |
| Married | | | |
| Women | 10 | 7 | 42.9 |
| Men | 13 | 6 | 116.7 |

Note: 1) Students classified by curriculum, source, sex, marital status, residence, etc.

MICHIGAN STATE UNIVERSITY
Office of the Registrar
Evaluation & Research

STUDENTS ENROLLED IN CREDIT PROGRAMS¹
COLLEGE OF VETERINARY MEDICINE
East Lansing Campus

Spring 1978

| CURRICULUM | TOTAL | | | UNDERGRADUATE | | | GRADUATE | | | GRADUATE PROFESSIONAL | | |
|------------------------|-------|------|--------|---------------|------|--------|----------|------|--------|-----------------------|------|--------|
| | 1978 | 1977 | Change | 1978 | 1977 | Change | 1978 | 1977 | Change | 1978 | 1977 | Change |
| Preveterinary | 614 | 597 | 2.8% | 614 | 597 | 2.8% | | | % | | | |
| Veterinary Medicine | 355 | 351 | 1.1 | | 2 | | 36 | 34 | 5.9 | 319 | 315 | 1.3% |
| <u>SOURCE</u> | | | | | | | | | | | | |
| New-first-time | 3 | 6 | | 1 | 6 | | 2 | | | | | |
| -transfer | 1 | | | 1 | | | | | | | | |
| Total | 4 | 6 | | 2 | 6 | | 2 | | | | | |
| Readmitted | 24 | 19 | 26.3 | 1 | 2 | | | | | 23 | 17 | 35.3 |
| Returning | 941 | 923 | 2.0 | 611 | 591 | 3.4 | 34 | 34 | | 296 | 298 | -.7 |
| <u>SEX</u> | | | | | | | | | | | | |
| Women | 505 | 465 | 8.6 | 352 | 328 | 7.3 | 10 | 8 | 25.0 | 143 | 129 | 10.9 |
| Men | 464 | 483 | -3.9 | 262 | 271 | -3.3 | 26 | 26 | | 176 | 186 | -5.4 |
| <u>MARITAL STATUS</u> | | | | | | | | | | | | |
| Married | 110 | 114 | -3.5 | 14 | 11 | 27.3 | 21 | 23 | -8.7 | 75 | 80 | 6.3 |
| Single | 859 | 834 | 3.0 | 600 | 588 | 2.0 | 15 | 11 | 36.4 | 244 | 235 | 3.8 |
| <u>RESIDENCE</u> | | | | | | | | | | | | |
| Michigan | 825 | 800 | 3.1 | 506 | 482 | 5.0 | 15 | 13 | 15.4 | 304 | 305 | -.3 |
| Non-Michigan | 144 | 148 | -2.7 | 108 | 117 | -7.7 | 21 | 21 | | 15 | 10 | 50.0 |
| TOTAL COLLEGE | 969 | 948 | 2.2 | 614 | 599 | 2.5 | 36 | 34 | 5.9 | 319 | 315 | 1.3 |
| <u>ADDITIONAL DATA</u> | | | | | | | | | | | | |
| <u>Married</u> | | | | | | | | | | | | |
| Women | 39 | 24 | 62.5 | 7 | 3 | | 5 | 4 | | 27 | 17 | 58.8 |
| Men | 71 | 90 | -21.1 | 7 | 8 | | 16 | 19 | -15.8 | 48 | 63 | -23.8 |

Note: 1) Students classified by curriculum, source, sex, marital status, residence, etc.

MICHIGAN STATE UNIVERSITY
Office of the Registrar
Evaluation & Research

STUDENTS ENROLLED IN CREDIT PROGRAMS¹
NO PREFERENCE
East Lansing Campus

Spring 1978

| <u>SOURCE</u> | <u>UNDERGRADUATE</u> | | |
|----------------------------|----------------------|-------------|---------------|
| | <u>1978</u> | <u>1977</u> | <u>Change</u> |
| New-first-time | 9 | 24 | -62.5% |
| -transfer | 8 | 8 | |
| <i>Total</i> | 17 | 32 | -46.9 |
| Readmitted | 39 | 48 | -18.8 |
| Returning | 2367 | 2213 | 7.0 |
| <u>SEX</u> | | | |
| Women | 1419 | 1320 | 7.5 |
| Men | 1004 | 973 | 3.2 |
| <u>MARITAL STATUS</u> | | | |
| Married | 35 | 58 | -39.7 |
| Single | 2388 | 2235 | 6.8 |
| <u>RESIDENCE</u> | | | |
| Michigan | 2276 | 2150 | 5.9 |
| Non-Michigan | 147 | 143 | 2.8 |
| TOTAL COLLEGE | 2423 | 2293 | 5.7 |
| <u>ADDITIONAL DATA</u> | | | |
| Married | | | |
| Women | 30 | 34 | -11.8 |
| Men | 5 | 24 | -79.2 |

Note: 1) Students classified by source, sex, marital status, residence, etc.

MICHIGAN STATE UNIVERSITY
Office of the Registrar
Evaluation & Research

STUDENTS ENROLLED IN CREDIT PROGRAMS¹
UNCLASSIFIED
East Lansing Campus

Spring 1978

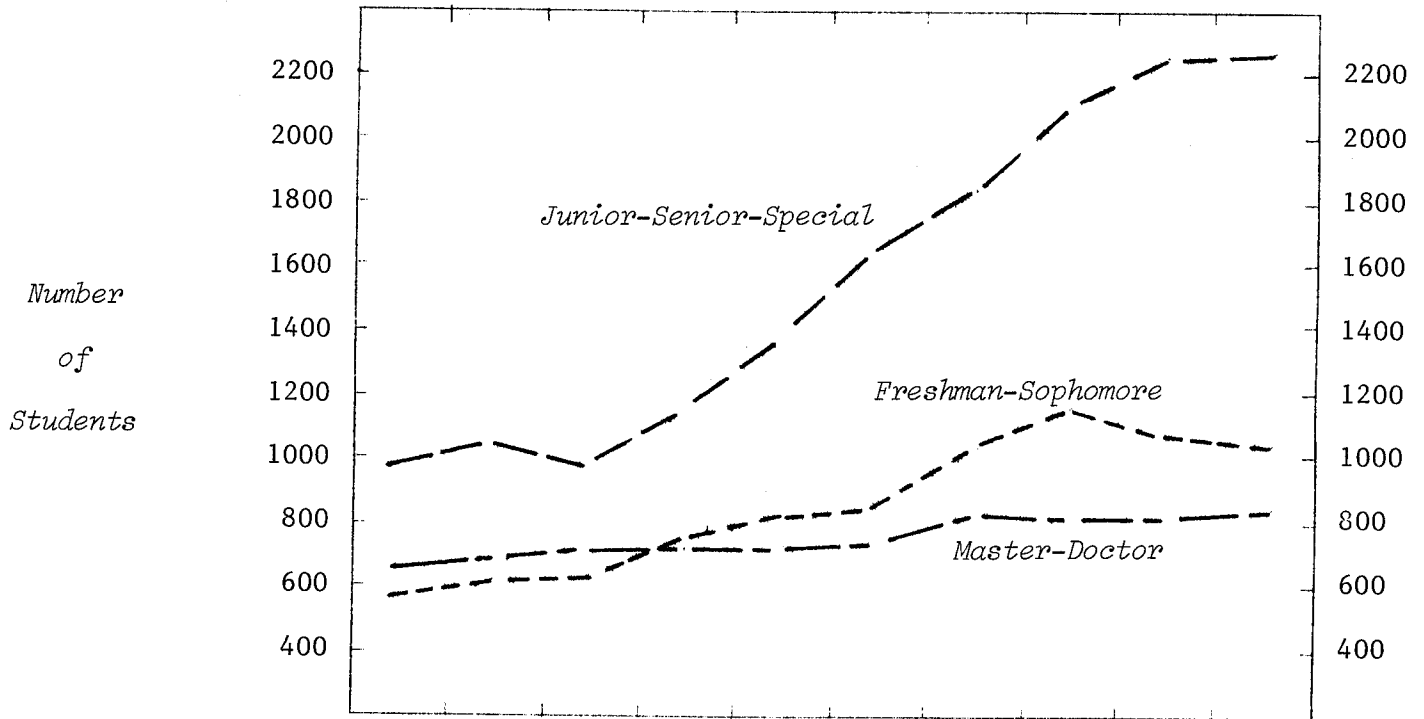
| | TOTAL | | | UNDERGRADUATE | | | GRADUATE | | |
|------------------------|-------|------|--------|---------------|------|--------|----------|------|--------|
| | 1978 | 1977 | Change | 1978 | 1977 | Change | 1978 | 1977 | Change |
| <u>CURRICULUM</u> | | | | | | | | | |
| Guest | 79 | 48 | 64.6% | 66 | 45 | 46.7% | 13 | 3 | |
| Workshop | 2 | | | | | | 2 | | |
| <u>SOURCE</u> | | | | | | | | | |
| New-first-time | 17 | 6 | | 9 | 3 | | 8 | 3 | |
| -transfer | 34 | 21 | 61.9 | 34 | 21 | 61.9 | | | |
| <i>Total</i> | 51 | 27 | 88.9 | 43 | 24 | 79.2 | 8 | 3 | |
| Readmitted | 7 | 4 | | 4 | 4 | | 3 | | |
| Returning | 23 | 17 | 35.3 | 19 | 17 | 11.8 | 4 | | |
| <u>SEX</u> | | | | | | | | | |
| Women | 38 | 23 | 65.2 | 32 | 20 | 60.0 | 6 | 3 | |
| Men | 43 | 25 | 72.0 | 34 | 25 | 36.0 | 9 | | |
| <u>MARITAL STATUS</u> | | | | | | | | | |
| Married | 16 | 9 | 77.8 | 9 | 8 | 12.5 | 7 | 1 | |
| Single | 65 | 39 | 66.7 | 57 | 37 | 54.1 | 8 | 2 | |
| <u>RESIDENCE</u> | | | | | | | | | |
| Michigan | 69 | 42 | 64.3 | 54 | 39 | 38.5 | 15 | 3 | |
| Non-Michigan | 12 | 6 | | 12 | 6 | | | | |
| TOTAL COLLEGE | 81 | 48 | 68.8 | 66 | 45 | 46.7 | 15 | 3 | |
| <u>ADDITIONAL DATA</u> | | | | | | | | | |
| <u>Married</u> | | | | | | | | | |
| Women | 8 | 3 | | 7 | 2 | | 1 | 1 | |
| Men | 8 | 6 | 33.3 | 2 | 6 | | 6 | | |

Note: 1) Students classified by curriculum, source, sex, marital status, residence, etc.

MICHIGAN STATE UNIVERSITY
Office of the Registrar
Evaluation & Research

TRENDGRAPH OF TERM ENROLLMENTS
COLLEGE OF AGRICULTURE AND NATURAL RESOURCES
East Lansing Campus

Spring Terms



CURRICULUM

| | 1969 | 1970 | 1971 | 1972 | 1973 | 1974 | 1975 | 1976 | 1977 | 1978 |
|-------------------------------------|------|------|------|------|------|------|------|------|------|------|
| Agriculture-Undergrad. ¹ | 1369 | 1406 | 1398 | 1697 | 1907 | 2127 | 2428 | 2812 | 2891 | 2833 |
| Nat. Res. & Envir. Educ. | | | | | 51 | 123 | 170 | 163 | 160 | 148 |
| Agriculture-Graduate | 657 | 673 | 729 | 736 | 731 | 732 | 808 | 803 | 802 | 824 |
| Agricultural Technology | 203 | 232 | 204 | 221 | 222 | 230 | 238 | 282 | 260 | 264 |

LEVEL

| Undergraduate | 1969 | 1970 | 1971 | 1972 | 1973 | 1974 | 1975 | 1976 | 1977 | 1978 |
|-----------------------|------|------|------|------|------|------|------|------|------|------|
| Freshman-Sophomore | 582 | 602 | 607 | 758 | 804 | 854 | 1022 | 1166 | 1090 | 1015 |
| Junior-Senior-Special | 990 | 1036 | 995 | 1160 | 1376 | 1626 | 1814 | 2091 | 2221 | 2230 |
| Graduate | 657 | 673 | 729 | 736 | 731 | 732 | 808 | 803 | 802 | 824 |

TOTAL COLLEGE

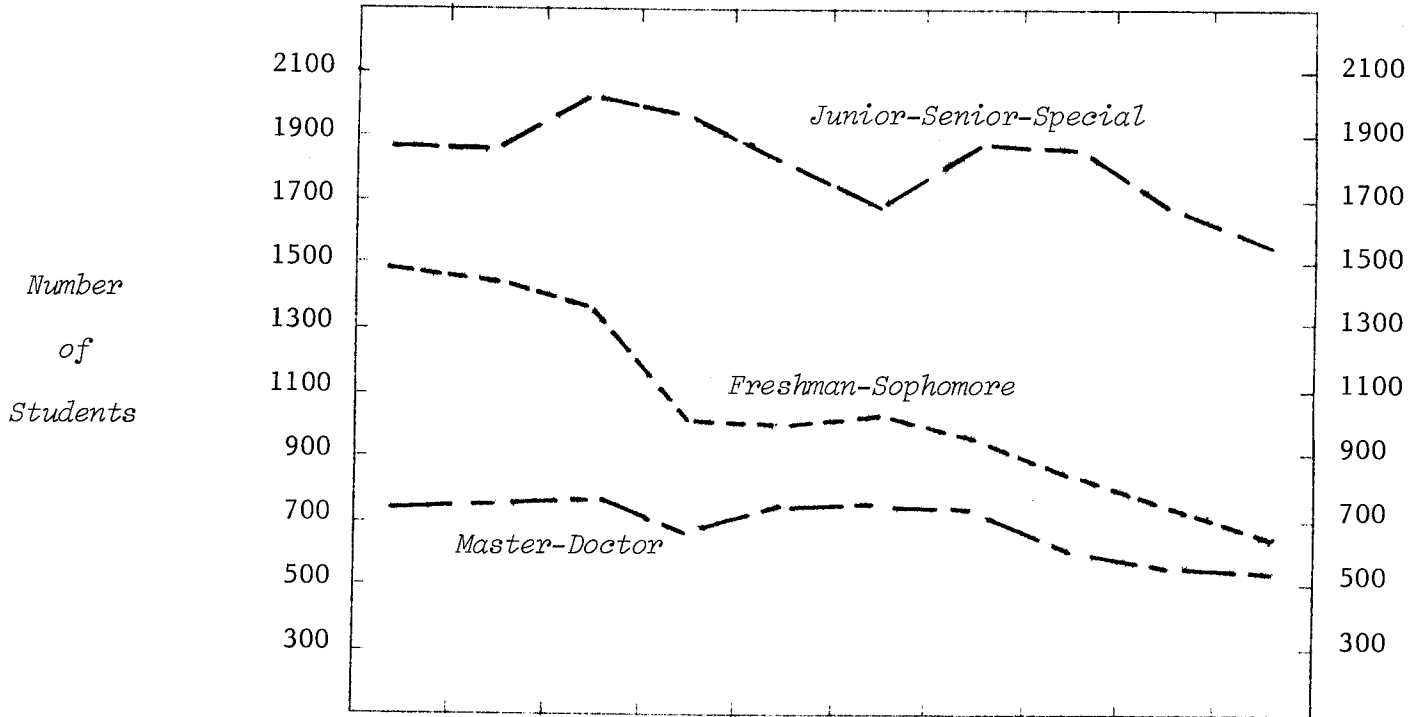
| | | | | | | | | | | |
|----------------------|------|------|------|------|------|------|------|------|------|------|
| | 2229 | 2311 | 2331 | 2654 | 2911 | 3212 | 3644 | 4060 | 4113 | 4069 |
| % Increase - College | 3.7 | .9 | 13.9 | 9.7 | 10.3 | 13.4 | 11.4 | 1.3 | -1.1 | |
| - Campus | 3.5 | -1.1 | .9 | -.3 | 1.2 | 6.1 | .8 | -2.5 | .3 | |

Note: 1) Totals exclude Agricultural Engineering undergraduates. These students are included in the College of Engineering.

MICHIGAN STATE UNIVERSITY
Office of the Registrar
Evaluation & Research

TRENDGRAPH OF TERM ENROLLMENTS
COLLEGE OF ARTS AND LETTERS
East Lansing Campus

Spring Terms



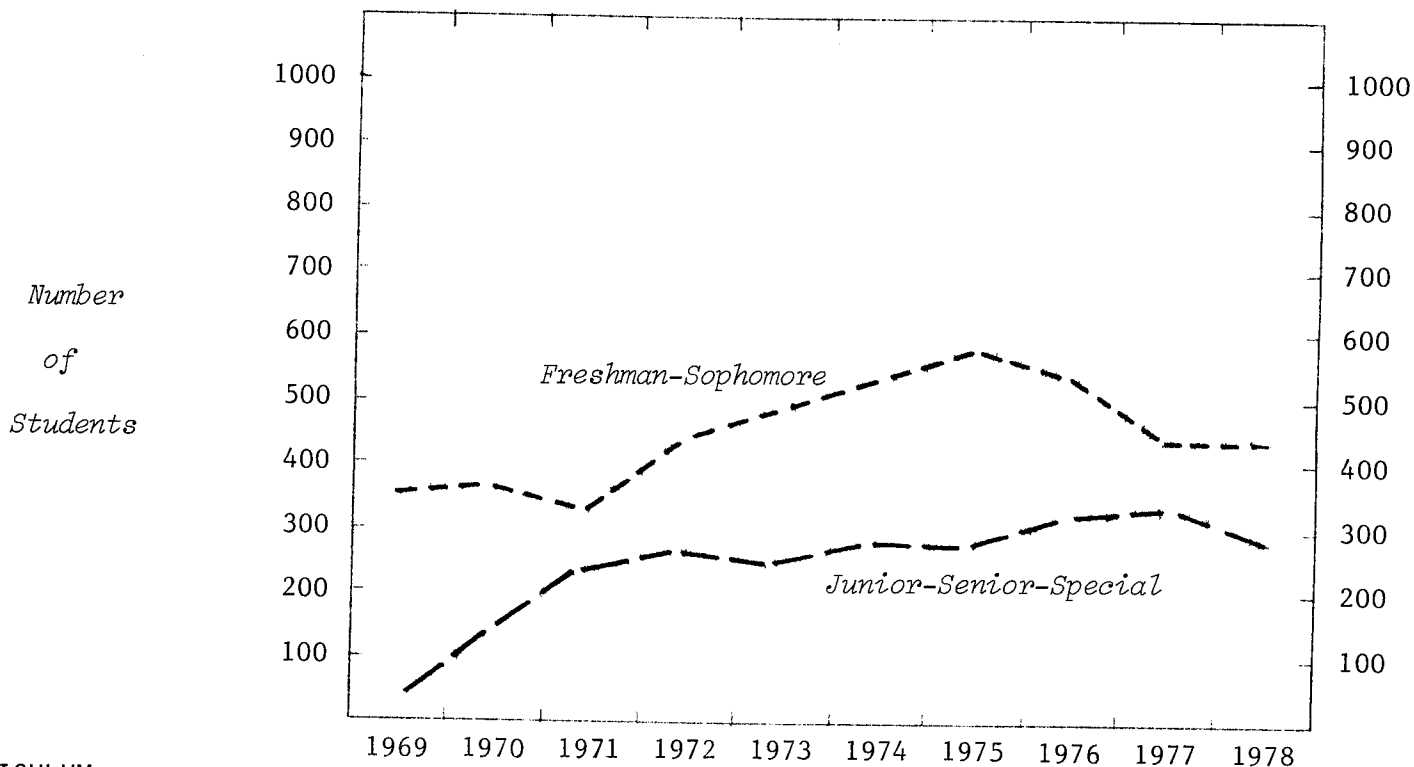
| CURRICULUM | 1969 | 1970 | 1971 | 1972 | 1973 | 1974 | 1975 | 1976 | 1977 | 1978 |
|--------------------------------------|-------------|-------------|-------------|-------------|-------------|-------------|-------------|-------------|-------------|-------------|
| Arts & Letters | 307 | 244 | 241 | 296 | 348 | 376 | 365 | 332 | 294 | 306 |
| Art | 882 | 907 | 840 | 668 | 600 | 569 | 623 | 590 | 546 | 500 |
| English | 1172 | 1195 | 1076 | 849 | 785 | 742 | 702 | 653 | 589 | 552 |
| German & Russian | 120 | 103 | 124 | 119 | 116 | 101 | 112 | 101 | 91 | 64 |
| History | 650 | 646 | 623 | 528 | 454 | 441 | 433 | 372 | 312 | 280 |
| Ling. & Ornt'l & Afr.Lang. | 29 | 29 | 34 | 31 | 38 | 39 | 42 | 446 | 42 | 54 |
| Music | 442 | 460 | 523 | 548 | 560 | 549 | 557 | 567 | 544 | 517 |
| Philosophy | 107 | 94 | 109 | 102 | 113 | 118 | 109 | 102 | 93 | 74 |
| Religious Studies | 16 | 17 | 18 | 19 | 17 | 21 | 28 | 27 | 14 | 14 |
| Romance Languages | 357 | 361 | 335 | 315 | 296 | 276 | 268 | 233 | 209 | 167 |
| Theatre | | | 185 | 178 | 209 | 193 | 173 | 154 | 145 | 126 |
| English Language Center ¹ | | | | | | | 101 | 129 | 98 | 92 |
| LEVEL | | | | | | | | | | |
| <i>Undergraduate</i> | | | | | | | | | | |
| <i>Freshman-Sophomore</i> | 1480 | 1434 | 1318 | 1018 | 1009 | 1020 | 923 | 825 | 753 | 651 |
| <i>Junior-Senior-Special</i> | 1890 | 1868 | 2011 | 1942 | 1808 | 1691 | 1885 | 1868 | 1670 | 1566 |
| <i>Graduate</i> | 712 | 754 | 779 | 693 | 719 | 714 | 705 | 613 | 554 | 529 |
| TOTAL COLLEGE | 4082 | 4056 | 4108 | 3653 | 3536 | 3425 | 3513 | 3306 | 2977 | 2746 |
| % Increase - College | | -.6 | 1.3 | -11.1 | -3.2 | -3.1 | 2.6 | -5.9 | -10.0 | -7.8 |
| - Campus | | 3.5 | -1.1 | .9 | -.3 | 1.2 | 6.1 | .8 | -2.5 | .3 |

Note: 1) The 1975 totals reflect the transfer of the English Language Center Program from Unclassified to the College of Arts and Letters.

MICHIGAN STATE UNIVERSITY
Office of the Registrar
Evaluation & Research

TRENDGRAPH OF TERM ENROLLMENTS
LYMAN BRIGGS COLLEGE
East Lansing Campus

Spring Terms



CURRICULUM

| | | | | | | | | | | |
|---------------------------|-----|-----|-----|-----|-----|-----|-----|-----|-----|-----|
| No Field of Concentration | 371 | 495 | 259 | 425 | 304 | 271 | 266 | 273 | 256 | 255 |
| Biology | | | 118 | 92 | 131 | 190 | 204 | 212 | 217 | 221 |
| Computer Science | | | 9 | 12 | 34 | 51 | 56 | 57 | 44 | 50 |
| Earth Sciences | | | 7 | 11 | 11 | 11 | 10 | 10 | 12 | 8 |
| Environmental Sciences | | | 14 | 17 | 17 | 18 | 19 | 21 | 16 | 8 |
| General Science | | | 3 | 2 | | | | 2 | 2 | 2 |
| Hist. & Phil. of Science | | | 5 | 3 | 2 | 2 | 1 | 3 | 8 | 7 |
| Mathematical Sciences | | | 67 | 67 | 86 | 84 | 77 | 55 | 38 | 25 |
| Medical Technology | | | 10 | 11 | 26 | 34 | 41 | 49 | 45 | 35 |
| Physical Science | | | 78 | 57 | 121 | 138 | 168 | 152 | 132 | 123 |

LEVEL

Undergraduate

| | | | | | | | | | | |
|------------------------------|-----|-----|-----|-----|-----|-----|-----|-----|-----|-----|
| <i>Freshman-Sophomore</i> | 349 | 353 | 337 | 439 | 483 | 518 | 560 | 520 | 442 | 442 |
| <i>Junior-Senior-Special</i> | 22 | 142 | 233 | 258 | 249 | 281 | 282 | 314 | 328 | 292 |

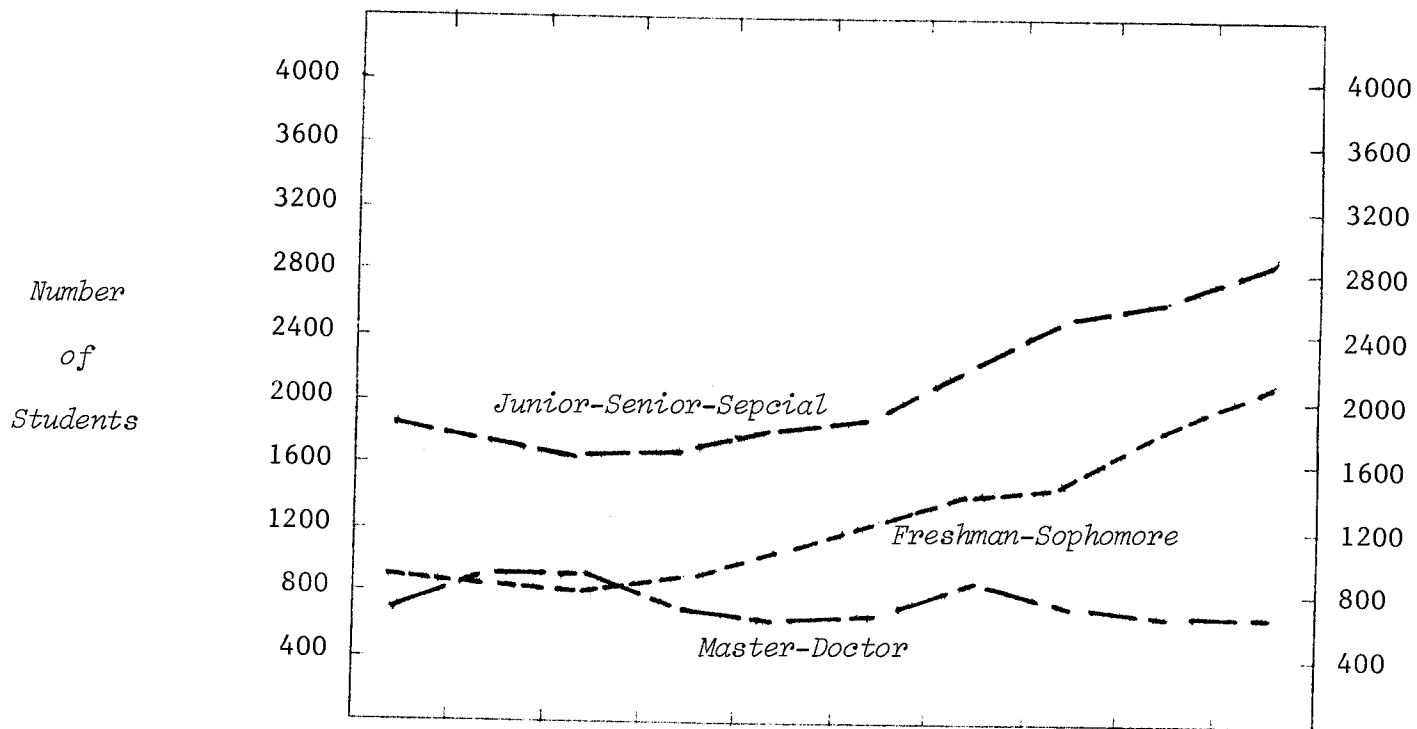
TOTAL COLLEGE

| | | | | | | | | | | |
|----------------------|------|------|------|-----|-----|-----|------|------|------|-----|
| | 371 | 495 | 570 | 697 | 732 | 799 | 842 | 834 | 770 | 734 |
| % Increase - College | 33.4 | 15.2 | 22.3 | 5.0 | 9.2 | 5.4 | -1.0 | -7.7 | -4.7 | |
| - Campus | 3.5 | -1.1 | .9 | -.3 | 1.2 | 6.1 | .8 | -2.5 | .3 | |

MICHIGAN STATE UNIVERSITY
Office of the Registrar
Evaluation & Research

TRENDGRAPH OF TERM ENROLLMENTS
COLLEGE OF BUSINESS
East Lansing Campus

Spring Terms



CURRICULUM

| | 1969 | 1970 | 1971 | 1972 | 1973 | 1974 | 1975 | 1976 | 1977 | 1978 |
|---------------------------|------|------|------|------|------|------|------|------|------|------|
| Accounting & Fin. Admin. | 756 | 735 | 763 | 810 | 958 | 1072 | 1330 | 1568 | 1733 | 1941 |
| Business Administration | 119 | 126 | 118 | 124 | 123 | 123 | 128 | 133 | 135 | 130 |
| Bus. Law & Office Admin. | 1084 | 1023 | 935 | 886 | 916 | 1037 | 1140 | 1196 | 1289 | 1415 |
| Economics | 401 | 403 | 375 | 346 | 308 | 245 | 267 | 246 | 200 | 227 |
| Hotel, Rest. & Inst. Mgt. | 353 | 351 | 372 | 522 | 665 | 719 | 779 | 830 | 958 | 984 |
| Management | 370 | 356 | 344 | 299 | 279 | 333 | 385 | 390 | 380 | 404 |
| Marketing & Trans. Admin. | 472 | 525 | 465 | 380 | 390 | 404 | 492 | 516 | 489 | 626 |

LEVEL

Undergraduate

| | | | | | | | | | | |
|------------------------------|------|------|------|------|------|------|------|------|------|------|
| <i>Freshman-Sophomore</i> | 950 | 876 | 818 | 882 | 1075 | 1265 | 1444 | 1548 | 1843 | 2175 |
| <i>Junior-Senior-Special</i> | 1848 | 1763 | 1662 | 1706 | 1845 | 1963 | 2251 | 2561 | 2643 | 2853 |
| <i>Graduate</i> | 757 | 880 | 892 | 779 | 719 | 705 | 826 | 770 | 698 | 699 |

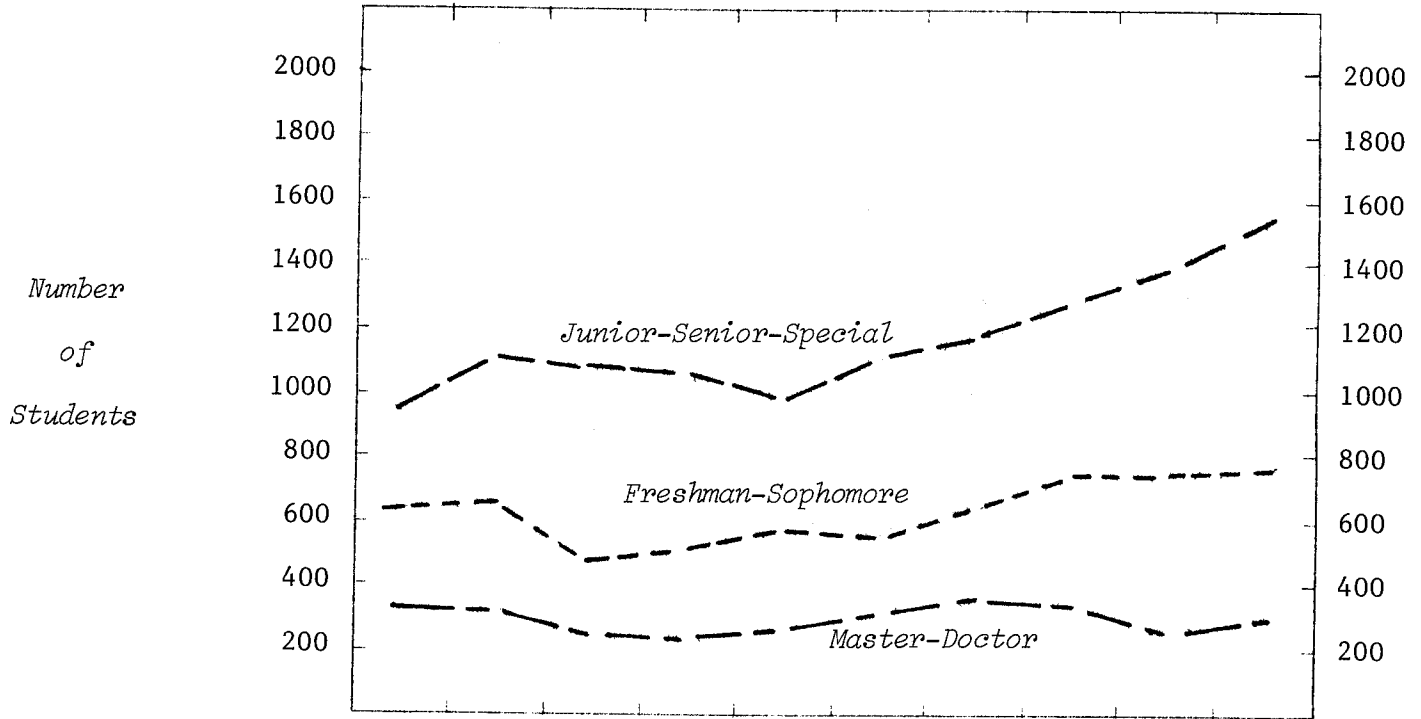
TOTAL COLLEGE

| | | | | | | | | | | |
|----------------------|------|------|------|------|------|------|------|------|------|------|
| | 3555 | 3519 | 3372 | 3367 | 3639 | 3933 | 4521 | 4879 | 5184 | 5727 |
| % Increase - College | -1.0 | -4.2 | -.1 | 8.1 | 8.1 | 15.0 | 7.9 | 6.3 | 10.5 | |
| - Campus | 3.5 | -1.1 | .9 | -.3 | 1.2 | 6.1 | .8 | -2.5 | .3 | |

MICHIGAN STATE UNIVERSITY
Office of the Registrar
Evaluation & Research

TRENDGRAPH OF TERM ENROLLMENTS
COLLEGE OF COMMUNICATION ARTS AND SCIENCES
East Lansing Campus

Spring Terms



CURRICULUM

| | 1969 | 1970 | 1971 | 1972 | 1973 | 1974 | 1975 | 1976 | 1977 | 1978 |
|-------------------------|------|------|------|------|------|------|------|------|------|------|
| Advertising | 439 | 435 | 381 | 330 | 327 | 364 | 390 | 442 | 486 | 618 |
| Audiology & Speech Sci. | 174 | 217 | 235 | 254 | 264 | 300 | 340 | 363 | 353 | 350 |
| Communication | 383 | 455 | 366 | 319 | 319 | 361 | 434 | 447 | 456 | 519 |
| Comm. Arts & Sciences | | | | | | 11 | 15 | 16 | 16 | 15 |
| Journalism | 310 | 329 | 371 | 424 | 446 | 436 | 495 | 486 | 490 | 510 |
| Speech & Theatre | 32 | 12 | 7 | 3 | 3 | 1 | 1 | 1 | | |
| Telecommunications | 366 | 389 | 408 | 419 | 449 | 464 | 483 | 546 | 558 | 599 |
| Theatre | 207 | 230 | | | | | | | | |

LEVEL

Undergraduate

| | | | | | | | | | | |
|------------------------------|-----|------|------|------|-----|------|------|------|------|------|
| <i>Freshman-Sophomore</i> | 625 | 648 | 471 | 512 | 572 | 552 | 629 | 727 | 722 | 750 |
| <i>Junior-Senior-Special</i> | 958 | 1095 | 1046 | 1023 | 996 | 1089 | 1197 | 1261 | 1386 | 1565 |
| <u>Graduate</u> | 328 | 324 | 251 | 214 | 240 | 296 | 332 | 313 | 251 | 296 |

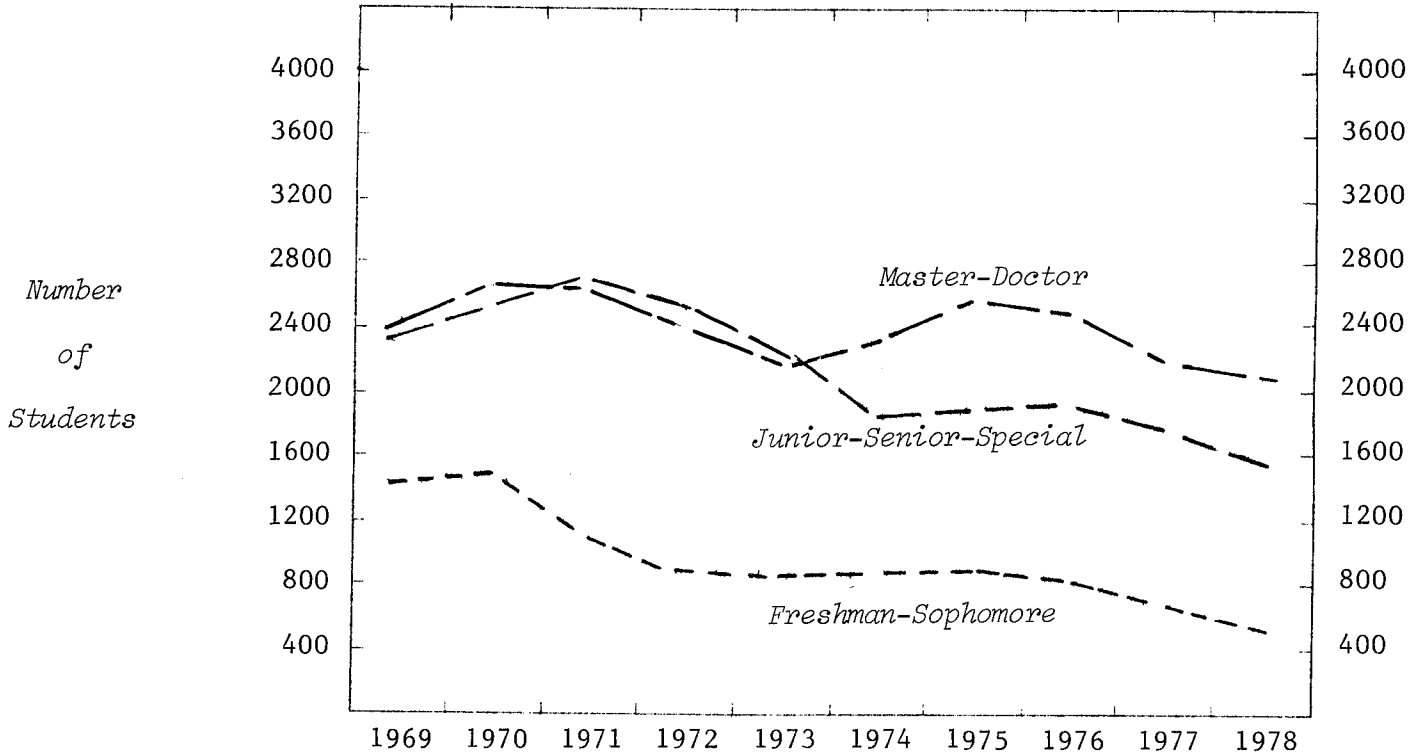
TOTAL COLLEGE

| | | | | | | | | | | |
|----------------------|------|------|-------|------|------|------|------|------|------|------|
| | 1911 | 2067 | 1768 | 1749 | 1808 | 1937 | 2158 | 2301 | 2359 | 2611 |
| % Increase - College | | 8.2 | -14.5 | -1.1 | 3.4 | 7.1 | 11.4 | 6.6 | 2.5 | 10.7 |
| - Campus | | 3.5 | -1.1 | .9 | -.3 | 1.2 | 6.1 | .8 | -2.5 | .3 |

MICHIGAN STATE UNIVERSITY
Office of the Registrar
Evaluation & Research

TRENDGRAPH OF TERM ENROLLMENTS
COLLEGE OF EDUCATION
East Lansing Campus

Spring Terms



CURRICULUM

| | | | | | | | | | | |
|--------------------------------|------|------|------|------|------|------|------|------|------|------|
| Education ¹ | 895 | 749 | 488 | 378 | 396 | 710 | 769 | 668 | 570 | 470 |
| Admin. & Higher Educ. | 280 | 323 | 443 | 391 | 373 | 393 | 460 | 470 | 459 | 473 |
| Couns., Pers. Serv. & Ed. Psy. | 409 | 434 | 353 | 331 | 353 | 339 | 351 | 412 | 380 | 325 |
| Elementary & Spec. Ed. | 3396 | 3691 | 3673 | 3238 | 2947 | 2342 | 2430 | 2302 | 2008 | 1727 |
| Health, Phys. Ed. & Rec. | 655 | 684 | 611 | 591 | 583 | 608 | 707 | 760 | 751 | 704 |
| Secondary Educ. & Curr. | 501 | 638 | 763 | 729 | 657 | 613 | 660 | 613 | 505 | 491 |

LEVEL

| | | | | | | | | | | |
|------------------------------|------|------|------|------|------|------|------|------|------|------|
| <i>Undergraduate</i> | | | | | | | | | | |
| <i>Freshman-Sophomore</i> | 1403 | 1471 | 1144 | 893 | 885 | 837 | 863 | 805 | 694 | 514 |
| <i>Junior-Senior-Special</i> | 2328 | 2486 | 2644 | 2428 | 2164 | 1841 | 1935 | 1954 | 1788 | 1598 |
| <i>Graduate</i> | 2405 | 2562 | 2543 | 2337 | 2260 | 2327 | 2579 | 2466 | 2191 | 2078 |

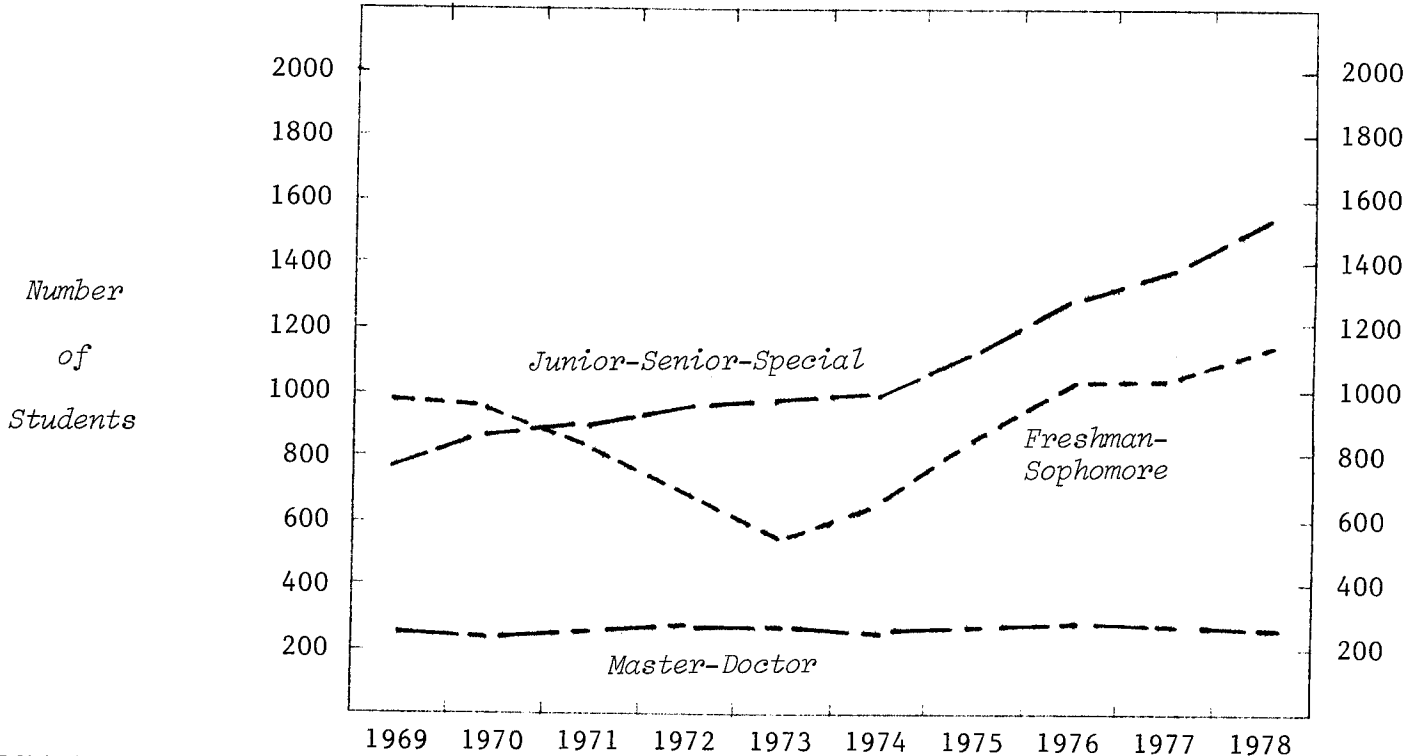
| | | | | | | | | | | |
|----------------------|------|------|-------|------|------|------|------|-------|-------|------|
| TOTAL COLLEGE | 6136 | 6519 | 6331 | 5658 | 5309 | 5005 | 5377 | 5225 | 4673 | 4190 |
| % Increase - College | 6.2 | -2.9 | -10.6 | -6.2 | -5.7 | 7.4 | -2.8 | -10.6 | -10.3 | |
| - Campus | 3.5 | -1.1 | .9 | -.3 | 1.2 | 6.1 | .8 | -2.5 | .3 | |

Note: 1) The Education curriculum includes the following majors: a) Education-Special Program; b) Education-Non-Degree; c) Administration and Supervision of Student Teaching; and d) Classroom Teaching-Experimental.

MICHIGAN STATE UNIVERSITY
Office of the Registrar
Evaluation & Research

TRENDGRAPH OF TERM ENROLLMENTS
COLLEGE OF ENGINEERING
East Lansing Campus

Spring Terms



CURRICULUM

| | | | | | | | | | | |
|---------------------------------------|-----|-----|-----|-----|-----|-----|-----|-----|-----|-----|
| Engineering | 537 | 416 | 328 | 412 | 309 | 383 | 465 | 597 | 685 | 723 |
| Agricultural Engineering ¹ | 44 | 33 | 26 | 22 | 22 | 25 | 36 | 54 | 65 | 77 |
| Chemical Engineering | 147 | 193 | 179 | 126 | 121 | 120 | 166 | 219 | 266 | 308 |
| Civil & Sanitary Engr. | 249 | 254 | 254 | 273 | 341 | 322 | 391 | 423 | 422 | 392 |
| Electrical Engineering | 416 | 412 | 404 | 371 | 327 | 303 | 352 | 386 | 375 | 406 |
| Engineering Arts | | | | | | 55 | 89 | 103 | 124 | 179 |
| Engineering Sciences | 205 | 291 | 355 | 372 | 390 | 375 | 371 | 376 | 371 | 431 |
| Mechanical Engineering | 368 | 381 | 332 | 287 | 270 | 283 | 347 | 379 | 383 | 460 |
| Mechanics | 18 | 20 | 24 | 17 | 15 | 9 | 13 | 12 | 17 | 12 |
| Metallurgy | 46 | 46 | 50 | 42 | 44 | 40 | 28 | 16 | 6 | 4 |

LEVEL

Undergraduate

| | | | | | | | | | | |
|------------------------------|-----|-----|-----|-----|-----|-----|------|------|------|------|
| <i>Freshman-Sophomore</i> | 992 | 966 | 813 | 699 | 592 | 686 | 888 | 1040 | 1056 | 1160 |
| <i>Junior-Senior-Special</i> | 791 | 845 | 881 | 956 | 978 | 973 | 1095 | 1253 | 1383 | 1566 |
| <i>Graduate</i> | 247 | 235 | 258 | 267 | 269 | 256 | 275 | 272 | 275 | 266 |

TOTAL COLLEGE

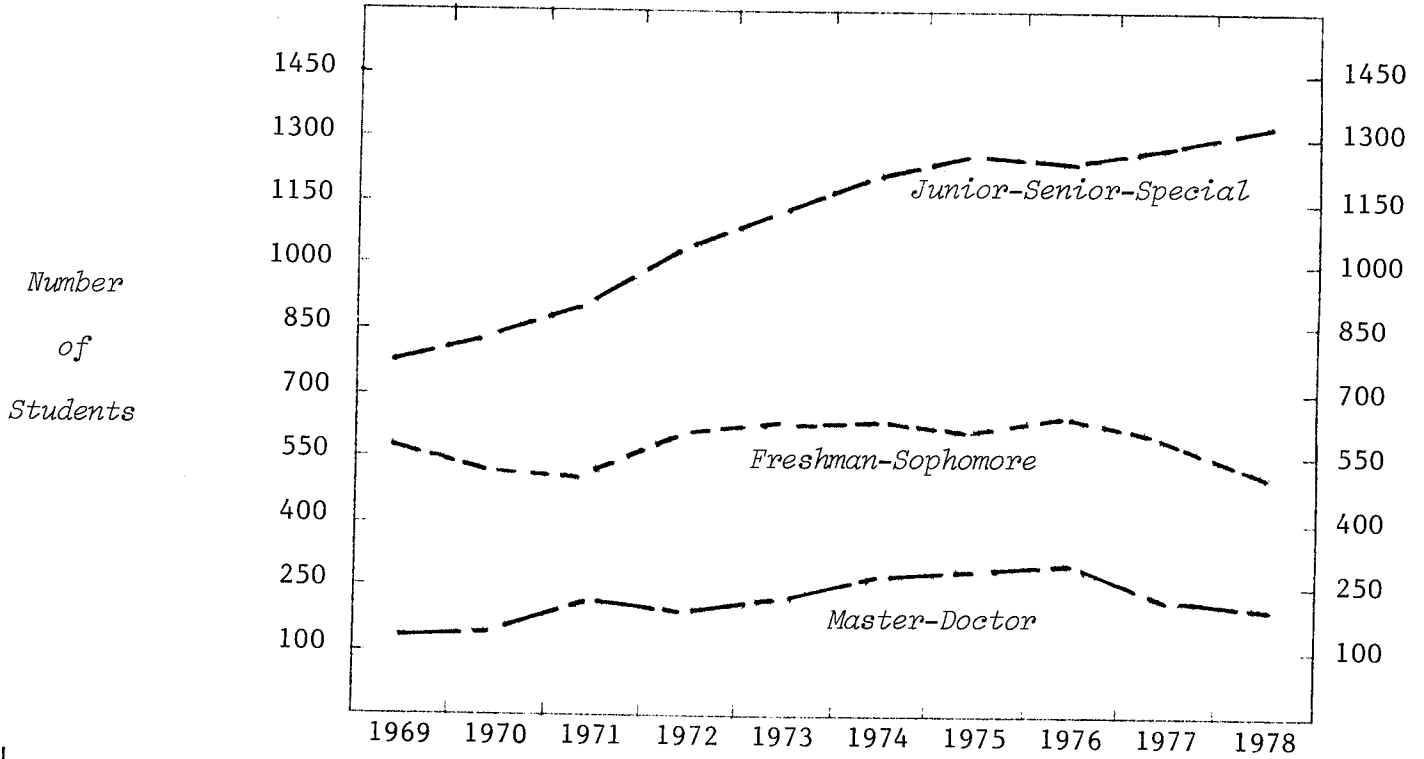
| | | | | | | | | | | |
|----------------------|------|------|------|------|------|------|------|------|------|------|
| TOTAL COLLEGE | 2030 | 2046 | 1952 | 1922 | 1839 | 1915 | 2258 | 2565 | 2714 | 2992 |
| % Increase - College | .8 | -4.6 | -1.5 | -4.3 | 4.1 | 17.9 | 13.6 | 5.8 | 10.2 | |
| - Campus | 3.5 | -1.1 | .9 | -.3 | 1.2 | 6.1 | .8 | -2.5 | .3 | |

Note: 1) Totals exclude Agricultural Engineering graduates. These students are included in the College of Agriculture and Natural Resources.

MICHIGAN STATE UNIVERSITY
Office of the Registrar
Evaluation & Research

TRENDGRAPH OF TERM ENROLLMENTS
COLLEGE OF HUMAN ECOLOGY
East Lansing Campus

Spring Terms

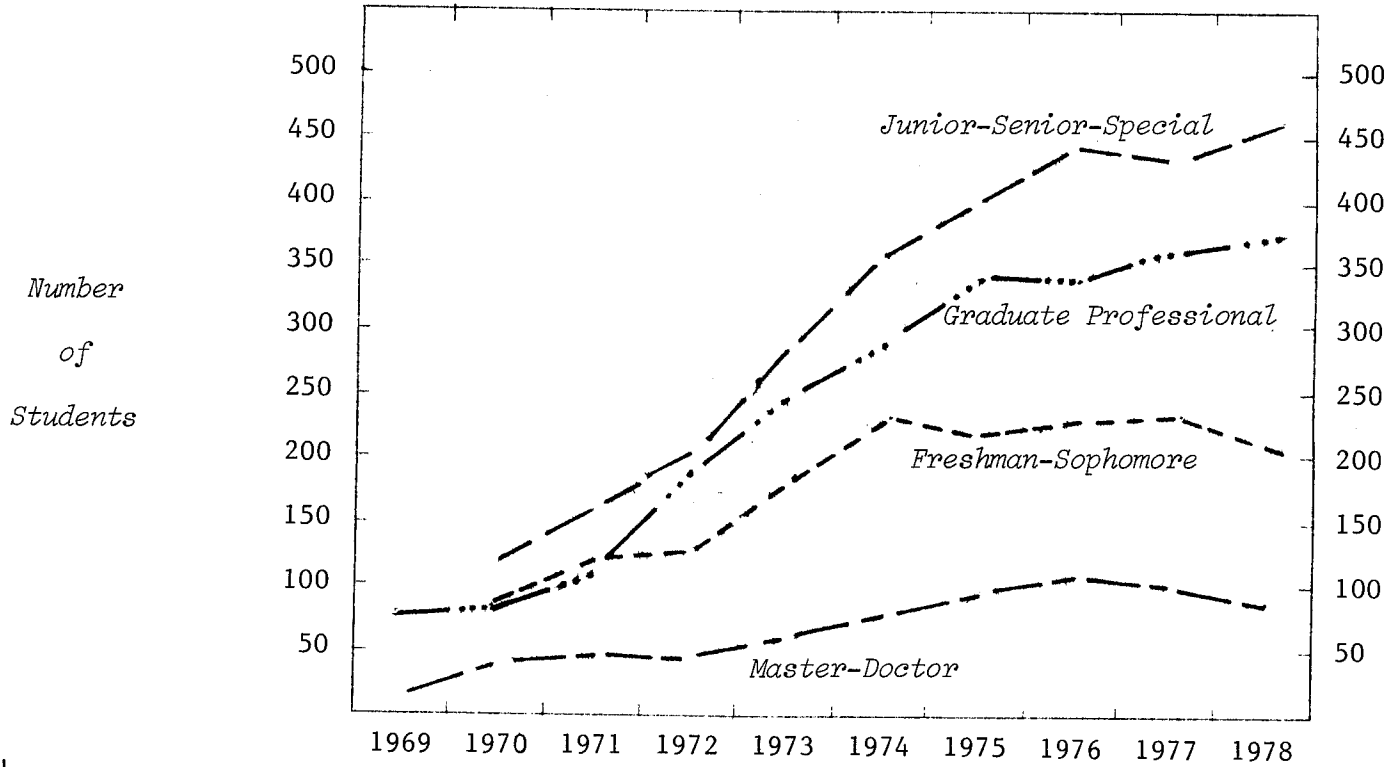


| LEVEL | 1969 | 1970 | 1971 | 1972 | 1973 | 1974 | 1975 | 1976 | 1977 | 1978 |
|------------------------------|-------------|-------------|-------------|-------------|-------------|-------------|-------------|-------------|-------------|-------------|
| <i>Undergraduate</i> | | | | | | | | | | |
| <i>Freshman-Sophomore</i> | 557 | 505 | 497 | 611 | 634 | 641 | 599 | 641 | 584 | 513 |
| <i>Junior-Senior-Special</i> | 772 | 838 | 880 | 1009 | 1132 | 1209 | 1263 | 1252 | 1292 | 1324 |
| <i>Graduate</i> | 121 | 140 | 210 | 198 | 231 | 253 | 276 | 285 | 242 | 230 |
| TOTAL COLLEGE | 1450 | 1483 | 1587 | 1818 | 1997 | 2103 | 2138 | 2178 | 2118 | 2067 |
| % Increase - College | | 2.3 | 7.0 | 14.6 | 9.8 | 5.3 | 1.7 | 1.9 | -2.8 | -2.4 |
| - Campus | | 3.5 | -1.1 | .9 | -.3 | 1.2 | 6.1 | .8 | -2.5 | .3 |

MICHIGAN STATE UNIVERSITY
Office of the Registrar
Evaluation & Research

TRENDGRAPH OF TERM ENROLLMENTS
COLLEGE OF HUMAN MEDICINE¹
East Lansing Campus

Spring Terms



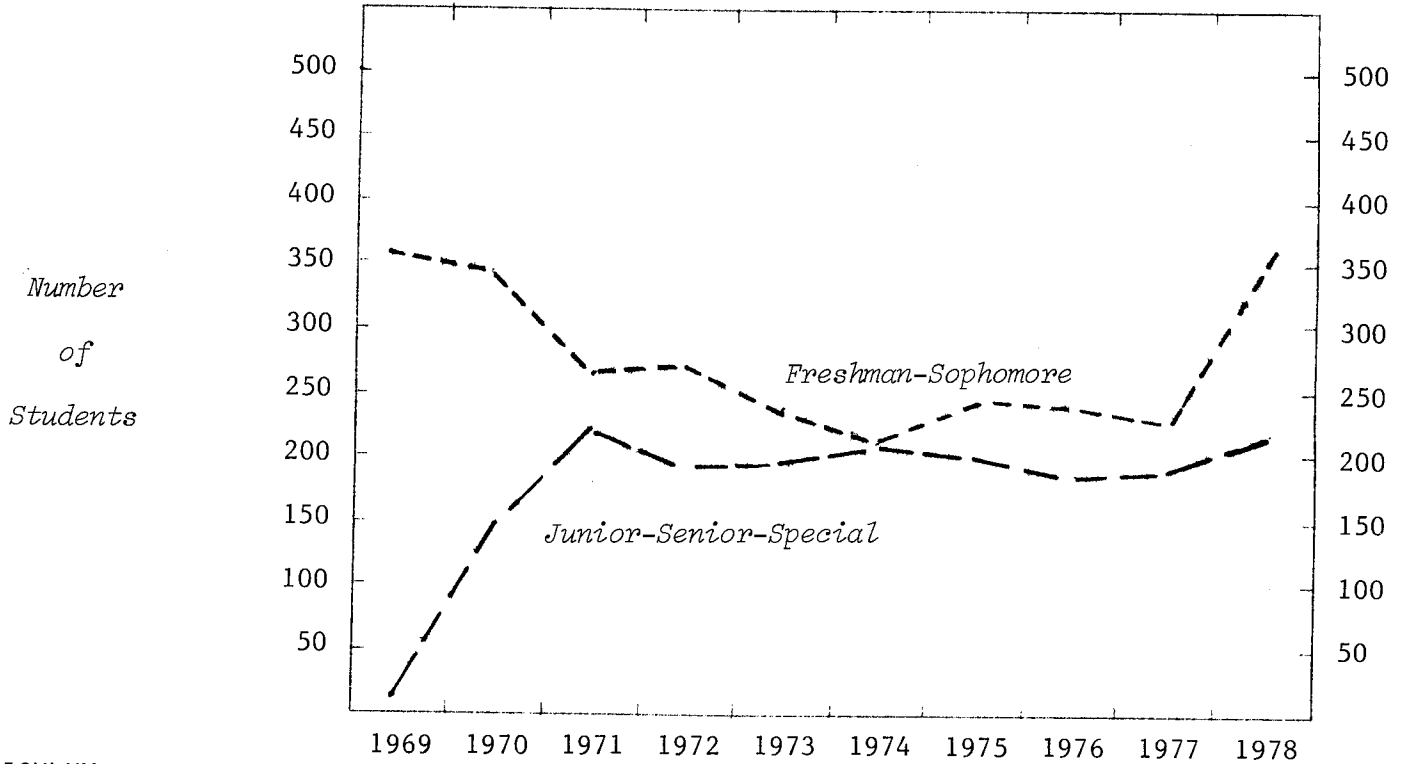
| LEVEL | 1969 | 1970 | 1971 | 1972 | 1973 | 1974 | 1975 | 1976 | 1977 | 1978 |
|------------------------------|-----------|------------|------------|------------|------------|------------|-------------|-------------|-------------|-------------|
| <i>Undergraduate</i> | | | | | | | | | | |
| <i>Freshman-Sophomore</i> | | 88 | 124 | 131 | 187 | 235 | 225 | 234 | 241 | 206 |
| <i>Junior-Senior-Special</i> | | 117 | 159 | 200 | 284 | 354 | 406 | 448 | 440 | 463 |
| <i>Graduate</i> | 18 | 38 | 48 | 47 | 63 | 77 | 99 | 109 | 104 | 94 |
| <i>Graduate Professional</i> | 78 | 86 | 106 | 186 | 248 | 283 | 340 | 342 | 362 | 375 |
| TOTAL COLLEGE | 96 | 329 | 437 | 564 | 782 | 949 | 1070 | 1133 | 1147 | 1138 |
| <i>% Increase - College</i> | | 32.8 | 29.1 | 38.7 | 21.4 | 12.8 | 5.9 | 1.2 | -.8 | |
| <i>- Campus</i> | | 3.5 | -1.1 | .9 | -.3 | 1.2 | 6.1 | .8 | -2.5 | .3 |

Note: 1) The Medical Technology curriculum was transferred from the College of Veterinary Medicine to the College of Human Medicine in Winter 1970.

MICHIGAN STATE UNIVERSITY
Office of the Registrar
Evaluation & Research

TRENDGRAPH OF TERM ENROLLMENTS
JAMES MADISON COLLEGE
East Lansing Campus

Spring Terms



CURRICULUM

| | 1969 | 1970 | 1971 | 1972 | 1973 | 1974 | 1975 | 1976 | 1977 | 1978 |
|---------------------------|------|------|------|------|------|------|------|------|------|------|
| No Field of Concentration | 368 | 492 | 179 | 182 | 165 | 160 | 201 | 173 | 161 | 260 |
| Social Science-Ethnic | | | 76 | 46 | 37 | 22 | 24 | 16 | 15 | 16 |
| Social Science-Int'l Rel. | | | 42 | 46 | 55 | 47 | 55 | 59 | 73 | 89 |
| Social Science-Law, Demo. | | | 126 | 117 | 100 | 123 | 98 | 89 | 85 | 95 |
| Social Science-Socioecon. | | | 32 | 38 | 37 | 36 | 30 | 28 | 29 | 47 |
| Social Science-Urban | | | 27 | 31 | 35 | 37 | 36 | 35 | 43 | 60 |

LEVEL

Undergraduate

| | | | | | | | | | | |
|------------------------------|-----|-----|-----|-----|-----|-----|-----|-----|-----|-----|
| <i>Freshman-Sophomore</i> | 353 | 346 | 261 | 271 | 242 | 215 | 246 | 241 | 227 | 353 |
| <i>Junior-Senior-Special</i> | 15 | 146 | 221 | 189 | 187 | 210 | 198 | 159 | 179 | 214 |

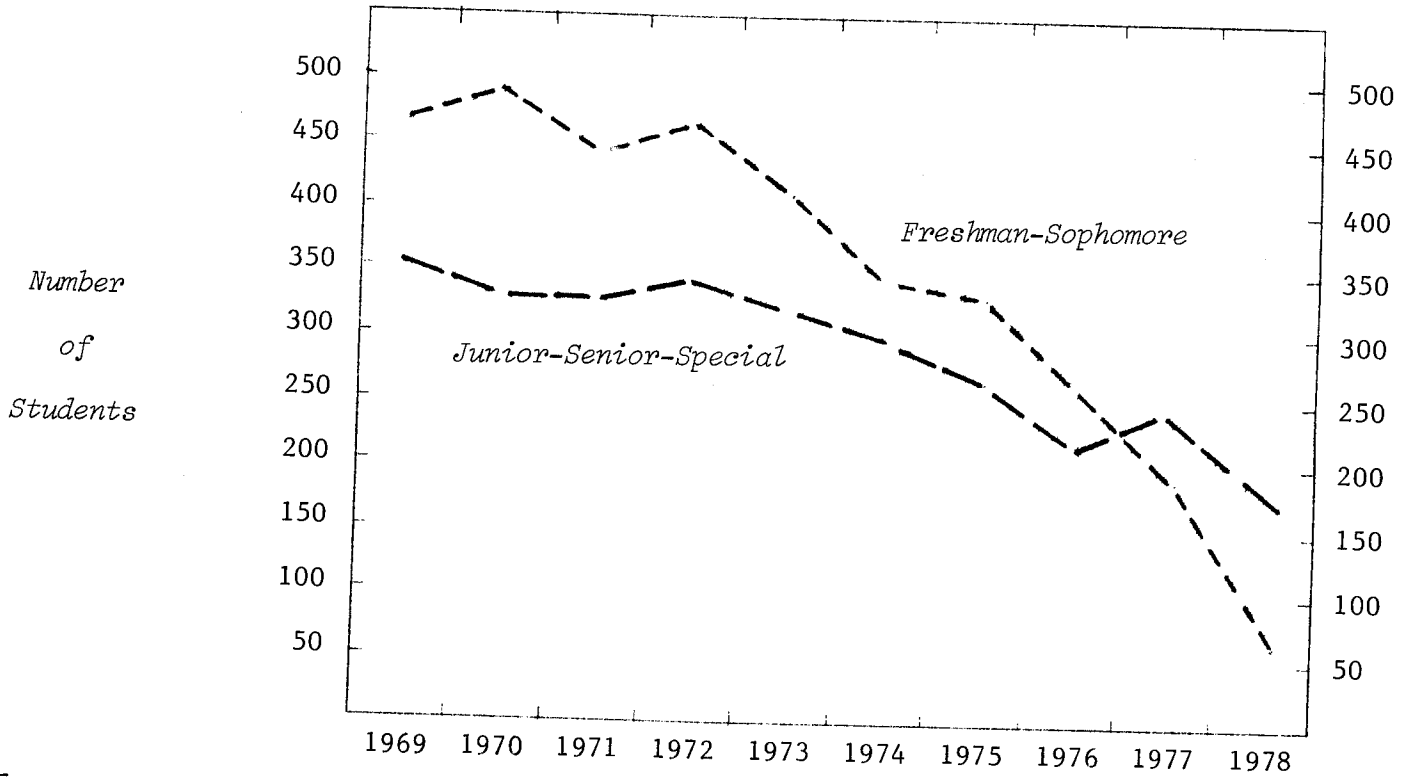
TOTAL COLLEGE

| | | | | | | | | | | |
|----------------------|------|------|------|------|-----|-----|------|------|------|-----|
| | 368 | 492 | 482 | 460 | 429 | 425 | 444 | 400 | 406 | 567 |
| % Increase - College | 33.7 | -2.0 | -4.6 | -6.7 | -.9 | 4.5 | -9.9 | 1.5 | 39.7 | |
| - Campus | 3.5 | -1.1 | .9 | -.3 | 1.2 | 6.1 | .8 | -2.5 | .3 | |

MICHIGAN STATE UNIVERSITY
Office of the Registrar
Evaluation & Research

TRENDGRAPH OF TERM ENROLLMENTS
JUSTIN MORRILL COLLEGE
East Lansing Campus

Spring Terms

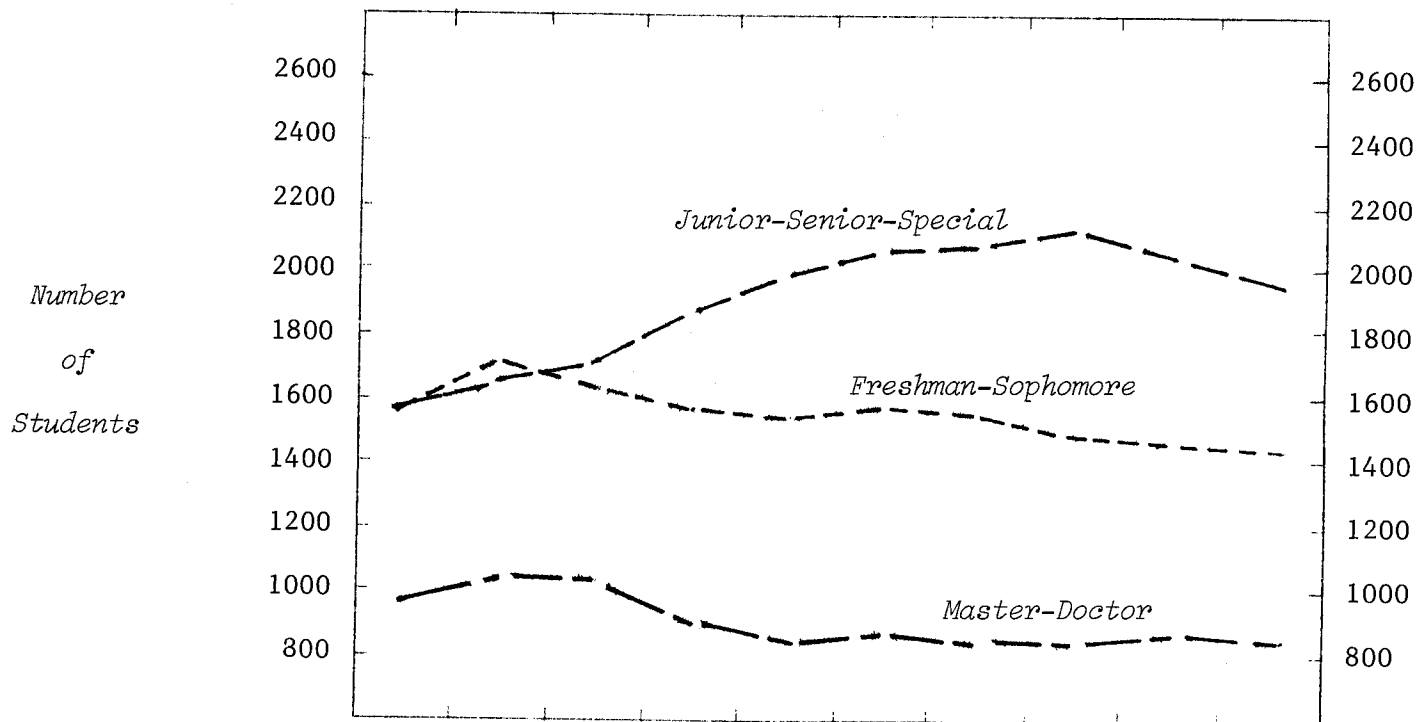


| LEVEL | 1969 | 1970 | 1971 | 1972 | 1973 | 1974 | 1975 | 1976 | 1977 | 1978 |
|-----------------------|------------|------------|------------|------------|------------|------------|------------|------------|------------|------------|
| <u>Undergraduate</u> | | | | | | | | | | |
| Freshman-Sophomore | 466 | 480 | 441 | 456 | 403 | 342 | 331 | 253 | 192 | 65 |
| Junior-Senior-Special | 350 | 328 | 329 | 339 | 312 | 292 | 263 | 216 | 242 | 177 |
| TOTAL COLLEGE | 816 | 808 | 770 | 795 | 715 | 634 | 594 | 469 | 434 | 242 |
| % Increase - College | -1.0 | -4.7 | 3.2 | -10.1 | -11.3 | -6.3 | -21.0 | -7.5 | -44.2 | |
| - Campus | 3.5 | -1.1 | .9 | -.3 | 1.2 | 6.1 | .8 | -2.5 | .3 | |

MICHIGAN STATE UNIVERSITY
Office of the Registrar
Evaluation & Research

TRENDGRAPH OF TERM ENROLLMENTS
COLLEGE OF NATURAL SCIENCE
East Lansing Campus

Spring Terms

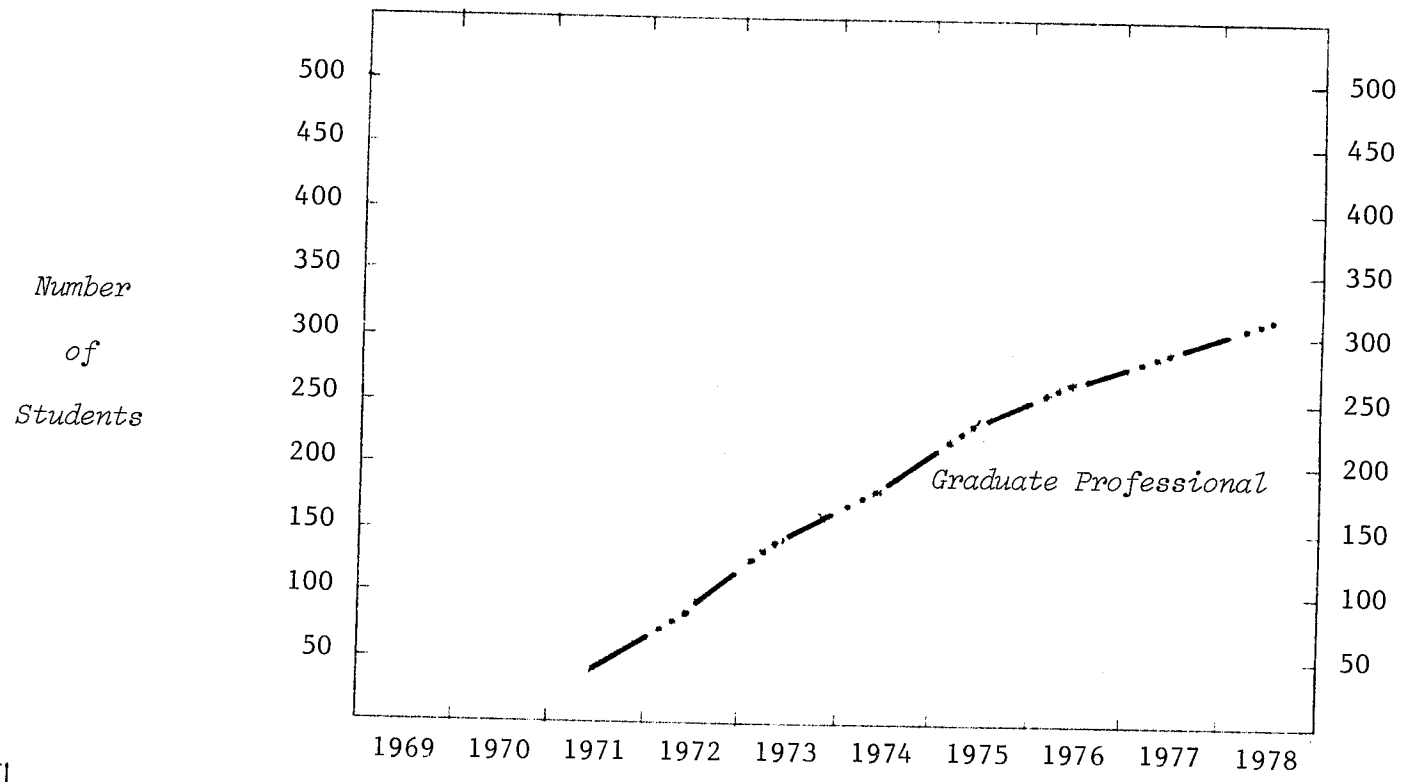


| | 1969 | 1970 | 1971 | 1972 | 1973 | 1974 | 1975 | 1976 | 1977 | 1978 |
|------------------------------|------|------|------|------|------|------|------|------|------|------|
| <u>CURRICULUM</u> | | | | | | | | | | |
| Natural Science | 4 | 9 | 7 | 18 | 26 | 43 | 42 | 41 | 20 | 26 |
| Biochemistry | 163 | 194 | 179 | 146 | 164 | 146 | 195 | 213 | 194 | 157 |
| Biological Sciences | 988 | 1157 | 1220 | 1288 | 1387 | 1518 | 1653 | 1747 | 1782 | 1688 |
| Biophysics | 20 | 22 | 24 | 21 | 23 | 21 | 17 | 16 | 12 | 11 |
| General Science | 82 | 49 | 24 | 21 | 22 | 20 | 19 | 23 | 17 | 12 |
| Mathematics & Statistics | 1098 | 1161 | 1137 | 947 | 718 | 558 | 490 | 461 | 391 | 382 |
| Neurosciences | | | | | | | | 13 | 10 | 10 |
| Nursing | 389 | 410 | 403 | 489 | 612 | 666 | 599 | 594 | 306 | 330 |
| Physical Sciences | 933 | 954 | 886 | 796 | 702 | 748 | 715 | 702 | 765 | 717 |
| Preprofessional | 457 | 452 | 451 | 627 | 700 | 762 | 714 | 601 | 861 | 905 |
| <u>LEVEL</u> | | | | | | | | | | |
| <i>Undergraduate</i> | | | | | | | | | | |
| <i>Freshman-Sophomore</i> | 1579 | 1710 | 1613 | 1577 | 1553 | 1581 | 1556 | 1487 | 1429 | 1420 |
| <i>Junior-Senior-Special</i> | 1582 | 1676 | 1713 | 1864 | 1987 | 2043 | 2072 | 2114 | 2087 | 1982 |
| <i>Graduate</i> | | | | | | | | | | |
| | 973 | 1022 | 1005 | 912 | 814 | 858 | 816 | 810 | 842 | 836 |
| TOTAL COLLEGE | 4134 | 4408 | 4331 | 4353 | 4354 | 4482 | 4444 | 4411 | 4358 | 4238 |
| % Increase - College | 6.6 | -1.7 | .5 | | 2.9 | -.8 | -.7 | -1.2 | -2.8 | |
| - Campus | 3.5 | -1.1 | .9 | -.3 | 1.2 | 6.1 | .8 | -2.5 | .3 | |

MICHIGAN STATE UNIVERSITY
 Office of the Registrar
 Evaluation & Research

TRENDGRAPH OF TERM ENROLLMENTS
 COLLEGE OF OSTEOPATHIC MEDICINE
 East Lansing Campus

Spring Terms



LEVEL
 Undergraduate
 Special
 Graduate Professional

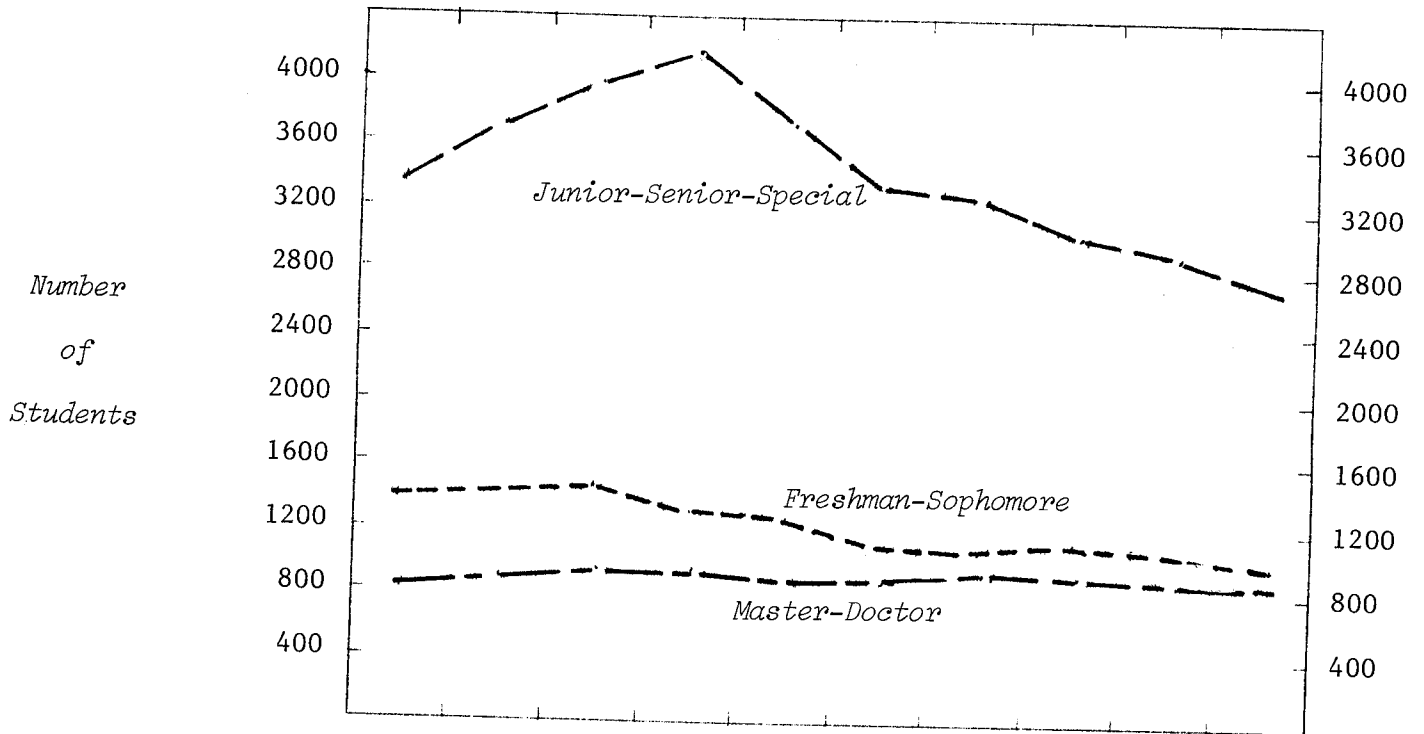
TOTAL COLLEGE
 % Increase - College
 - Campus

| | | | | | | | | |
|--|------|------|------|------|------|------|-----|-----|
| | | | 1 | | | | | |
| | 42 | 79 | 147 | 178 | 234 | 258 | 283 | 306 |
| | 42 | 79 | 148 | 178 | 234 | 258 | 283 | 306 |
| | 88.1 | 87.3 | 20.3 | 31.5 | 10.3 | 9.7 | 8.1 | |
| | .9 | -.3 | 1.2 | 6.1 | .8 | -2.5 | .3 | |

MICHIGAN STATE UNIVERSITY
Office of the Registrar
Evaluation & Research

TRENDGRAPH OF TERM ENROLLMENTS
COLLEGE OF SOCIAL SCIENCE
East Lansing Campus

Spring Terms



CURRICULUM

| | 1969 | 1970 | 1971 | 1972 | 1973 | 1974 | 1975 | 1976 | 1977 | 1978 |
|---------------------------|------|------|------|------|------|------|------|------|------|------|
| Social Science | 2266 | 2473 | 2468 | 1890 | 1565 | 1391 | 1243 | 1035 | 889 | 816 |
| Anthropology | 144 | 157 | 206 | 198 | 193 | 169 | 167 | 158 | 149 | 124 |
| Criminal Justice | 394 | 536 | 698 | 1099 | 910 | 751 | 845 | 932 | 947 | 936 |
| Geography | 163 | 176 | 170 | 170 | 164 | 144 | 148 | 174 | 145 | 133 |
| Labor & Indus. Relations | 35 | 38 | 55 | 61 | 77 | 83 | 103 | 108 | 110 | 113 |
| Political Science | 475 | 437 | 424 | 390 | 360 | 353 | 367 | 456 | 543 | 555 |
| Psychology | 1055 | 1093 | 1161 | 1345 | 1333 | 1227 | 1197 | 1075 | 989 | 1006 |
| Social Work | 459 | 418 | 511 | 528 | 524 | 542 | 594 | 612 | 520 | 481 |
| Sociology | 262 | 295 | 352 | 302 | 268 | 235 | 201 | 179 | 169 | 165 |
| Urban Plan. & Land. Arch. | 312 | 306 | 293 | 343 | 361 | 386 | 407 | 393 | 365 | 324 |

LEVEL

| Level | 1969 | 1970 | 1971 | 1972 | 1973 | 1974 | 1975 | 1976 | 1977 | 1978 |
|-----------------------|------|------|------|------|------|------|------|------|------|------|
| Undergraduate | | | | | | | | | | |
| Freshman-Sophomore | 1388 | 1409 | 1423 | 1300 | 1251 | 1095 | 1062 | 1168 | 1075 | 1009 |
| Junior-Senior-Special | 3376 | 3683 | 3980 | 4119 | 3623 | 3338 | 3269 | 3017 | 2879 | 2777 |
| Graduate | 801 | 837 | 935 | 907 | 881 | 848 | 941 | 937 | 872 | 867 |

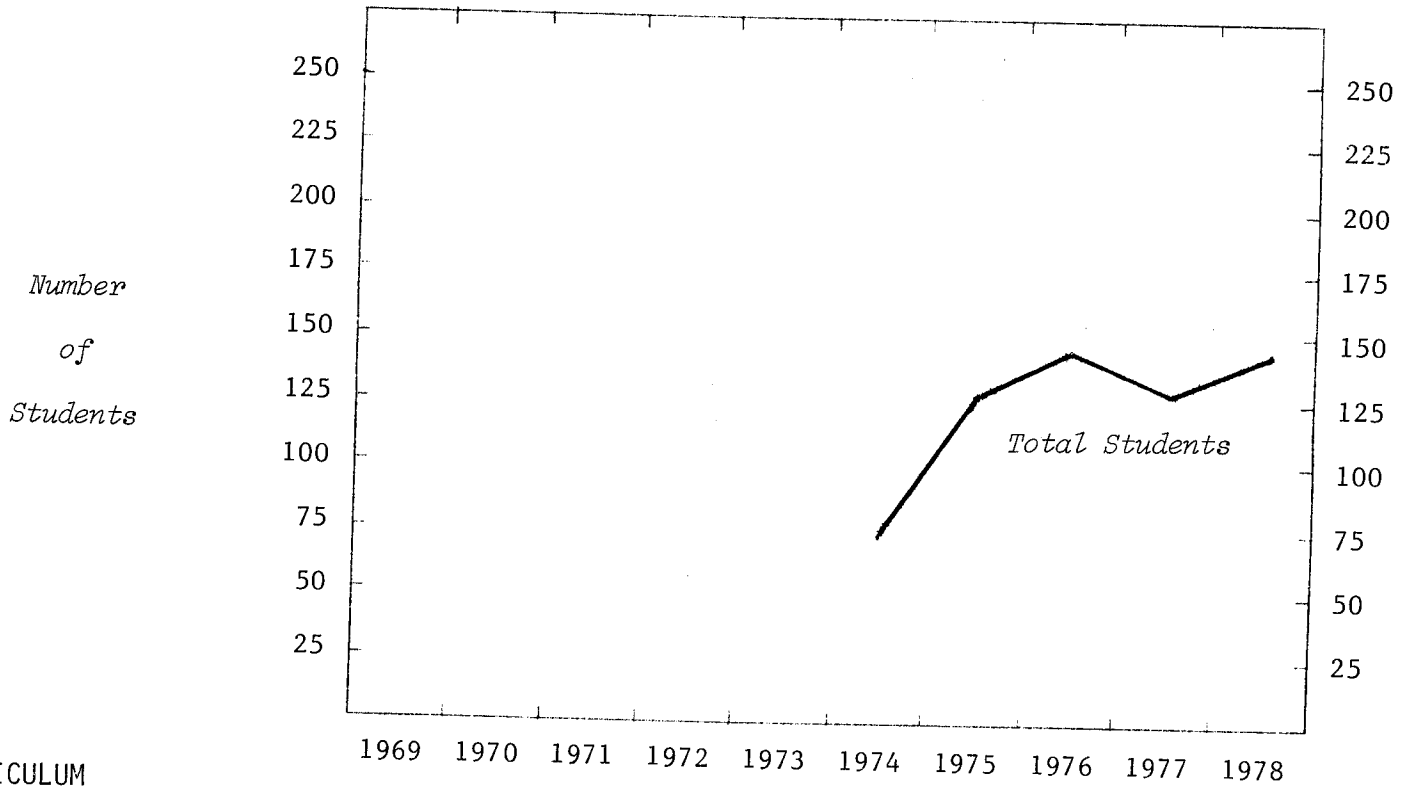
TOTAL COLLEGE

| | | | | | | | | | | |
|----------------------|------|------|------|------|------|------|------|------|------|------|
| | 5565 | 5929 | 6338 | 6326 | 5755 | 5281 | 5272 | 5122 | 4826 | 4653 |
| % Increase - College | 6.5 | 6.9 | -.2 | -9.0 | -8.2 | -.2 | -2.8 | -5.8 | -3.6 | |
| - Campus | 3.5 | -1.1 | .9 | -.3 | 1.2 | 6.1 | .8 | -2.5 | .3 | |

MICHIGAN STATE UNIVERSITY
Office of the Registrar
Evaluation & Research

TRENDGRAPH OF TERM ENROLLMENTS
COLLEGE OF URBAN DEVELOPMENT
East Lansing Campus

Spring Terms



CURRICULUM

Racial & Ethnic Studies
Urban & Metro. Studies

| | | | | |
|----|-----|-----|-----|-----|
| 7 | 5 | 10 | 17 | 13 |
| 68 | 121 | 132 | 111 | 131 |

LEVEL

Undergraduate
Freshman-Sophomore
Junior-Senior-Special

| | | | | |
|----|-----|-----|-----|-----|
| 22 | 20 | 25 | 18 | 21 |
| 53 | 106 | 117 | 110 | 123 |

TOTAL COLLEGE

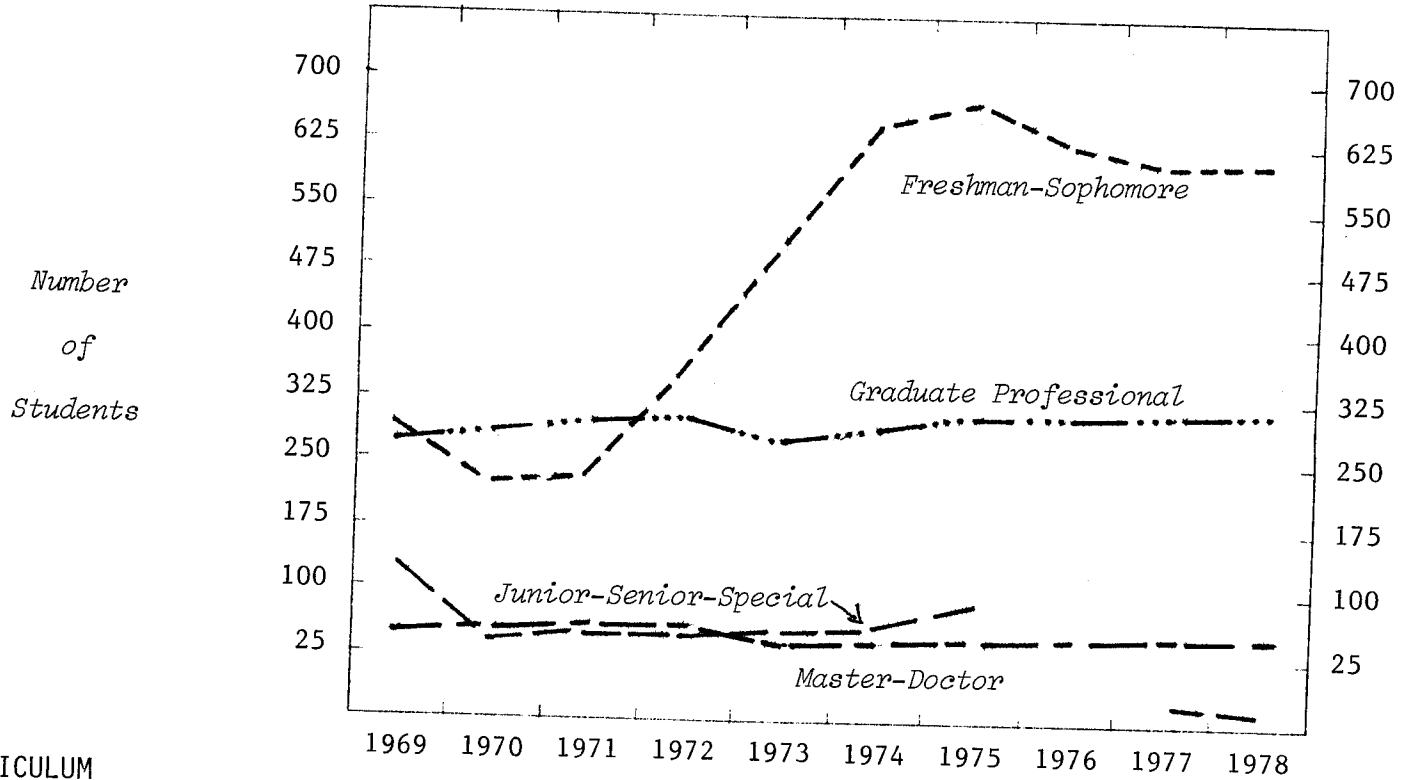
% Increase - College
- Campus

| | | | | |
|------|------|------|------|-----|
| 75 | 126 | 142 | 128 | 144 |
| 68.0 | 12.7 | -9.9 | 12.5 | |
| 6.1 | .8 | -2.5 | .3 | |

MICHIGAN STATE UNIVERSITY
Office of the Registrar
Evaluation & Research

TRENDGRAPH OF TERM ENROLLMENTS
COLLEGE OF VETERINARY MEDICINE
East Lansing Campus

Spring Terms



CURRICULUM

| | | | | | | | | | | |
|---------------------------------|-----|-----|-----|-----|-----|-----|-----|-----|-----|-----|
| Medical Technology ¹ | 205 | | | | | | | | | |
| Preveterinary | 213 | 253 | 267 | 400 | 551 | 678 | 749 | 623 | 597 | 614 |
| Veterinary Medicine | 328 | 334 | 346 | 344 | 303 | 320 | 320 | 339 | 351 | 355 |

LEVEL

| | | | | | | | | | | |
|------------------------------|-----|-----|-----|-----|-----|-----|-----|-----|-----|-----|
| <i>Undergraduate</i> | | | | | | | | | | |
| <i>Freshman-Sophomore</i> | 286 | 223 | 234 | 367 | 508 | 633 | 674 | 623 | 590 | 609 |
| <i>Junior-Senior-Special</i> | 132 | 30 | 33 | 33 | 43 | 46 | 76 | | 9 | 5 |
| <i>Graduate</i> | 55 | 51 | 49 | 43 | 30 | 32 | 27 | 29 | 34 | 36 |
| <i>Graduate Professional</i> | 273 | 283 | 297 | 301 | 273 | 287 | 292 | 310 | 315 | 319 |

TOTAL COLLEGE

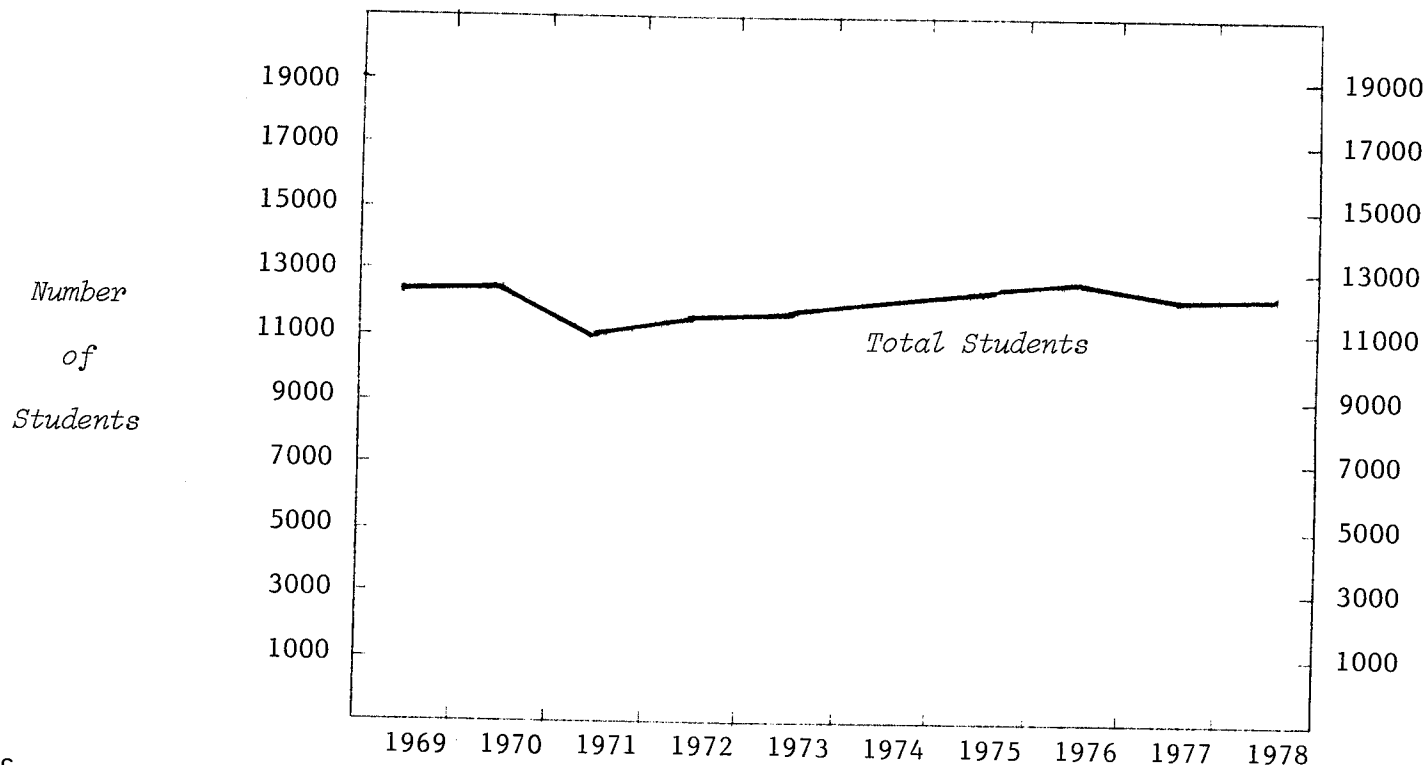
| | | | | | | | | | | |
|----------------------|-------|------|------|------|------|-----|-------|------|-----|-----|
| TOTAL COLLEGE | 746 | 587 | 613 | 744 | 854 | 998 | 1069 | 962 | 948 | 969 |
| % Increase - College | -21.3 | 4.4 | 21.4 | 14.8 | 16.9 | 7.1 | -10.0 | -1.5 | 2.2 | |
| - Campus | 3.5 | -1.1 | .9 | -.3 | 1.2 | 6.1 | .8 | -2.5 | .3 | |

Note: 1) The Medical Technology curriculum was transferred from the College of Veterinary Medicine to the College of Human Medicine Winter 1970.

MICHIGAN STATE UNIVERSITY
Office of the Registrar
Evaluation & Research

TRENDGRAPH OF TERM ENROLLMENTS
UNIVERSITY COLLEGE
East Lansing Campus

Spring Terms

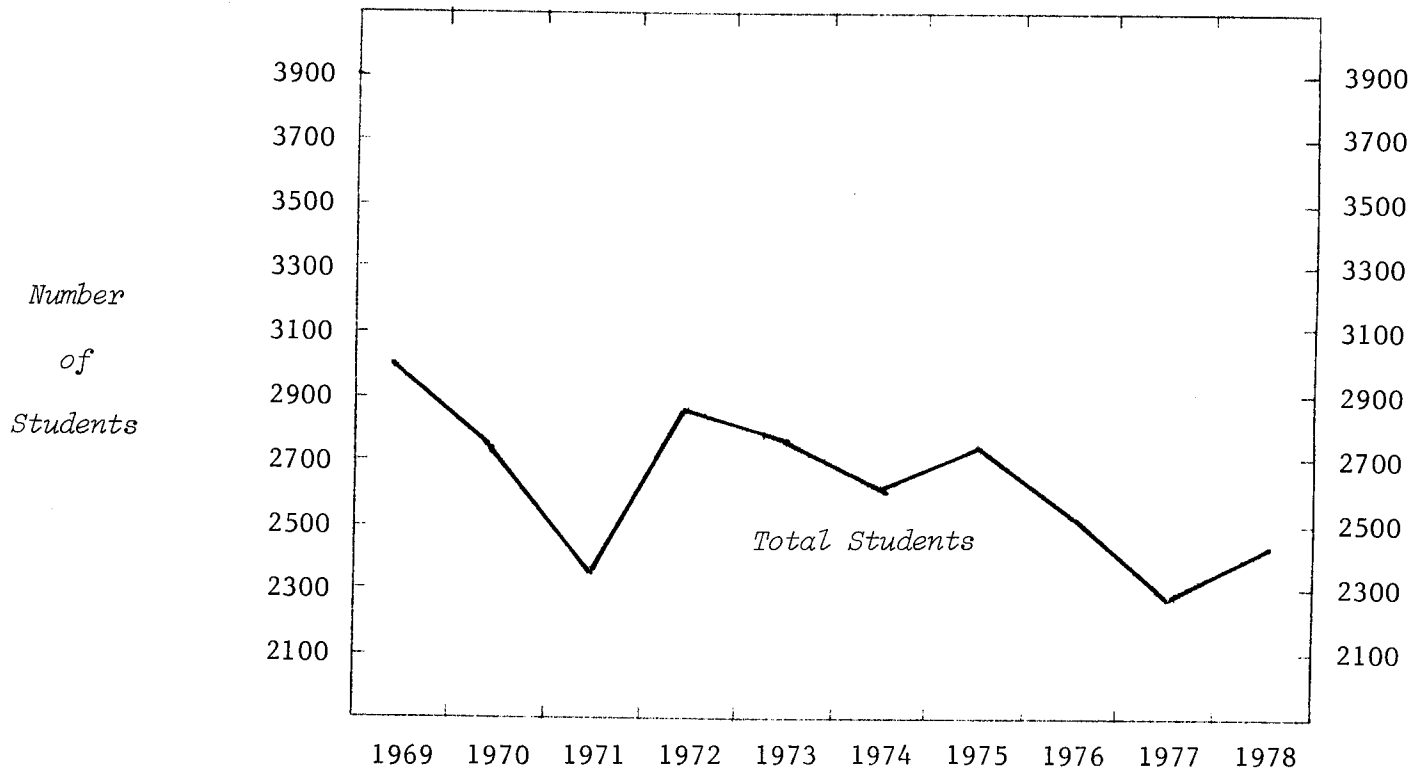


| CLASS | 1969 | 1970 | 1971 | 1972 | 1973 | 1974 | 1975 | 1976 | 1977 | 1978 |
|----------------------|--------------|--------------|--------------|--------------|--------------|--------------|--------------|--------------|--------------|--------------|
| <u>Undergraduate</u> | | | | | | | | | | |
| Freshman | 6396 | 6044 | 5055 | 6019 | 5758 | 5898 | 6062 | 6241 | 5772 | 6152 |
| Sophomore | 5932 | 6221 | 5926 | 4966 | 5617 | 5668 | 5989 | 6025 | 6229 | 5981 |
| Special | 15 | 11 | 16 | 74 | 37 | 23 | 13 | 9 | 5 | 8 |
| TOTAL COLLEGE | 12343 | 12276 | 10997 | 11059 | 11412 | 11589 | 12064 | 12275 | 12006 | 12141 |
| % Increase - College | | -.5 | -10.4 | .6 | 3.2 | 1.6 | 4.1 | 1.7 | -2.2 | 1.1 |
| - Campus | | 3.5 | -1.1 | .9 | -.3 | 1.2 | 6.1 | .8 | -2.5 | .3 |

MICHIGAN STATE UNIVERSITY
Office of the Registrar
Evaluation & Research

TRENDGRAPH OF TERM ENROLLMENTS
NO PREFERENCE
East Lansing Campus

Spring Terms



LEVEL

Undergraduate

Freshman-Sophomore

Junior-Senior-Special

| | | | | | | | | | |
|------|------|------|------|------|------|------|------|------|------|
| 3002 | 2717 | 2333 | 2791 | 2732 | 2612 | 2707 | 2504 | 2292 | 2422 |
| 15 | 16 | 17 | 50 | 21 | 12 | 3 | 1 | 1 | 1 |

TOTAL COLLEGE

% Increase - College

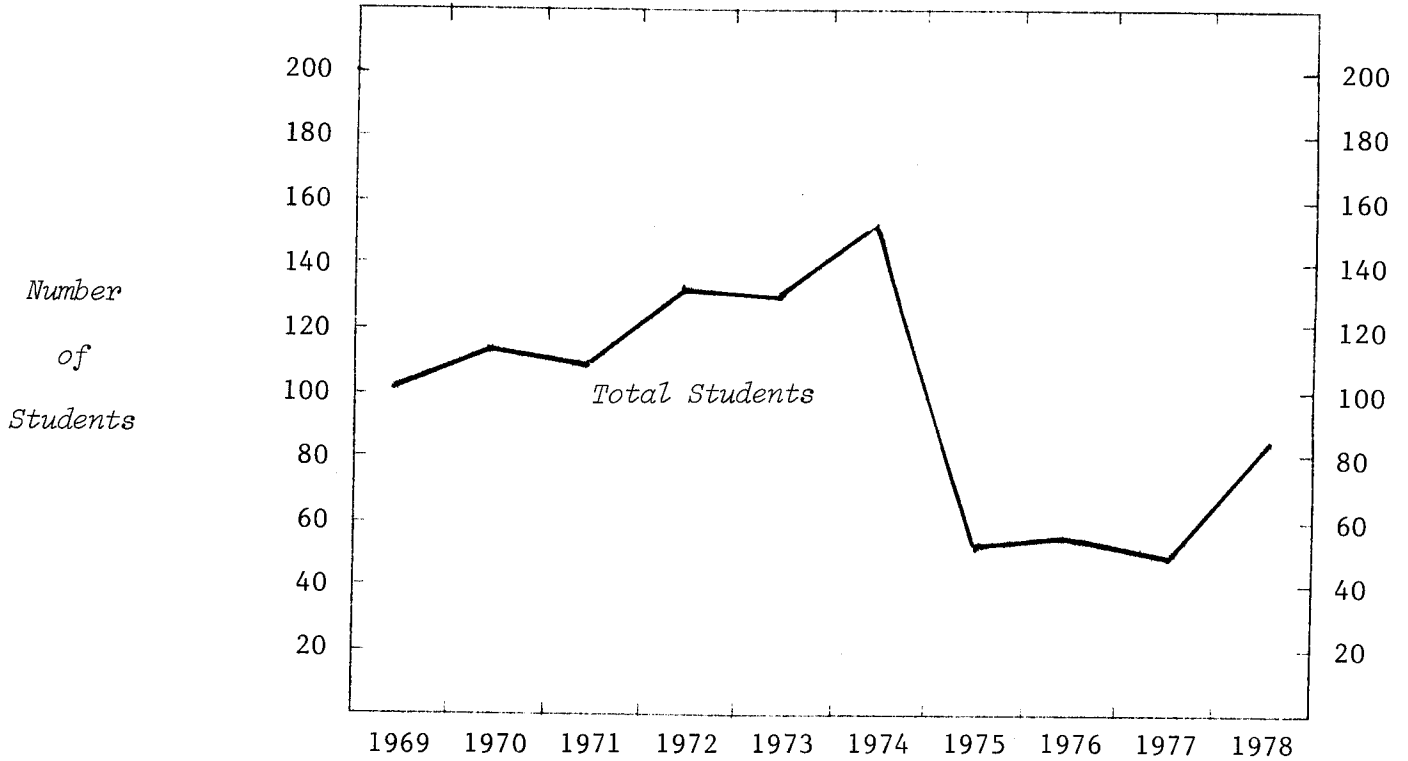
- Campus

| | | | | | | | | | |
|------|-------|------|------|------|------|------|------|------|------|
| 3017 | 2733 | 2350 | 2841 | 2753 | 2624 | 2710 | 2505 | 2293 | 2423 |
| -9.4 | -14.0 | 20.9 | -3.1 | -4.7 | 3.3 | -7.6 | -8.5 | 5.7 | |
| 3.5 | -1.1 | .9 | -.3 | 1.2 | 6.1 | .8 | -2.5 | .3 | |

MICHIGAN STATE UNIVERSITY
Office of the Registrar
Evaluation & Research

TRENDGRAPH OF TERM ENROLLMENTS
UNCLASSIFIED
East Lansing Campus

Spring Terms



CURRICULUM

| | 1969 | 1970 | 1971 | 1972 | 1973 | 1974 | 1975 | 1976 | 1977 | 1978 |
|--------------------------------------|------|------|------|------|------|------|------|------|------|------|
| English Language Center ¹ | 101 | 112 | 109 | 130 | 129 | 145 | | | | |
| Guest | | | | | | 6 | 53 | 58 | 48 | 79 |
| Workshop | | | | | | | | | | 2 |

LEVEL

| | 1969 | 1970 | 1971 | 1972 | 1973 | 1974 | 1975 | 1976 | 1977 | 1978 |
|---------------|------|------|------|------|------|------|------|------|------|------|
| Undergraduate | | | | | | | | | | |
| Special | 101 | 112 | 109 | 130 | 129 | 149 | 45 | 47 | 45 | 66 |
| Graduate | | | | | | 2 | 8 | 11 | 3 | 15 |

TOTAL COLLEGE

| | | | | | | | | | | |
|----------------------|------|------|------|-----|------|-------|-----|-------|------|----|
| | 101 | 112 | 109 | 130 | 129 | 151 | 53 | 58 | 48 | 81 |
| % Increase - College | 10.9 | -2.7 | 19.3 | -.8 | 17.1 | -64.9 | 9.4 | -17.2 | 68.8 | |
| - Campus | 3.5 | -1.1 | .9 | -.3 | 1.2 | 6.4 | .8 | -2.5 | .3 | |

Note: 1) The 1975 totals reflect the transfer of the English Language Center Program from Unclassified to the College of Arts and Letters.

MICHIGAN STATE UNIVERSITY
Office of the Registrar
Evaluation & Research

TEACHING CERTIFICATE CANDIDATES
COLLEGE OF AGRICULTURE AND NATURAL RESOURCES I
East Lansing Campus

Spring 1978

| Curriculum & Major | TOTAL UNDERGRADS. ENROLLED IN MAJOR | | TEACHING CERTIFICATE CANDIDATES | | | | PERCENT CANDIDATES TO TOTAL IN MAJOR | | | | | | | |
|--|--|-------------|---------------------------------|-------------|---------------|-------------|---|---|------------|-----------|-----------|------------|------------|------------|
| | Total Women | Men | Total | Frsh.-Soph. | Jr.-Sr.-Spec. | Total Women | Men | Total Frsh. Jr.Sr. Cand. Soph. Spec. | | | | | | |
| AGRICULTURE-UNDERGRADUATE | | | | | | | | | | | | | | |
| Agribus. & Nat. Res. Education | 61 | 17 | 44 | 61 | 17 | 44 | 5 | 11 | 45 | 12 | 33 | 100.0 | 26.2 | 73.8 |
| Animal Husbandry | 235 | 132 | 103 | 8 | 3 | 5 | 1 | 1 | 7 | 3 | 4 | 3.4 | .4 | 3.0 |
| Crop & Soil Sciences | 202 | 48 | 154 | 4 | 1 | 3 | 1 | 1 | 3 | 1 | 2 | 2.0 | .5 | 1.5 |
| Dairy Science | 97 | 48 | 49 | 3 | 1 | 2 | 1 | 1 | 2 | 2 | 2 | 3.1 | 1.0 | 2.1 |
| Fisheries & Wildlife | 441 | 139 | 302 | 4 | 1 | 3 | 2 | 1 | 2 | 2 | 2 | 1.0 | .5 | .5 |
| Forestry | 289 | 70 | 219 | 1 | 1 | 1 | 1 | 1 | 8 | 5 | 3 | 2.0 | .3 | 2.0 |
| Horticulture | 402 | 227 | 175 | 8 | 5 | 3 | 1 | 1 | 1 | 1 | 1 | .5 | | .5 |
| Park & Recreation Resources | 185 | 67 | 118 | 1 | 1 | 1 | 1 | 1 | 1 | 1 | 1 | 2.6 | | 2.6 |
| Phys. Sys.-Agr. & Nat. Res. | 39 | 4 | 35 | 1 | 1 | 1 | 1 | 1 | 1 | 1 | 1 | 6.7 | | 6.7 |
| Poultry Science | 15 | 6 | 9 | 1 | 1 | 1 | 1 | 1 | 1 | 1 | 1 | .8 | | .8 |
| Resource Development | 132 | 46 | 86 | 1 | 1 | 1 | 1 | 1 | 1 | 1 | 1 | | | |
| NATURAL RESOURCES & ENVIRONMENTAL EDUCATION | | | | | | | | | | | | | | |
| No Preference | 23 | 18 | 5 | 15 | 11 | 4 | 15 | 11 | 4 | 4 | 22 | 65.2 | 65.2 | 69.0 |
| Fisheries & Wildlife | 84 | 54 | 30 | 61 | 38 | 23 | 3 | 2 | 1 | 1 | 22 | 72.6 | 3.6 | 72.7 |
| Forestry | 11 | 5 | 6 | 10 | 4 | 6 | 2 | 2 | 8 | 4 | 4 | 90.9 | 18.2 | 76.2 |
| Park & Recreation Resources | 21 | 16 | 5 | 17 | 15 | 2 | 1 | 1 | 16 | 14 | 2 | 81.0 | 4.8 | 76.2 |
| Resource Development | 9 | 4 | 5 | 8 | 3 | 5 | 2 | 2 | 6 | 1 | 5 | 88.9 | 22.2 | 66.7 |
| Other Majors | 735 | 220 | 515 | 204 | 100 | 104 | 45 | 23 | 159 | 77 | 82 | 6.8 | 1.5 | 5.3 |
| TOTAL COLLEGE | 2981 | 1121 | 1860 | 204 | 100 | 104 | 45 | 23 | 159 | 77 | 82 | 6.8 | 1.5 | 5.3 |
| <i>Additional Data:</i> | | | | | | | | | | | | | | |
| Women | 1121 | | 100 | 23 | | 77 | | | 77 | | | 8.9 | 2.1 | 6.8 |
| Men | 1860 | | 104 | 22 | | 82 | | | 82 | | | 5.6 | 1.2 | 4.4 |

Note: 1) College totals exclude students enrolled in the Institute of Agricultural Technology.

MICHIGAN STATE UNIVERSITY
Office of the Registrar
Evaluation & Research

TEACHING CERTIFICATE CANDIDATES
COLLEGE OF ARTS AND LETTERS¹
East Lansing Campus

Spring 1978

| Curriculum & Major | TOTAL UNDERGRADS. ENROLLED IN MAJOR | | TEACHING CERTIFICATE CANDIDATES | | | | PERCENT CANDIDATES TO TOTAL IN MAJOR | | | | | | | | |
|---------------------------------|--|-----|---------------------------------|-----|------------------------------|-----|---|-------------------------------|----|----|----|----|-------|------|------|
| | Total Women | Men | Total Women | Men | Jr.-Sr.-Spec. Total Women | Men | Total Cand. | Fresh. Jr. Sr. Soph. Spec. | | | | | | | |
| <u>ART</u> | | | | | | | | | | | | | | | |
| Studio Art | 353 | 247 | 106 | 83 | 70 | 13 | 16 | 15 | 1 | 67 | 55 | 12 | 23.5 | 4.5 | 19.0 |
| Studio Art (FA) | 59 | 43 | 16 | 14 | 12 | 2 | | | | 14 | 12 | 2 | 23.7 | | 23.7 |
| <u>ENGLISH</u> | | | | | | | | | | | | | | | |
| English | 409 | 264 | 145 | 127 | 100 | 27 | 29 | 24 | 5 | 98 | 76 | 22 | 31.1 | 7.1 | 24.0 |
| <u>GERMAN & RUSSIAN</u> | | | | | | | | | | | | | | | |
| German | 40 | 33 | 7 | 12 | 10 | 2 | 1 | 1 | 1 | 11 | 9 | 2 | 30.0 | 2.5 | 27.5 |
| <u>HISTORY</u> | | | | | | | | | | | | | | | |
| History | 225 | 85 | 140 | 85 | 32 | 53 | 15 | 6 | 9 | 70 | 26 | 44 | 37.8 | 6.7 | 31.1 |
| <u>MUSIC</u> | | | | | | | | | | | | | | | |
| School Music-No Major | 4 | 2 | 2 | 4 | 2 | 2 | 3 | 1 | 2 | 1 | 1 | | 100.0 | 75.0 | 25.0 |
| School Music-Choral | 45 | 29 | 16 | 45 | 29 | 16 | 10 | 6 | 4 | 35 | 23 | 12 | 100.0 | 22.2 | 77.8 |
| School Music-Instrumental | 99 | 40 | 59 | 98 | 40 | 58 | 41 | 14 | 27 | 57 | 26 | 31 | 99.0 | 41.4 | 57.6 |
| School Music-Str. Instr. Teach. | 7 | 3 | 4 | 7 | 3 | 4 | 5 | 3 | 2 | 2 | 2 | 2 | 100.0 | 71.4 | 28.6 |
| School Music & Music Therapy | 30 | 24 | 6 | 30 | 24 | 6 | 12 | 12 | | 18 | 12 | 6 | 100.0 | 40.0 | 60.0 |
| <u>ROMANCE LANGUAGES</u> | | | | | | | | | | | | | | | |
| French | 69 | 59 | 10 | 15 | 14 | 1 | 2 | 2 | 2 | 13 | 12 | 1 | 21.7 | 2.9 | 18.8 |
| Spanish | 62 | 51 | 11 | 15 | 13 | 2 | 2 | 2 | 2 | 13 | 11 | 2 | 24.2 | 3.2 | 21.0 |

Note: 1) College totals exclude students enrolled in the English Language Center Program.

MICHIGAN STATE UNIVERSITY
Office of the Registrar
Evaluation & Research

TEACHING CERTIFICATE CANDIDATES
LYMAN BRIGGS COLLEGE
East Lansing Campus

Spring 1978

| <u>Curriculum & Major</u> | <u>TOTAL UNDERGRADS ENROLLED IN MAJOR</u> | | <u>TEACHING CERTIFICATE CANDIDATES</u> | | | | <u>PERCENT CANDIDATES TO TOTAL IN MAJOR</u> | | | | | |
|----------------------------------|---|-----|--|-------------|---------------|-------------|---|-------|---------------|-------------------|-------|-----|
| | Total Women | Men | Total | Frsh.-Soph. | Jr.-Sr.-Spec. | Total Women | Men | Total | Frsh. Jr. Sr. | Cand. Soph. Spec. | | |
| <u>NO FIELD OF CONCENTRATION</u> | | | | | | | | | | | | |
| No Coordinate Major | 255 | 103 | 152 | 7 | 5 | 2 | 7 | 5 | 2 | 2.7 | 2.7 | |
| <u>BIOLOGY</u> | | | | | | | | | | | | |
| No Coordinate Major | 160 | 57 | 103 | 5 | 2 | 3 | 5 | 2 | 3 | 3.1 | 3.1 | |
| <u>COMPUTER SCIENCE</u> | | | | | | | | | | | | |
| No Coordinate Major | 44 | 6 | 38 | 1 | 1 | 1 | 1 | 1 | 1 | 2.3 | 2.3 | |
| <u>GENERAL SCIENCE</u> | | | | | | | | | | | | |
| No Coordinate Major | 1 | 1 | 1 | 1 | 1 | 1 | 1 | 1 | 1 | 100.0 | 100.0 | |
| General Science | 1 | 1 | 1 | 1 | 1 | 1 | 1 | 1 | 1 | 100.0 | 100.0 | |
| <u>MATHEMATICAL SCIENCES</u> | | | | | | | | | | | | |
| Mathematics | 11 | 2 | 9 | 4 | 4 | 4 | 2 | 2 | 2 | 36.4 | 18.2 | |
| <u>PHYSICAL SCIENCE</u> | | | | | | | | | | | | |
| No Coordinate Major | 25 | 8 | 17 | 1 | 1 | 1 | 1 | 1 | 1 | 4.0 | 4.0 | |
| Biochemistry | 32 | 7 | 25 | 1 | 1 | 1 | 1 | 1 | 1 | 3.1 | 3.1 | |
| Chemistry-Teaching | 4 | 1 | 3 | 4 | 1 | 3 | 3 | 1 | 1 | 100.0 | 75.0 | |
| Physics | 21 | 1 | 20 | 1 | 1 | 1 | 1 | 1 | 1 | 4.8 | 4.8 | |
| Other Majors | 180 | 67 | 113 | | | | | | | | | |
| <u>TOTAL COLLEGE</u> | 734 | 253 | 481 | 26 | 9 | 17 | 15 | 5 | 10 | 7 | 3.5 | 2.0 |
| <i>Additional Data:</i> | 253 | | | 9 | | | 5 | | | 4 | 3.6 | 2.0 |
| <i>Men</i> | 481 | | | 17 | | | 10 | | | 7 | 6.0 | 3.5 |

MICHIGAN STATE UNIVERSITY
Office of the Registrar
Evaluation & Research

TEACHING CERTIFICATE CANDIDATES
COLLEGE OF BUSINESS
East Lansing Campus

Spring 1978

| Curriculum & Major | TOTAL UNDERGRADS. ENROLLED IN MAJOR | | TEACHING CERTIFICATE CANDIDATES | | | | PERCENT CANDIDATES TO TOTAL IN MAJOR | | | | | | | | |
|---|--|------|---------------------------------|-------------|---------------|-------|---|-------------------|---|----|----|----|-------|-------|-------|
| | Total | Men | Total | Frsh.-Soph. | Jr.-Sr.-Spec. | Total | Frsh. Jr.Sr. | Cand. Soph. Spec. | | | | | | | |
| | Women | Men | Women | Men | Women | Women | Men | Men | | | | | | | |
| <u>BUSINESS LAW & OFFICE ADMINISTRATION</u> | 48 | 31 | 17 | 48 | 31 | 17 | 13 | 7 | 6 | 35 | 24 | 11 | 100.0 | 27.1 | 72.9 |
| Business Education | 2 | 2 | 2 | 2 | 2 | 2 | 2 | 2 | 2 | 2 | 2 | 2 | 100.0 | 100.0 | 100.0 |
| <u>ECONOMICS</u> | 150 | 44 | 106 | 2 | 1 | 1 | 1 | 1 | 1 | 1 | 1 | 1 | 1.4 | .7 | .7 |
| Other Majors | 4828 | 1735 | 3093 | | | | | | | | | | | | |
| TOTAL COLLEGE | 5028 | 1810 | 3218 | 52 | 32 | 20 | 14 | 8 | 6 | 38 | 24 | 14 | 1.0 | .2 | .8 |
| <i>Additional Data:</i> | 1810 | | | 32 | | | 8 | | | 24 | | | 1.8 | .5 | 1.3 |
| <i>Men</i> | 3218 | | | 20 | | | 6 | | | 14 | | | .6 | .2 | .4 |

MICHIGAN STATE UNIVERSITY
Office of the Registrar
Evaluation & Research

TEACHING CERTIFICATE CANDIDATES
COLLEGE OF COMMUNICATION ARTS AND SCIENCES
East Lansing Campus

Spring 1978

| Curriculum & Major | TOTAL UNDERGRADS ENROLLED IN MAJOR | | TEACHING CERTIFICATE CANDIDATES | | | | PERCENT CANDIDATES TO TOTAL IN MAJOR | | | | | | | | |
|---|------------------------------------|-------|---------------------------------|-------|---------|-------|--------------------------------------|---------|---|-----|-----|----|------|------|------|
| | Total | Women | Total | Frsh. | Jr.-Sr. | Total | Frsh. | Jr.-Sr. | | | | | | | |
| | Men | Men | Women | Men | Women | Men | Men | Women | | | | | | | |
| <u>AUDIOLOGY & SPEECH SCIENCES</u> Audiology & Speech Sciences | 271 | 253 | 18 | 192 | 182 | 10 | 47 | 46 | 1 | 145 | 136 | 9 | 70.8 | 17.3 | 53.5 |
| <u>COMMUNICATION</u> Communication | 417 | 235 | 182 | 25 | 13 | 12 | 6 | 3 | 3 | 19 | 10 | 9 | 6.0 | 1.4 | 4.6 |
| <u>JOURNALISM</u> Journalism | 472 | 268 | 204 | 12 | 10 | 2 | 4 | 3 | 1 | 8 | 7 | 1 | 2.5 | .8 | 1.7 |
| Other Majors | 1155 | 541 | 614 | | | | | | | | | | | | |
| TOTAL COLLEGE | 2315 | 1297 | 1018 | 229 | 205 | 24 | 57 | 52 | 5 | 172 | 153 | 19 | 9.9 | 2.5 | 7.4 |
| <i>Additional Data:</i> | 1297 | | | 205 | | | 52 | | | 153 | | | 15.8 | 4.0 | 11.8 |
| <i>Men</i> | 1018 | | | 24 | | | 5 | | | 19 | | | 2.4 | .5 | 1.9 |

MICHIGAN STATE UNIVERSITY
Office of the Registrar
Evaluation & Research

TEACHING CERTIFICATE CANDIDATES
COLLEGE OF EDUCATION
East Lansing Campus

Spring 1978

| Curriculum & Major | TOTAL UNDERGRADS. ENROLLED IN MAJOR | | TEACHING CERTIFICATE CANDIDATES | | | | PERCENT CANDIDATES TO TOTAL IN MAJOR | | | | | | | | |
|---|--|------|---------------------------------|------|----------------------------|------------------------------|---|---|------|------|-----|-----|-------|-------|------|
| | Total Women | Men | Total Women | Men | Frsh.-Soph. Total Women | Jr.-Sr.-Spec. Total Women | Men | Total Frsh. Jr.Sr. Cand. Soph. Spec. | | | | | | | |
| <u>EDUCATION</u> | | | | | | | | | | | | | | | |
| Education-Special Program | 222 | 155 | 67 | 104 | 64 | 40 | 104 | 46.8 | 46.8 | | | | | | |
| <u>ELEMENTARY & SPECIAL EDUCATION</u> | | | | | | | | | | | | | | | |
| Elementary Education | 735 | 593 | 142 | 655 | 537 | 118 | 190 | 161 | 29 | 465 | 376 | 89 | 89.1 | 25.8 | 63.3 |
| Elementary Intern Program | 103 | 79 | 24 | 103 | 79 | 24 | 103 | 79 | 24 | 103 | 79 | 24 | 100.0 | 100.0 | |
| Special Education | 439 | 408 | 31 | 433 | 404 | 29 | 175 | 167 | 8 | 258 | 237 | 21 | 98.6 | 39.8 | 58.8 |
| Special Education-E.I.P. | 12 | 12 | | 12 | 12 | | | | | 12 | 12 | | 100.0 | 100.0 | |
| <u>HEALTH, PHYS. EDUC. & RECREATION</u> | | | | | | | | | | | | | | | |
| Health Education | 47 | 31 | 16 | 47 | 31 | 16 | 14 | 10 | 4 | 33 | 21 | 12 | 100.0 | 100.0 | |
| Physical Education | 326 | 225 | 101 | 271 | 191 | 80 | 81 | 60 | 21 | 190 | 131 | 59 | 83.1 | 24.8 | 58.3 |
| <u>SECONDARY EDUCATION & CURRICULUM</u> | | | | | | | | | | | | | | | |
| Industrial Arts | 46 | 5 | 41 | 46 | 5 | 41 | 10 | 10 | | 36 | 5 | 31 | 100.0 | 21.7 | 78.3 |
| Other Majors | 182 | 145 | 37 | | | | | | | | | | | | |
| <u>TOTAL COLLEGE</u> | 2112 | 1653 | 459 | 1671 | 1323 | 348 | 470 | 398 | 72 | 1201 | 925 | 276 | 79.1 | 22.2 | 56.9 |
| <i>Additional Data:</i> | 1653 | | | 1323 | | | 398 | | | 925 | | | 80.0 | 24.1 | 55.9 |
| <i>Men</i> | 459 | | | 348 | | | 72 | | | 276 | | | 75.8 | 15.7 | 60.1 |

MICHIGAN STATE UNIVERSITY
Office of the Registrar
Evaluation & Research

TEACHING CERTIFICATE CANDIDATES
JAMES MADISON COLLEGE
East Lansing Campus

Spring 1978

| Curriculum & Major | TOTAL UNDERGRADS. ENROLLED IN MAJOR | | TEACHING CERTIFICATE CANDIDATES | | | | PERCENT CANDIDATES TO TOTAL IN MAJOR | |
|---|--|-----|---------------------------------|-----|----------------------------|------------------------------|---|---|
| | Total Women | Men | Total Women | Men | Frsh.-Soph. Total Women | Jr.-Sr.-Spec. Total Women | Men | Total Frsh. Jr.Sr. Cand. Soph. Spec. |
| <u>NO FIELD OF CONCENTRATION</u> | | | | | | | | |
| No Coordinate Major | 260 | 113 | 147 | 2 | 1 | 1 | 1 | 2.9 |
| <u>ETHNIC & RELIGIOUS INTERGROUP RELATIONS POLICY PROBLEMS</u> | | | | | | | | |
| No Coordinate Major | 14 | 8 | 6 | 3 | 2 | 1 | 1 | 21.4 |
| <u>INTERNATIONAL RELATIONS POLICY PROBLEMS</u> | | | | | | | | |
| No Coordinate Major | 88 | 47 | 41 | 1 | 1 | 1 | 1 | 1.1 |
| <u>JUSTICE, MORALITY & CONSTITUTIONAL DEMOCRACY POLICY PROBLEMS</u> | | | | | | | | |
| No Coordinate Major | 90 | 37 | 53 | 1 | 1 | 1 | 1 | 1.1 |
| <u>URBAN COMMUNITY POLICY PROBLEMS</u> | | | | | | | | |
| No Coordinate Major | 54 | 21 | 33 | 2 | 2 | 2 | 2 | 3.7 |
| Other Majors | 61 | 27 | 34 | | | | | |
| TOTAL COLLEGE | 567 | 253 | 314 | 9 | 3 | 6 | 5 | 1.6 |
| <i>Additional Data:</i> | | | | | | | | |
| <i>Women</i> | 253 | | | 3 | 2 | 3 | 4 | 1.2 |
| <i>Men</i> | 314 | | | 6 | 3 | 3 | 3 | 2.0 |

MICHIGAN STATE UNIVERSITY
Office of the Registrar
Evaluation & Research

TEACHING CERTIFICATE CANDIDATES
COLLEGE OF NATURAL SCIENCE
East Lansing Campus

Spring 1978

| Curriculum & Major | TOTAL UNDERGRADS. ENROLLED IN MAJOR | | TEACHING CERTIFICATE CANDIDATES | | | | PERCENT CANDIDATES TO TOTAL IN MAJOR | | | | | | | | |
|-------------------------------------|--|------|---------------------------------|-------------|---------------|-------------|---|---|---|-----|----|----|-------|------|-------|
| | Total Women | Men | Total | Frsh.-Soph. | Jr.-Sr.-Spec. | Total Women | Men | Total Frsh. Jr.Sr. Cand. Soph. Spec. | | | | | | | |
| <u>BIOLOGICAL SCIENCES</u> | | | | | | | | | | | | | | | |
| Biological Science | 361 | 171 | 190 | 41 | 24 | 17 | 5 | 3 | 2 | 36 | 21 | 15 | 11.4 | 1.4 | 10.0 |
| Microbiology & Public Health | 316 | 115 | 201 | 1 | 1 | | | | | 1 | 1 | | .3 | | .3 |
| Physiology | 154 | 48 | 106 | 1 | 1 | | | | | 1 | | 1 | .6 | | .6 |
| Zoology | 394 | 161 | 233 | 2 | 2 | 1 | 1 | 1 | 1 | 1 | 1 | | .6 | .3 | .3 |
| <u>GENERAL SCIENCE</u> | | | | | | | | | | | | | | | |
| General Science | 10 | 6 | 4 | 10 | 6 | 4 | | | | 10 | 6 | 4 | 100.0 | | 100.0 |
| <u>MATHEMATICS & STATISTICS</u> | | | | | | | | | | | | | | | |
| Mathematics | 223 | 79 | 144 | 70 | 38 | 32 | 20 | 15 | 5 | 50 | 23 | 27 | 31.4 | 9.0 | 22.4 |
| <u>PHYSICAL SCIENCES</u> | | | | | | | | | | | | | | | |
| Astrophysics | 37 | 3 | 34 | 2 | | 2 | 1 | | 1 | 1 | | 1 | .6 | .3 | .3 |
| Chemistry-Teaching | 18 | 9 | 9 | 18 | 9 | 9 | 3 | 2 | 1 | 15 | 7 | 8 | 100.0 | 16.7 | 83.3 |
| Earth Science | 3 | | 3 | 2 | | 2 | | | | 2 | | 2 | 66.7 | | 66.7 |
| Geology | 110 | 20 | 90 | 2 | | 2 | | | | 2 | | 2 | 1.8 | | 1.8 |
| Physical Science | 25 | 5 | 20 | 3 | 1 | 2 | | | | 3 | 1 | 2 | 12.0 | | 12.0 |
| Physics | 67 | 5 | 62 | 3 | 1 | 2 | 1 | 1 | 1 | 2 | 2 | 2 | 4.5 | 1.5 | 3.0 |
| Other Majors | 1684 | 981 | 703 | | | | | | | | | | | | |
| <u>TOTAL COLLEGE</u> | 3402 | 1603 | 1799 | 155 | 82 | 73 | 31 | 22 | 9 | 124 | 60 | 64 | 4.6 | .9 | 3.7 |
| <i>Additional Data:</i> | | | | | | | | | | | | | | | |
| <i>Women</i> | 1603 | | | 82 | | | 22 | | | 60 | | | 5.1 | 1.4 | 3.7 |
| <i>Men</i> | 1799 | | | 73 | | | 9 | | | 64 | | | 4.1 | .5 | 3.6 |

MICHIGAN STATE UNIVERSITY
Office of the Registrar
Evaluation & Research

STUDENT CREDIT HOURS
COLLEGE OF AGRICULTURE AND NATURAL RESOURCES
East Lansing Campus

Spring 1978

| | Total Credit Hours | CLASS OF STUDENT ATTENDING COURSE | | | | | | | | | | GRAD. PROF. | Total Course Enr'l | |
|--|--------------------------|-----------------------------------|-------|------|-------|-------|----------|------|-------|----------------|--|----------------|--------------------------|------|
| | | UNDERGRADUATE | | | | | GRADUATE | | | | | | | |
| | | Frsh. | Soph. | Jr. | Sr. | Total | Mas. | Dr. | Total | GRAD. PROF. | | | | |
| TEACHING DEPARTMENT | | | | | | | | | | | | | | |
| <u>Agricultural Economics</u> | | | | | | | | | | | | | | |
| Agricultural Economics | 709 | 150 | 10 | | 4 | 3 | 167 | 214 | 328 | 542 | | | | 181 |
| Food Systems Economics & Management | 558 | 9 | 13 | 178 | 310 | 9 | 519 | 21 | 18 | 39 | | | | 207 |
| Public Affairs Management | 530 | 9 | 81 | 236 | 192 | | 518 | 3 | 9 | 12 | | | | 172 |
| <u>Agricultural Engineering</u> | | | | | | | | | | | | | | |
| Agricultural Engineering | 1668 | 383 | 110 | 309 | 681 | 22 | 1505 | 59 | 104 | 163 | | | | 702 |
| Building Construction | 605 | 12 | 47 | 216 | 314 | | 589 | 16 | | 16 | | | | 159 |
| <u>Physical Systems in Agriculture</u> | | | | | | | | | | | | | | |
| & Natural Resources | 497 | | 12 | 129 | 334 | 2 | 477 | 16 | 4 | 20 | | | | 129 |
| Agricultural Technology | 782 | 704 | 78 | | | | 782 | | | | | | | 90 |
| <u>Agriculture</u> | | | | | | | | | | | | | | |
| Agriculture | 433 | 9 | 53 | 130 | 208 | 3 | 403 | 27 | 3 | 30 | | | | 162 |
| Animal Husbandry | 1765 | 539 | 327 | 299 | 345 | 20 | 1530 | 117 | 118 | 235 | | | | 484 |
| Animal Science | 760 | | 50 | 270 | 329 | 10 | 659 | 69 | 32 | 101 | | | | 158 |
| Crop & Soil Sciences | 2297 | 458 | 87 | 414 | 757 | 6 | 1722 | 364 | 211 | 575 | | | | 559 |
| Dairy Science | 1339 | 388 | 290 | 247 | 239 | 31 | 1195 | 79 | 65 | 144 | | | | 384 |
| Fisheries & Wildlife | 1669 | 15 | 71 | 491 | 790 | 12 | 1379 | 171 | 119 | 290 | | | | 513 |
| Food Science | 1173 | 15 | 52 | 261 | 394 | 8 | 730 | 283 | 160 | 443 | | | | 353 |
| Forestry | 3010 | 153 | 218 | 1086 | 1141 | 11 | 2609 | 246 | 155 | 401 | | | | 811 |
| Horticulture | 3637 | 721 | 477 | 851 | 1309 | 15 | 3373 | 156 | 105 | 261 | | 3 | | 993 |
| Packaging | 1785 | 74 | 272 | 553 | 808 | | 1707 | 71 | 7 | 78 | | | | 499 |
| Park & Recreation Resources | 3511 | 411 | 500 | 757 | 1578 | 11 | 3257 | 230 | 24 | 254 | | | | 1103 |
| Poultry Science | 796 | 136 | 154 | 196 | 168 | 28 | 682 | 71 | 43 | 114 | | | | 199 |
| Resource Development | 2093 | 57 | 137 | 422 | 871 | 13 | 1500 | 420 | 173 | 593 | | | | 593 |
| <u>COURSE LEVEL</u> | | | | | | | | | | | | | | |
| 001-099 | 2300 | 2138 | 148 | 14 | | | 2300 | | | | | | | 243 |
| 100-299 | 7434 | 1550 | 1753 | 2045 | 1935 | 104 | 7387 | 27 | 17 | 44 | | 3 | | 2309 |
| 300-499 | 16429 | 550 | 1127 | 4956 | 8659 | 93 | 15385 | 832 | 212 | 1044 | | | | 4843 |
| 800-999 | 3454 | 5 | 11 | 30 | 178 | 7 | 231 | 1774 | 1449 | 3223 | | | | 1056 |
| TOTAL COLLEGE | 29617 | 4243 | 3039 | 7045 | 10772 | 204 | 25303 | 2633 | 1678 | 4311 | | 3 | | 8451 |

COLLEGE OF AGRICULTURE AND NATURAL RESOURCES
 Student Credit Hours - Spring 1978 (Cont'd)

| | Total Credit Hours | CLASS OF STUDENT ATTENDING COURSE | | | | | | | | | | Total Course Enr '1 | | |
|--|--------------------------|-----------------------------------|------------|-----------|-----|-------------|----------|------|-----|-------|----------------|---------------------------|--|------------|
| | | UNDERGRADUATE | | | | | GRADUATE | | | | | | | |
| | | Frsh. | Soph. | Jr. | Sr. | Spec. | Total | Mas. | Dr. | Total | GRAD. PROF. | | | |
| <u>AGRICULTURAL TECHNOLOGY¹</u> | | | | | | | | | | | | | | |
| Agricultural Economics | 160 | 150 | 10 | | | 160 | | | | | | | | 16 |
| Agricultural Engineering | 310 | 310 | | | | 310 | | | | | | | | 31 |
| Agricultural Technology | 782 | 704 | 78 | | | 782 | | | | | | | | 90 |
| Crop & Soil Sciences | 480 | 450 | 30 | | | 480 | | | | | | | | 48 |
| Horticulture | 568 | 524 | 30 | 14 | | 568 | | | | | | | | 58 |
| <i>Total</i> | <i>2300</i> | <i>2138</i> | <i>148</i> | <i>14</i> | | <i>2300</i> | | | | | | | | <i>243</i> |

Note: 1) Figures for Agricultural Technology are included on the previous page totals.

MICHIGAN STATE UNIVERSITY
Office of the Registrar
Evaluation & Research

STUDENT CREDIT HOURS
COLLEGE OF ARTS AND LETTERS
East Lansing Campus

Spring 1978

| TEACHING DEPARTMENT | Total Credit Hours | CLASS OF STUDENT ATTENDING COURSE | | | | | | GRAD. PROF. | Total Course Enr'l | | | | | |
|------------------------------------|--------------------------|-----------------------------------|-------|------|----------|-------|-------|----------------|--------------------------|------|-----|-------|------|--|
| | | UNDERGRADUATE | | | GRADUATE | | | | | | | | | |
| | | Frsh. | Soph. | Jr. | Sr. | Spec. | Total | | | Mas. | Dr. | Total | | |
| American Studies | 12 | 3 | 3 | 3 | 6 | 6 | 12 | | | | | | 4 | |
| Art | | | | | | | | | | | | | | |
| History of Art | 1965 | 183 | 436 | 606 | 588 | 7 | 1820 | 131 | 14 | 145 | | | 512 | |
| Studio Art | 5065 | 550 | 713 | 1284 | 1938 | 76 | 4561 | 499 | 3 | 502 | 2 | | 1200 | |
| Arts & Letters | 214 | | 47 | 40 | 98 | | 185 | 17 | 12 | 29 | | | 60 | |
| English | 12752 | 1437 | 2006 | 3197 | 3685 | 1375 | 11700 | 659 | 393 | 1052 | | | 3833 | |
| German & Russian | | | | | | | | | | | | | | |
| German & Russian | | | | | | | | | | | | | | |
| German | 2109 | 453 | 429 | 499 | 599 | 29 | 2009 | 59 | 36 | 95 | 5 | | 490 | |
| Russian | 523 | 75 | 97 | 104 | 183 | | 459 | 27 | 37 | 64 | | | 138 | |
| History | 8349 | 1019 | 1548 | 2484 | 2717 | 67 | 7835 | 205 | 305 | 510 | 4 | | 2340 | |
| Ling. & Ornt'l & African Languages | | | | | | | | | | | | | | |
| Ling. & Ornt'l & African Languages | 87 | 3 | 6 | 27 | 21 | | 57 | 27 | 3 | 30 | | | 29 | |
| African Languages | 81 | | 5 | 4 | 5 | | 14 | 48 | 14 | 62 | 5 | | 18 | |
| Chinese | 149 | | 17 | 42 | 60 | 14 | 133 | 14 | 2 | 16 | | | 48 | |
| Japanese | 46 | | 3 | 18 | 20 | | 41 | 5 | | 5 | | | 14 | |
| Linguistics | 507 | 53 | 71 | 94 | 101 | 6 | 325 | 160 | 22 | 182 | | | 161 | |
| Music | 5420 | 848 | 942 | 1051 | 1730 | 18 | 4589 | 527 | 301 | 828 | 3 | | 2876 | |
| Philosophy | 3519 | 635 | 663 | 873 | 1112 | 29 | 3312 | 123 | 84 | 207 | | | 1094 | |
| Religious Studies | 912 | 150 | 156 | 207 | 366 | 9 | 888 | 12 | 12 | 24 | | | 304 | |
| Romance & Classical Languages | | | | | | | | | | | | | | |
| Romance Languages | 202 | 16 | 27 | 52 | 99 | 4 | 198 | | | | 4 | | 53 | |
| Classical Studies | 51 | | 12 | 15 | 24 | | 51 | | | | | | 17 | |
| French | 3479 | 900 | 722 | 749 | 842 | 45 | 3258 | 115 | 106 | 221 | | | 778 | |
| Greek | 81 | 8 | 4 | 25 | 34 | | 71 | 7 | 3 | 10 | | | 23 | |
| Italian | 282 | 35 | 69 | 58 | 102 | 5 | 269 | 13 | | 13 | | | 60 | |
| Latin | 67 | 8 | 12 | 23 | 18 | | 61 | 3 | 3 | 6 | | | 18 | |
| Portuguese | 71 | 15 | 14 | 10 | 27 | | 66 | | 5 | 5 | | | 15 | |
| Spanish | 3606 | 954 | 836 | 901 | 713 | 46 | 3450 | 112 | 44 | 156 | | | 803 | |
| Theatre | 1942 | 288 | 244 | 547 | 645 | 14 | 1738 | 154 | 46 | 200 | 4 | | 597 | |

COLLEGE OF ARTS AND LETTERS
 Student Credit Hours - Spring 1978 (Cont'd)

| COURSE LEVEL | Total Credit Hours | CLASS OF STUDENT ATTENDING COURSE | | | | | | | | | | Total Course Enr'l | |
|---------------|--------------------------|-----------------------------------|-------|-------|-------|-------|----------|------|------|-------|----------------|--------------------------|-------|
| | | UNDERGRADUATE | | | | | GRADUATE | | | | | | |
| | | Frsh. | Soph. | Jr. | Sr. | Spec. | Total | Mas. | Dr. | Total | GRAD. PROF. | | |
| 001-099 | 1548 | 45 | 3 | 6 | 15 | 1224 | 1293 | 237 | 18 | 255 | | | 516 |
| 100-299 | 25505 | 6645 | 6633 | 6225 | 5407 | 256 | 25166 | 216 | 106 | 322 | 17 | | 7736 |
| 300-499 | 21330 | 936 | 2446 | 6625 | 10091 | 230 | 20328 | 737 | 257 | 994 | 8 | | 6322 |
| 800-999 | 3108 | 4 | | 57 | 220 | 34 | 315 | 1727 | 1064 | 2791 | 2 | | 911 |
| TOTAL COLLEGE | 51491 | 7630 | 9082 | 12913 | 15733 | 1744 | 47102 | 2917 | 1445 | 4362 | 27 | | 15485 |

MICHIGAN STATE UNIVERSITY
 Office of the Registrar
Evaluation & Research

STUDENT CREDIT HOURS
 LYMAN BRIGGS COLLEGE
 East Lansing Campus

Spring 1978

| COURSE LEVEL | Total Credit Hours | CLASS OF STUDENT ATTENDING COURSE | | | | | | Total Course Enr'l | | | | |
|---------------|--------------------------|-----------------------------------|-------|-----|----------|-------|-------|--------------------------|-----|-------|----------------|------|
| | | UNDERGRADUATE | | | GRADUATE | | | | | | | |
| | | Frsh. | Soph. | Jr. | Sr. | Spec. | Total | Mas. | Dr. | Total | GRAD. PROF. | |
| 100-299 | 3296 | 2130 | 743 | 263 | 148 | 11 | 3295 | 1 | | 1 | 1 | 1013 |
| 300-499 | 563 | | 44 | 160 | 357 | | 561 | | | | 2 | 155 |
| TOTAL COLLEGE | 3859 | 2130 | 787 | 423 | 505 | 11 | 3856 | 1 | | 1 | 2 | 1168 |

MICHIGAN STATE UNIVERSITY
Office of the Registrar
Evaluation & Research

STUDENT CREDIT HOURS
COLLEGE OF BUSINESS
East Lansing Campus

Spring 1978

| TEACHING DEPARTMENT | Total Credit Hours | CLASS OF STUDENT ATTENDING COURSE | | | | | | | | | | Total Course Enr'l | |
|---------------------------------------|--------------------------|-----------------------------------|-------|-------|-------|-------|----------|------|------|-------|----------------|--------------------------|-------|
| | | UNDERGRADUATE | | | | | GRADUATE | | | | | | |
| | | Frsh. | Soph. | Jr. | Sr. | Spec. | Total | Mas. | Dr. | Total | GRAD. PROF. | | |
| Accounting & Financial Administration | 15155 | 104 | 3773 | 5252 | 4424 | 94 | 13647 | 1324 | 184 | 1508 | | | 3338 |
| Business Law & Office Administration | 4066 | 178 | 186 | 926 | 2607 | 18 | 3915 | 141 | 6 | 147 | | 4 | 1315 |
| Economics | 18101 | 3001 | 5201 | 4958 | 3721 | 94 | 16975 | 583 | 536 | 1119 | | 7 | 4647 |
| Hotel, Restaurant & Inst. Management | 4915 | 72 | 648 | 1450 | 2607 | | 4777 | 134 | 4 | 138 | | | 1203 |
| Management | 11306 | 204 | 104 | 3188 | 5127 | 32 | 8655 | 2447 | 204 | 2651 | | | 2813 |
| Marketing & Transportation Admin. | 10339 | 12 | 28 | 5218 | 3775 | 43 | 9076 | 1030 | 233 | 1263 | | | 2615 |
| <u>COURSE LEVEL</u> | | | | | | | | | | | | | |
| 100-299 | 17045 | 3460 | 7862 | 3849 | 1738 | 111 | 17020 | 19 | 2 | 21 | | 4 | 4070 |
| 300-499 | 40294 | 111 | 2078 | 17135 | 20465 | 170 | 39959 | 267 | 61 | 328 | | 7 | 10226 |
| 800-999 | 6543 | | | 8 | 58 | | 66 | 5373 | 1104 | 6477 | | | 1635 |
| TOTAL COLLEGE | 63882 | 3571 | 9940 | 20992 | 22261 | 281 | 57045 | 5659 | 1167 | 6826 | | 11 | 15931 |

MICHIGAN STATE UNIVERSITY
Office of the Registrar
Evaluation & Research

STUDENT CREDIT HOURS
COLLEGE OF COMMUNICATION ARTS AND SCIENCES
East Lansing Campus

Spring 1978

| TEACHING DEPARTMENT | Total Credit Hours | CLASS OF STUDENT ATTENDING COURSE | | | | | | | | | | Total Course Enr'l |
|-----------------------------------|--------------------------|-----------------------------------|-------|------|------|-------|----------|------|-----|----------------|-------|--------------------------|
| | | UNDERGRADUATE | | | | Total | GRADUATE | | | GRAD. PROF. | | |
| | | Frsh. | Soph. | Jr. | Sr. | | Spec. | Mas. | Dr. | | Total | |
| Advertising | 4655 | 690 | 793 | 1347 | 1533 | 17 | 4380 | 262 | 13 | 275 | 1386 | |
| Audiology & Speech Sciences | 2116 | 118 | 177 | 542 | 658 | 11 | 1506 | 573 | 37 | 610 | 645 | |
| Communication | 8113 | 1321 | 1293 | 2419 | 2258 | 44 | 7335 | 593 | 185 | 778 | 2381 | |
| Comm. Arts & Sciences, College of | 454 | 1 | 1 | 33 | 137 | | 172 | 153 | 129 | 282 | 157 | |
| Journalism | 2474 | 137 | 344 | 863 | 878 | 23 | 2245 | 229 | | 229 | 651 | |
| Telecommunication | 2091 | 73 | 295 | 618 | 941 | 8 | 1935 | 148 | 8 | 156 | 552 | |
| <u>COURSE LEVEL</u> | | | | | | | | | | | | |
| 001-099 | 12 | 4 | | 4 | | | 8 | 4 | | 4 | 6 | |
| 100-299 | 7785 | 2202 | 2324 | 2078 | 1135 | 34 | 7773 | 9 | 3 | 12 | 2456 | |
| 300-499 | 9862 | 134 | 579 | 3724 | 5127 | 57 | 9621 | 227 | 14 | 241 | 2698 | |
| 800-999 | 2244 | | | 16 | 143 | 12 | 171 | 1718 | 355 | 2073 | 612 | |
| TOTAL COLLEGE | 19903 | 2340 | 2903 | 5822 | 6405 | 103 | 17573 | 1958 | 372 | 2330 | 5772 | |

MICHIGAN STATE UNIVERSITY
Office of the Registrar
Evaluation & Research

STUDENT CREDIT HOURS
COLLEGE OF EDUCATION
East Lansing Campus

Spring 1978

| TEACHING DEPARTMENT | Total Credit Hours | CLASS OF STUDENT ATTENDING COURSE | | | | | | | | | | GRAD. PROF. | Total Course Enr'l |
|--------------------------------------|--------------------------|-----------------------------------|-------|------|-------|-------|----------|------|------|-------|----|----------------|--------------------------|
| | | UNDERGRADUATE | | | | | GRADUATE | | | | | | |
| | | Frsh. | Soph. | Jr. | Sr. | Spec. | Total | Mas. | Dr. | Total | | | |
| Education ¹ | 28016 | 411 | 1460 | 4861 | 9551 | 1057 | 16340 | 6336 | 4325 | 10661 | 15 | 7183 | |
| Health, Phys. Education & Recreation | 9491 | 1026 | 1309 | 2440 | 3644 | 109 | 8528 | 802 | 148 | 950 | 13 | 5860 | |
| <u>COURSE LEVEL</u> | | | | | | | | | | | | | |
| 100-299 | 8196 | 1142 | 2069 | 2223 | 2477 | 119 | 8030 | 101 | 52 | 153 | 13 | 5154 | |
| 300-499 | 18533 | 295 | 697 | 5072 | 10642 | 758 | 17464 | 973 | 96 | 1069 | | 4666 | |
| 800-999 | 10778 | | 3 | 6 | 76 | 289 | 374 | 6064 | 4325 | 10389 | 15 | 3223 | |
| TOTAL COLLEGE | 37507 | 1437 | 2769 | 7301 | 13195 | 1166 | 25868 | 7138 | 4473 | 11611 | 28 | 13043 | |

Note: 1) Education includes the following departments:
 Department of Administration & Higher Education
 Department of Counseling, Personnel Services & Educational Psychology
 Department of Elementary & Special Education
 Department of Secondary Education & Curriculum

MICHIGAN STATE UNIVERSITY
Office of the Registrar
Evaluation & Research

STUDENT CREDIT HOURS
COLLEGE OF ENGINEERING
East Lansing Campus

Spring 1978

| TEACHING DEPARTMENT | Total Credit Hours | CLASS OF STUDENT ATTENDING COURSE | | | | | | | | | | GRAD. PROF. | Total Course Enr'l | |
|---|--------------------------|-----------------------------------|-------|------|------|-------|----------|-----|-------|------|------|----------------|--------------------------|------|
| | | UNDERGRADUATE | | | | | GRADUATE | | | | | | | |
| | | Frsh. | Soph. | Jr. | Sr. | Total | Mas. | Dr. | Total | | | | | |
| Biological Engineering | 67 | | | 9 | 52 | 61 | | | | 6 | | | 6 | 22 |
| Chemical Engineering | 1925 | 78 | | 542 | 1135 | 1761 | 6 | | | 32 | 132 | | 164 | 622 |
| Civil & Sanitary Engineering | 3509 | 210 | 271 | 950 | 1803 | 3249 | 15 | | | 69 | 191 | | 260 | 915 |
| Civil Engineering | 60 | | | | | | | | | 7 | 53 | | 60 | 17 |
| Sanitary Engineering | 6421 | 1397 | 1471 | 1521 | 1479 | 5942 | 74 | | | 118 | 361 | | 479 | 2084 |
| Computer Science | 2824 | 36 | 235 | 867 | 1416 | 2594 | 40 | | | 67 | 163 | | 230 | 1023 |
| Electrical Engineering & Systems Sci. | 1051 | | 6 | 368 | 288 | 666 | 4 | | | 129 | 256 | | 385 | 335 |
| Electrical Engineering | 1457 | 407 | 332 | 366 | 322 | 1438 | 11 | | | 19 | 19 | | 19 | 480 |
| Systems Science | 3188 | 48 | 121 | 1269 | 1492 | 2941 | 11 | | | 99 | 148 | | 247 | 968 |
| Mechanical Engineering | 2668 | 50 | 781 | 999 | 548 | 2402 | 24 | | | 160 | 106 | | 266 | 781 |
| Metallurgy, Mechanics & Materials Science | | | | | | | | | | | | | | |
| COURSE LEVEL | | | | | | | | | | | | | | |
| 100-299 | 7335 | 1803 | 2371 | 2049 | 935 | 7230 | 72 | | | 53 | 53 | | 105 | 2296 |
| 300-499 | 13843 | 345 | 924 | 4791 | 7258 | 13420 | 102 | | | 362 | 362 | | 423 | 4345 |
| 800-999 | 1992 | | | 51 | 342 | 404 | 11 | | | 1014 | 1014 | | 1588 | 606 |
| TOTAL COLLEGE | 23170 | 2148 | 3295 | 6891 | 8535 | 21054 | 185 | | | 1429 | 1429 | | 2116 | 7247 |

MICHIGAN STATE UNIVERSITY
Office of the Registrar
Evaluation & Research

STUDENT CREDIT HOURS
COLLEGE OF HUMAN ECOLOGY
East Lansing Campus

Spring 1978

| TEACHING DEPARTMENT | Total Credit Hours | CLASS OF STUDENT ATTENDING COURSE | | | | | | | | | | Total Course Enr'l |
|----------------------------|--------------------------|-----------------------------------|-------|------|------|-------|----------|-----|-------|----------------|------|--------------------------|
| | | UNDERGRADUATE | | | | | GRADUATE | | | | | |
| | | Frsh. | Soph. | Jr. | Sr. | Total | Mas. | Dr. | Total | GRAD. PROF. | | |
| Family & Child Sciences | 3022 | 195 | 363 | 812 | 1110 | 28 | 2508 | 416 | 98 | 514 | 999 | |
| Family Ecology | 1343 | 22 | 21 | 180 | 801 | 12 | 1036 | 116 | 191 | 307 | 330 | |
| Human Ecology, College of | 990 | 3 | 9 | 429 | 543 | 6 | 990 | | | | 330 | |
| Human Environment & Design | 5807 | 563 | 982 | 1794 | 2304 | 32 | 5675 | 118 | 14 | 132 | 1841 | |
| Human Nutrition & Foods | 3451 | 541 | 419 | 860 | 1451 | 23 | 3294 | 100 | 55 | 155 | 1045 | |
| <u>COURSE LEVEL</u> | | | | | | | | | | | | |
| 100-299 | 5874 | 1307 | 1678 | 1753 | 1101 | 26 | 5865 | 9 | | 9 | 1898 | |
| 300-499 | 7807 | 13 | 116 | 2319 | 5066 | 57 | 7571 | 219 | 17 | 236 | 2350 | |
| 800-999 | 932 | 4 | | 3 | 42 | 18 | 67 | 522 | 341 | 863 | 297 | |
| TOTAL COLLEGE | 14613 | 1324 | 1794 | 4075 | 6209 | 101 | 13503 | 750 | 358 | 1108 | 2 | 4545 |

MICHIGAN STATE UNIVERSITY
 Office of the Registrar
Evaluation & Research

STUDENT CREDIT HOURS
 JAMES MADISON COLLEGE
 East Lansing Campus

Spring 1978

| COURSE LEVEL | Total Credit Hours | CLASS OF STUDENT ATTENDING COURSE | | | | | | Total Course Enr'l | | | |
|---------------|--------------------------|-----------------------------------|-------|-----|----------|-------|-------|--------------------------|-----|-------|----------------|
| | | UNDERGRADUATE | | | GRADUATE | | | | | | |
| | | Frsh. | Soph. | Jr. | Sr. | Spec. | Total | Mas. | Dr. | Total | GRAD. PROF. |
| 100-299 | 2970 | 1482 | 705 | 546 | 237 | | 2970 | | | | |
| 300-499 | 607 | | 19 | 254 | 334 | | 607 | | | | |
| TOTAL COLLEGE | 3577 | 1482 | 724 | 800 | 571 | | 3577 | | | | |

MICHIGAN STATE UNIVERSITY
 Office of the Registrar
Evaluation & Research

STUDENT CREDIT HOURS
 JUSTIN MORRILL COLLEGE
 East Lansing Campus

Spring 1978

| COURSE LEVEL | Total Credit Hours | CLASS OF STUDENT ATTENDING COURSE | | | | | | | GRAD. PROF. | Total Course Enr'l | | |
|---------------|--------------------------|-----------------------------------|-------|-----|----------|-------|-------|------|----------------|--------------------------|--|-----|
| | | UNDERGRADUATE | | | GRADUATE | | | | | | | |
| | | Frsh. | Soph. | Jr. | Sr. | Spec. | Total | Mas. | Dr. | Total | | |
| 100-299 | 499 | 26 | 155 | 153 | 165 | | 499 | | | | | 152 |
| 300-499 | 708 | 36 | 111 | 157 | 395 | 5 | 704 | | 4 | 4 | | 176 |
| TOTAL COLLEGE | 1207 | 62 | 266 | 310 | 560 | 5 | 1203 | | 4 | 4 | | 328 |

MICHIGAN STATE UNIVERSITY
Office of the Registrar
Evaluation & Research

STUDENT CREDIT HOURS
COLLEGE OF NATURAL SCIENCE
East Lansing Campus

Spring 1978

| TEACHING DEPARTMENT | Total Credit Hours | CLASS OF STUDENT ATTENDING COURSE | | | | | | | | | | GRAD. PROF. | Total Course Enr'l |
|-----------------------------|--------------------------|-----------------------------------|-------|-------|-------|-------|----------|------|-------|----------------|---|----------------|--------------------------|
| | | UNDERGRADUATE | | | | | GRADUATE | | | | | | |
| | | Frsh. | Soph. | Jr. | Sr. | Total | Mas. | Dr. | Total | GRAD. PROF. | | | |
| Astronomy & Astrophysics | 1117 | 212 | 148 | 218 | 505 | 2 | 1085 | 26 | 6 | 32 | | | 319 |
| Biochemistry | 2727 | 2 | 364 | 882 | 593 | 66 | 1907 | 307 | 513 | 820 | | | 667 |
| Biological Science | 4638 | 2242 | 1261 | 723 | 376 | | 4602 | 32 | 4 | 36 | | | 1173 |
| Biophysics | 118 | | | 22 | 25 | 4 | 51 | 6 | 61 | 67 | | | 33 |
| Botany & Plant Pathology | 4128 | 45 | 292 | 1062 | 1863 | 63 | 3325 | 436 | 367 | 803 | | | 1049 |
| Chemistry | 13637 | 4635 | 3038 | 2558 | 2041 | 124 | 12396 | 227 | 1014 | 1241 | | | 4766 |
| Entomology | 1901 | 24 | 218 | 625 | 693 | 28 | 1588 | 188 | 125 | 313 | | | 676 |
| Genetics | 135 | | | 6 | | 3 | 9 | 26 | 100 | 126 | | | 40 |
| Geology | | | | | | | | | | | | | |
| Geology | 2051 | 186 | 325 | 651 | 615 | 3 | 1780 | 224 | 47 | 271 | | | 634 |
| Earth Science | 8 | | | | | | | 4 | 4 | 8 | | | 2 |
| Mathematics | 24755 | 12213 | 5204 | 3655 | 2396 | 160 | 23628 | 709 | 418 | 1127 | | | 5900 |
| Natural Science, College of | 111 | | | 40 | | 5 | 45 | 26 | 40 | 66 | | | 44 |
| Nursing | 2833 | 12 | 188 | 802 | 1744 | 12 | 2758 | 73 | 2 | 75 | | | 462 |
| Physical Science | 220 | | 20 | 96 | 100 | | 216 | 4 | | 4 | | | 55 |
| Physics | 8979 | 506 | 3528 | 2829 | 1521 | 64 | 8448 | 245 | 283 | 528 | 3 | | 3470 |
| Statistics & Probability | 5865 | 156 | 695 | 2623 | 1591 | 47 | 5112 | 493 | 260 | 753 | | | 1513 |
| Zoology | 4843 | 78 | 600 | 1379 | 2232 | 43 | 4332 | 231 | 275 | 506 | 5 | | 1336 |
| COURSE LEVEL | | | | | | | | | | | | | |
| 001-099 | 991 | 607 | 172 | 149 | 58 | 3 | 989 | | 2 | 2 | | | 434 |
| 100-299 | 46664 | 19368 | 12405 | 9170 | 5223 | 230 | 46396 | 198 | 67 | 265 | 3 | | 13350 |
| 300-499 | 25400 | 334 | 3296 | 8779 | 10697 | 351 | 23457 | 1413 | 525 | 1938 | 5 | | 6855 |
| 500-699 | 75 | | | | | | | 73 | 2 | 75 | | | 27 |
| 800-999 | 4936 | 2 | 8 | 27 | 363 | 40 | 440 | 1573 | 2923 | 4496 | | | 1473 |
| TOTAL COLLEGE | 78066 | 20311 | 15881 | 18125 | 16341 | 624 | 71282 | 3257 | 3519 | 6776 | 8 | | 22139 |

MICHIGAN STATE UNIVERSITY
Office of the Registrar
Evaluation & Research

STUDENT CREDIT HOURS
COLLEGE OF OSTEOPATHIC MEDICINE
East Lansing Campus

Spring 1978

| | Total Credit Hours | CLASS OF STUDENT ATTENDING COURSE | | | | | | | | | | Total Course Enr'l | | | | | |
|----------------------------------|--------------------------|-----------------------------------|-------|-----|-----|----------|-------|------|----------------|-------|-----|--------------------------|-------|----|------|------|--|
| | | UNDERGRADUATE | | | | GRADUATE | | | GRAD. PROF. | Total | | | | | | | |
| | | Frsh. | Soph. | Jr. | Sr. | Spec. | Total | Mas. | | | Dr. | | Total | | | | |
| <u>TEACHING DEPARTMENT</u> | | | | | | | | | | | | | | | | | |
| Biomechanics | 37 | | | | 3 | | | | | | | 12 | 6 | 18 | 16 | 12 | |
| Community Health Science | 217 | | | | | | | | | | | 3 | | 3 | 214 | 108 | |
| Family Medicine | 423 | | | | | | | | | | | 2 | | 2 | 421 | 233 | |
| Osteopathic Medicine | 1901 | | | | 8 | | | | | | | | | | 1893 | 462 | |
| Osteopathic Medicine, College of | 2573 | | | | | | | | | | | | | | 2573 | 505 | |
| <u>COURSE LEVEL</u> | | | | | | | | | | | | | | | | | |
| 500-699 | 5130 | | | | 8 | | | | | | | 5 | | 5 | 5117 | 1313 | |
| 800-999 | 21 | | | | 3 | | | | | | | 12 | 6 | 18 | | 7 | |
| TOTAL COLLEGE | 5151 | | | | 11 | | | | | | | 17 | 6 | 23 | 5117 | 1320 | |

MICHIGAN STATE UNIVERSITY
Office of the Registrar
Evaluation & Research

STUDENT CREDIT HOURS
COLLEGE OF SOCIAL SCIENCE
East Lansing Campus

Spring 1978

| TEACHING DEPARTMENT | Total Credit Hours | CLASS OF STUDENT ATTENDING COURSE | | | | | | | | | | | GRAD. PROF. | Total Course Enr'l |
|--|--------------------------|-----------------------------------|-------|-------|-------|----------|-------|------|-------|------|-----|-------|----------------|--------------------------|
| | | UNDERGRADUATE | | | | GRADUATE | | | Total | Mas. | Dr. | Total | | |
| | | Fresh. | Soph. | Jr. | Sr. | Spec. | Total | | | | | | | |
| Anthropology | 4521 | 1396 | 704 | 886 | 1115 | 35 | 4136 | 186 | 195 | 381 | 4 | 1157 | | |
| Criminal Justice | 6347 | 602 | 614 | 2356 | 2039 | 19 | 5630 | 681 | 36 | 717 | | 1614 | | |
| Geography | 4492 | 768 | 731 | 1110 | 1400 | 35 | 4044 | 323 | 125 | 448 | | 1345 | | |
| Labor & Industrial Relations | 1272 | | 4 | 11 | | 4 | 19 | 1119 | 134 | 1253 | | 331 | | |
| Political Science | 9526 | 2134 | 1887 | 2571 | 2387 | 32 | 9011 | 196 | 319 | 515 | | 2353 | | |
| Psychology | 20146 | 4372 | 4054 | 5002 | 4830 | 117 | 18375 | 966 | 802 | 1768 | 3 | 6034 | | |
| Social Science, College of | 92 | | | | | | | 4 | 88 | 92 | | 18 | | |
| Social Work | 3533 | 234 | 192 | 495 | 1237 | 11 | 2169 | 1343 | 15 | 1358 | 6 | 1064 | | |
| Sociology | 5544 | 387 | 1194 | 1726 | 1483 | 16 | 4806 | 256 | 482 | 738 | | 1376 | | |
| Urban Planning & Landscape Architecture | | | | | | | | | | | | | | |
| Urban Planning | 1244 | 33 | 65 | 315 | 464 | 11 | 888 | 319 | 37 | 356 | | 425 | | |
| Landscape Architecture | 1707 | 181 | 230 | 522 | 749 | 4 | 1686 | 21 | | 21 | | 532 | | |
| COURSE LEVEL | | | | | | | | | | | | | | |
| 100-299 | 25755 | 9285 | 6911 | 5462 | 3964 | 88 | 25710 | 42 | 3 | 45 | | 7273 | | |
| 300-499 | 25376 | 812 | 2753 | 9454 | 11426 | 174 | 24619 | 587 | 157 | 744 | 13 | 6909 | | |
| 800-999 | 7293 | 10 | 7 | 71 | 325 | 22 | 435 | 4785 | 2073 | 6858 | | 2067 | | |
| TOTAL COLLEGE | 58424 | 10107 | 9671 | 14987 | 15715 | 284 | 50764 | 5414 | 2233 | 7647 | 13 | 16249 | | |

MICHIGAN STATE UNIVERSITY
Office of the Registrar
Evaluation & Research

STUDENT CREDIT HOURS
COLLEGE OF URBAN DEVELOPMENT
East Lansing Campus

Spring 1978

| TEACHING DEPARTMENT | Total Credit Hours | CLASS OF STUDENT ATTENDING COURSE | | | | | | | | | | Total Course Enr'l |
|-------------------------------|--------------------------|-----------------------------------|-------|-----|------|----------|-------|------|-------|-------|----------------|--------------------------|
| | | UNDERGRADUATE | | | | GRADUATE | | | PROF. | | | |
| | | Frsh. | Soph. | Jr. | Sr. | Spec. | Total | Mas. | Dr. | Total | GRAD. PROF. | |
| Racial & Ethnic Studies | 466 | 8 | 52 | 152 | 222 | 8 | 442 | 17 | 7 | 24 | | 118 |
| Urban & Metropolitan Studies | 978 | 22 | 98 | 408 | 407 | 6 | 941 | 30 | 7 | 37 | | 279 |
| Urban Development, College of | 968 | 80 | 124 | 276 | 473 | 15 | 968 | | | | | 197 |
| <u>COURSE LEVEL</u> | | | | | | | | | | | | |
| 100-299 | 924 | 96 | 216 | 372 | 240 | | 924 | | | | | 231 |
| 300-499 | 1488 | 14 | 58 | 464 | 862 | 29 | 1427 | 47 | 14 | 61 | | 363 |
| TOTAL COLLEGE | 2412 | 110 | 274 | 836 | 1102 | 29 | 2351 | 47 | 14 | 61 | | 594 |

MICHIGAN STATE UNIVERSITY
Office of the Registrar
Evaluation & Research

STUDENT CREDIT HOURS
COLLEGE OF VETERINARY MEDICINE
East Lansing Campus

Spring 1978

| TEACHING DEPARTMENT | Total Credit Hours | CLASS OF STUDENT ATTENDING COURSE | | | | | | | | | | GRAD. PROF. | Total Course Enr'l |
|---------------------------------|--------------------------|-----------------------------------|-------|------|------|-------|----------|-----|-------|----------------|------|----------------|--------------------------|
| | | UNDERGRADUATE | | | | | GRADUATE | | | | | | |
| | | Frsh. | Soph. | Jr. | Sr. | Total | Mas. | Dr. | Total | GRAD. PROF. | | | |
| Anatomy | 3324 | 180 | 967 | 887 | 551 | 34 | 2619 | 87 | 42 | 129 | 576 | 796 | |
| Large Animal Surgery & Medicine | 868 | | 3 | 18 | 111 | 6 | 138 | 6 | | 6 | 724 | 232 | |
| Microbiology & Public Health | 4769 | 1 | 51 | 820 | 2391 | 82 | 3345 | 206 | 148 | 354 | 1070 | 1342 | |
| Pathology | 2216 | | | 20 | 768 | 28 | 816 | 120 | 72 | 192 | 1208 | 550 | |
| Pharmacology | 1727 | | 165 | 308 | 310 | 37 | 820 | 82 | 149 | 231 | 676 | 516 | |
| Physiology | 3617 | 488 | 469 | 1249 | 958 | 82 | 3246 | 224 | 147 | 371 | | 919 | |
| Small Animal Surgery & Medicine | 1251 | | | | | | | 1 | | 1 | 1250 | 391 | |
| Veterinary Medicine, College of | 3942 | 480 | | | 15 | 15 | 510 | 4 | 4 | 8 | 3424 | 1128 | |
| <u>COURSE LEVEL</u> | | | | | | | | | | | | | |
| 000-099 | 510 | 480 | | | 15 | 15 | 510 | | | | | 102 | |
| 100-299 | 1931 | 613 | 454 | 584 | 238 | 38 | 1927 | 4 | | 4 | | 465 | |
| 300-499 | 9242 | 56 | 1201 | 2707 | 4802 | 199 | 8965 | 214 | 58 | 272 | 5 | 2377 | |
| 500-699 | 8928 | | | 4 | 9 | 18 | 31 | 47 | 33 | 80 | 8817 | 2582 | |
| 800-999 | 1103 | | | 7 | 40 | 14 | 61 | 465 | 471 | 936 | 106 | 348 | |
| TOTAL COLLEGE | 21714 | 1149 | 1655 | 3302 | 5104 | 284 | 11494 | 730 | 562 | 1292 | 8928 | 5874 | |
| <u>AGRICULTURAL TECHNOLOGY</u> | | | | | | | | | | | | | |
| (included above) | | | | | | | | | | | | | |
| Veterinary Medicine, College of | 510 | 480 | | | 15 | 15 | 510 | | | | | 102 | |

MICHIGAN STATE UNIVERSITY
Office of the Registrar
Evaluation & Research

STUDENT CREDIT HOURS
ALL UNIVERSITY COURSES
East Lansing Campus

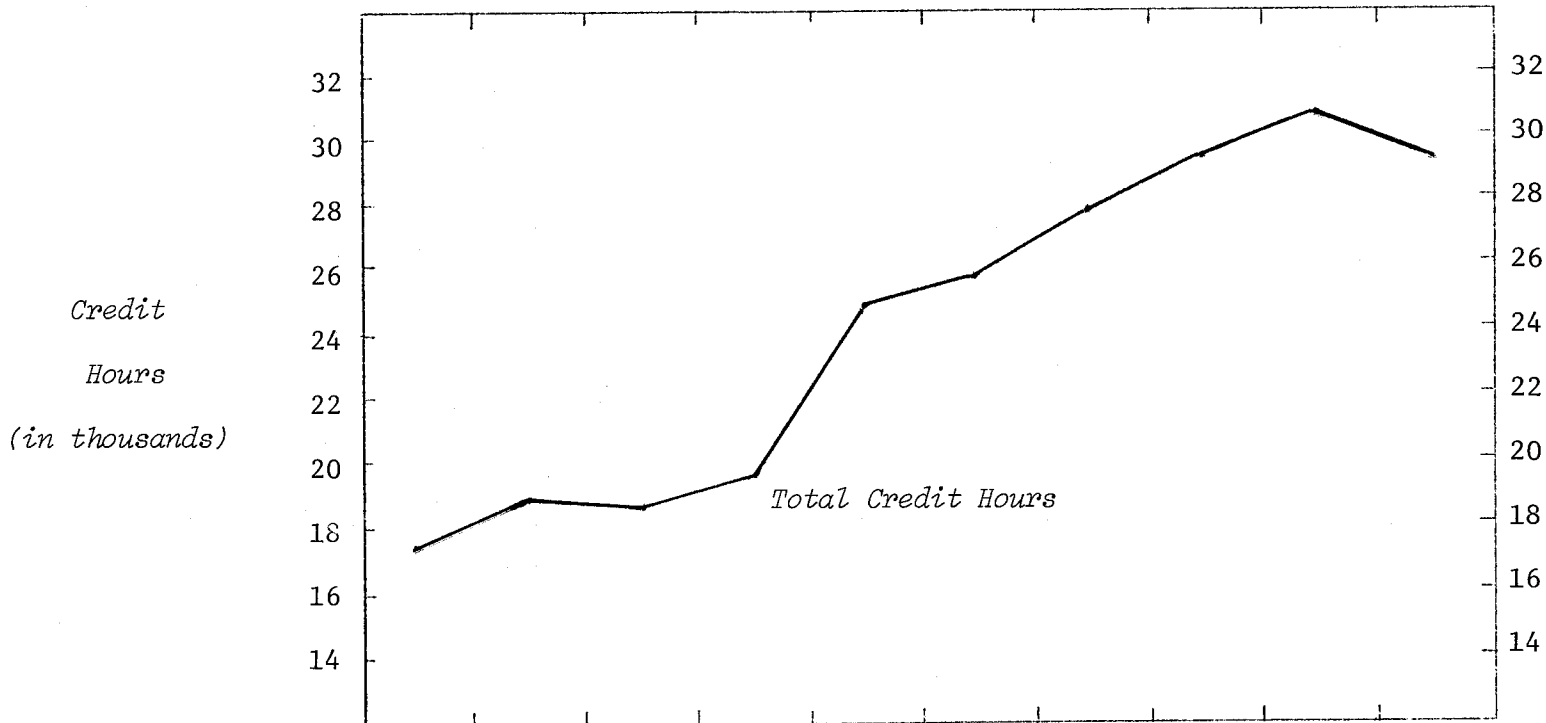
Spring 1978

| TEACHING DEPARTMENT | Total Credit Hours | CLASS OF STUDENT ATTENDING COURSE | | | | | | | | | | Total Course Enr'l |
|---------------------------|--------------------------|-----------------------------------|-------|-----|-----|----------|------|-----|-------|----------------|-------|--------------------------|
| | | UNDERGRADUATE | | | | GRADUATE | | | Total | GRAD. PROF. | | |
| | | Frsh. | Soph. | Jr. | Sr. | Spec. | Mas. | Dr. | | | Prof. | |
| Aerospace Studies | 147 | 21 | 17 | 30 | 73 | 3 | 144 | 3 | | | 3 | 75 |
| Improvement Service | 142 | 120 | 8 | 12 | 2 | | 142 | | | | | 71 |
| Interdisciplinary Courses | 1684 | 265 | 337 | 413 | 592 | 13 | 1620 | 44 | 20 | | 64 | 635 |
| Military Science | 164 | 23 | 6 | 50 | 71 | | 150 | 14 | | | 14 | 103 |
| <u>COURSE LEVEL</u> | | | | | | | | | | | | |
| 001-099 | | | | | | | | | | | | 12 |
| 100-299 | 1336 | 413 | 292 | 271 | 349 | 6 | 1331 | 5 | | | 5 | 603 |
| 300-499 | 773 | 16 | 76 | 234 | 389 | 10 | 725 | 36 | 12 | | 48 | 262 |
| 800-999 | 28 | | | | | | | 20 | 8 | | 28 | 7 |
| TOTAL COLLEGE | 2137 | 429 | 368 | 505 | 738 | 16 | 2056 | 61 | 20 | | 81 | 884 |

MICHIGAN STATE UNIVERSITY
Office of the Registrar
Evaluation & Research

TRENDGRAPH OF TERM CREDIT HOURS
COLLEGE OF AGRICULTURE AND NATURAL RESOURCES
East Lansing Campus

Spring Terms

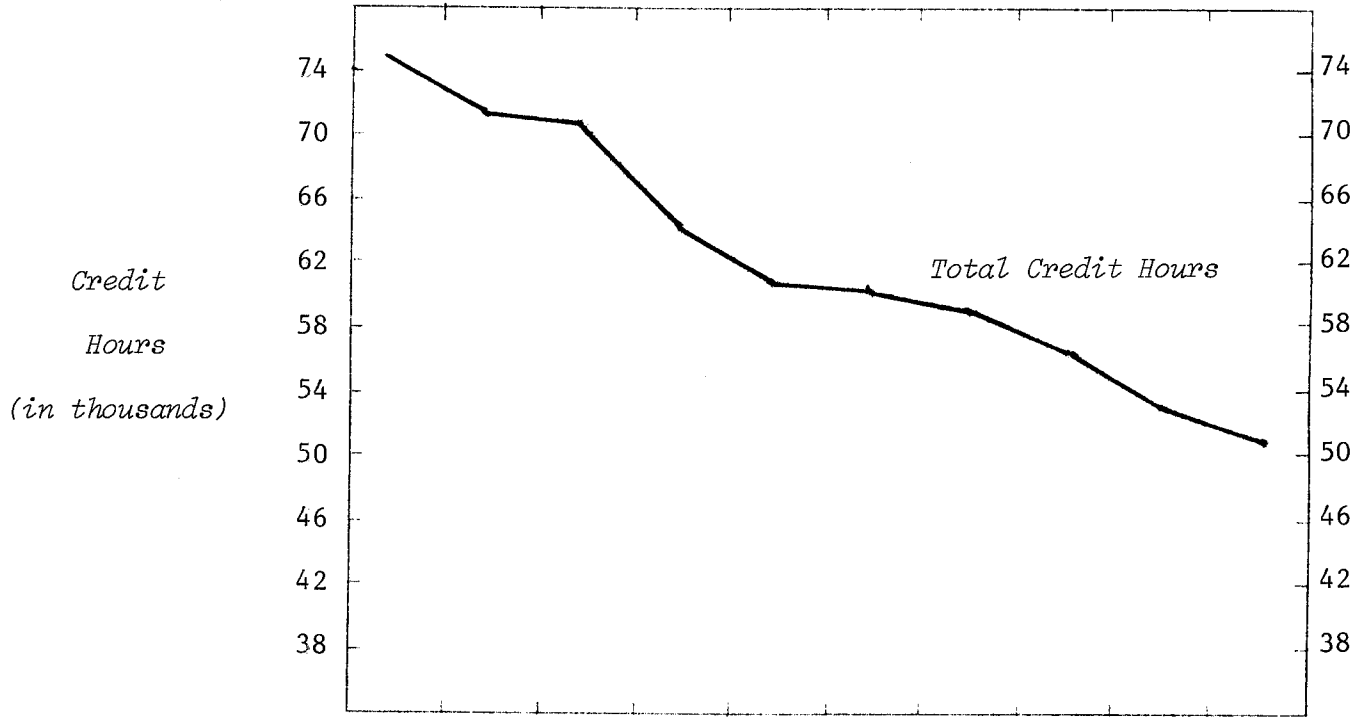


| TEACHING DEPARTMENT | 1969 | 1970 | 1971 | 1972 | 1973 | 1974 | 1975 | 1976 | 1977 | 1978 |
|-------------------------|--------------|--------------|--------------|--------------|--------------|--------------|--------------|--------------|--------------|--------------|
| Agricultural Economics | 810 | 1003 | 908 | 960 | 1090 | 1122 | 1431 | 1546 | 1664 | 1797 |
| Agricultural Engineer. | 1342 | 1139 | 1031 | 947 | 1305 | 1556 | 1451 | 1846 | 2319 | 2770 |
| Agricultural Technology | 642 | 660 | 78 | 126 | 168 | 138 | 167 | 670 | 688 | 782 |
| Agriculture | 21 | 33 | 3 | 219 | 409 | 326 | 446 | 517 | 437 | 433 |
| Animal Husbandry | 956 | 865 | 905 | 1359 | 1579 | 1535 | 1592 | 1777 | 1866 | 1765 |
| Animal Science | 418 | 441 | 281 | 513 | 628 | 828 | 794 | 1146 | 1069 | 760 |
| Crop & Soil Sciences | 2552 | 2211 | 2488 | 1771 | 2008 | 2189 | 2627 | 2385 | 2955 | 2297 |
| Dairy Science | 698 | 721 | 802 | 1158 | 1425 | 1253 | 1425 | 1404 | 1340 | 1339 |
| Extension Pers. Dev. | 145 | 126 | 135 | 43 | | | | | | |
| Fisheries & Wildlife | 685 | 977 | 1009 | 1277 | 1472 | 1919 | 2250 | 2341 | 1725 | 1669 |
| Food Science | 886 | 918 | 992 | 939 | 925 | 1059 | 1183 | 1326 | 1238 | 1173 |
| Forestry | 954 | 1268 | 1533 | 1667 | 2348 | 2695 | 2373 | 2182 | 3522 | 3010 |
| Horticulture | 2448 | 2766 | 1667 | 1957 | 2145 | 2893 | 3962 | 4127 | 4046 | 3637 |
| Packaging | 2175 | 2673 | 1556 | 1444 | 1706 | 1629 | 1514 | 1961 | 2137 | 1785 |
| Park & Recreation Res. | | 699 | 2343 | 2225 | 3678 | 3703 | 3653 | 3132 | 3614 | 3511 |
| Poultry Science | 423 | 400 | 545 | 730 | 1132 | 640 | 989 | 847 | 640 | 796 |
| Resource Development | 2165 | 1970 | 2245 | 2342 | 2953 | 2461 | 2132 | 2270 | 1898 | 2093 |
| COURSE LEVEL | | | | | | | | | | |
| Undergraduate | 14257 | 15682 | 15273 | 16129 | 21612 | 22477 | 24368 | 25841 | 27568 | 26163 |
| Graduate | 3063 | 3188 | 3248 | 3548 | 3359 | 3469 | 3621 | 3636 | 3590 | 3454 |
| STUDENT LEVEL | | | | | | | | | | |
| Undergraduate | 13536 | 14912 | 14360 | 15236 | 20502 | 21288 | 23319 | 24763 | 26649 | 25303 |
| Graduate | 3780 | 3958 | 4157 | 4391 | 4469 | 4658 | 4658 | 4708 | 4509 | 4311 |
| Graduate Professional | 4 | | 4 | 50 | | | 12 | 6 | | 3 |
| TOTAL COLLEGE | 17320 | 18870 | 18521 | 19677 | 24971 | 25946 | 27989 | 29477 | 31158 | 29617 |
| % Increase - College | 8.9 | -1.8 | 6.2 | 26.9 | 3.9 | 7.9 | 5.3 | 5.7 | -4.9 | |
| - Campus | 2.9 | -3.3 | -.6 | -.7 | .7 | 4.9 | -.2 | -2.7 | -.6 | |

MICHIGAN STATE UNIVERSITY
Office of the Registrar
Evaluation & Research

TRENDGRAPH OF TERM CREDIT HOURS
COLLEGE OF ARTS AND LETTERS
East Lansing Campus

Spring Terms



TEACHING DEPARTMENT

| | 1969 | 1970 | 1971 | 1972 | 1973 | 1974 | 1975 | 1976 | 1977 | 1978 |
|----------------------------|-------|-------|-------|-------|-------|-------|-------|-------|-------|-------|
| American Studies | 93 | 39 | 102 | 39 | 84 | 177 | 66 | 21 | 39 | 12 |
| Art | 8796 | 9308 | 9061 | 8221 | 8044 | 8084 | 7880 | 8475 | 7549 | 7030 |
| Arts & Letters | 64 | 91 | 60 | 48 | 104 | 21 | 95 | 127 | 180 | 214 |
| English | 19934 | 17276 | 16338 | 14280 | 13677 | 14601 | 13183 | 13518 | 12602 | 12752 |
| German & Russian | 4414 | 3960 | 3516 | 3636 | 3053 | 3328 | 2982 | 2962 | 2921 | 2632 |
| History | 14975 | 16556 | 16496 | 13685 | 12675 | 11675 | 11444 | 9672 | 9294 | 8349 |
| Ling. & Ornt'l & Afr.Lang. | 866 | 966 | 1056 | 1066 | 1173 | 1016 | 940 | 832 | 847 | 870 |
| Music | 7272 | 6949 | 7180 | 6838 | 6788 | 6261 | 6363 | 6254 | 5822 | 5420 |
| Philosophy | 5797 | 4470 | 5768 | 4705 | 4640 | 4762 | 4958 | 4088 | 3965 | 3519 |
| Religious Studies | 1816 | 1989 | 2112 | 2141 | 1758 | 1425 | 1248 | 1029 | 954 | 912 |
| Romance Languages | 10758 | 10519 | 8465 | 8061 | 6691 | 7143 | 7674 | 7380 | 6938 | 7839 |
| Theatre | | | 1504 | 1893 | 2453 | 2046 | 2689 | 2416 | 2378 | 1942 |

COURSE LEVEL

| | | | | | | | | | | |
|----------------------|-------|-------|-------|-------|-------|-------|-------|-------|-------|-------|
| <i>Undergraduate</i> | 69983 | 67225 | 67202 | 60399 | 57173 | 56308 | 55737 | 53230 | 50202 | 48383 |
| <i>Graduate</i> | 4802 | 4898 | 4456 | 4214 | 3967 | 4231 | 3785 | 3544 | 3287 | 3108 |

STUDENT LEVEL

| | | | | | | | | | | |
|------------------------------|-------|-------|-------|-------|-------|-------|-------|-------|-------|-------|
| <i>Undergraduate</i> | 68439 | 65509 | 65506 | 58907 | 55542 | 54915 | 53770 | 51693 | 48637 | 47102 |
| <i>Graduate</i> | 6342 | 6614 | 6152 | 5706 | 5598 | 5613 | 5738 | 5065 | 4792 | 4362 |
| <i>Graduate Professional</i> | 4 | | | | | 11 | 14 | 16 | 60 | 27 |

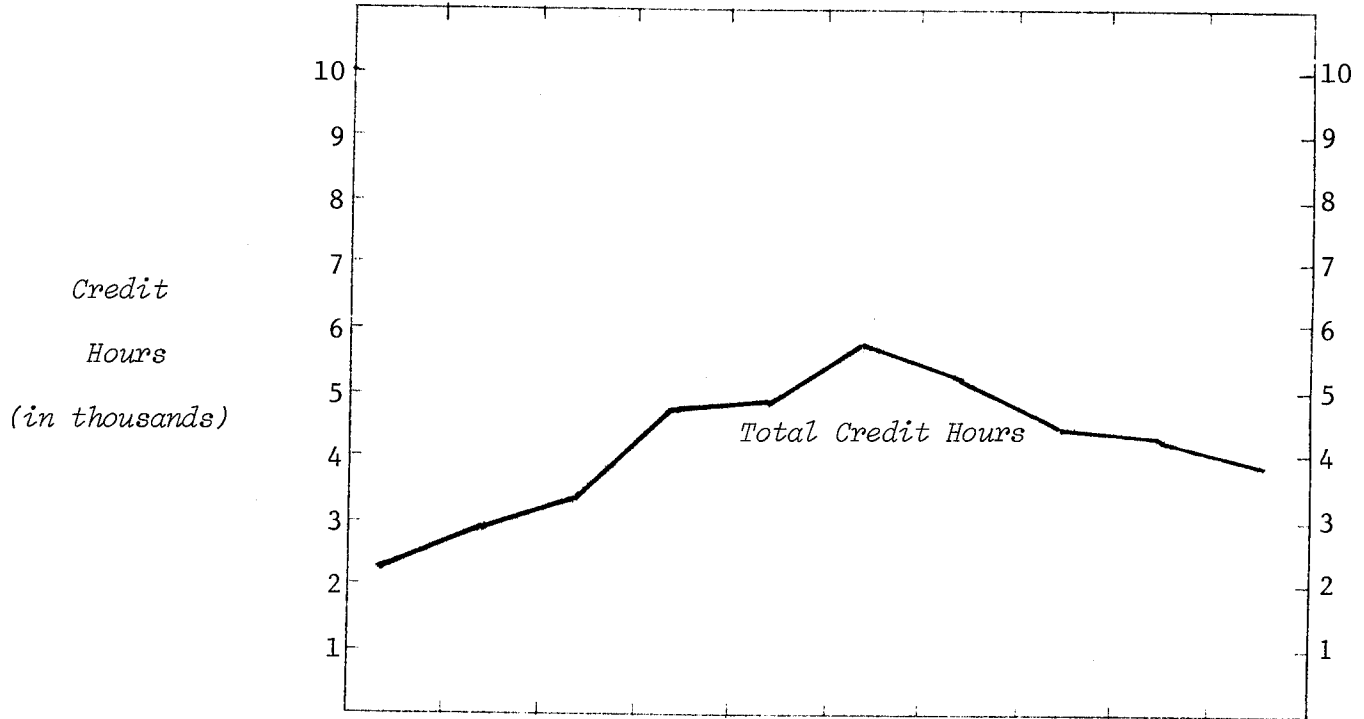
TOTAL COLLEGE

| | | | | | | | | | | |
|----------------------|-------|-------|-------|-------|-------|-------|-------|-------|-------|-------|
| | 74785 | 72123 | 71658 | 64613 | 61140 | 60539 | 59522 | 56774 | 53489 | 51491 |
| % Increase - College | -3.6 | -.6 | -9.8 | -5.4 | -1.0 | -1.7 | -4.6 | -5.8 | -3.7 | |
| - Campus | 2.9 | -3.3 | -.6 | -.7 | .7 | 4.9 | -.2 | -2.7 | -.6 | |

MICHIGAN STATE UNIVERSITY
 Office of the Registrar
 Evaluation & Research

TRENDGRAPH OF TERM CREDIT HOURS
 LYMAN BRIGGS COLLEGE
 East Lansing Campus

Spring Terms



COURSE LEVEL

Undergraduate

| 1969 | 1970 | 1971 | 1972 | 1973 | 1974 | 1975 | 1976 | 1977 | 1978 |
|------|------|------|------|------|------|------|------|------|------|
| 2279 | 2815 | 3180 | 4748 | 4863 | 5673 | 5016 | 4470 | 4097 | 3859 |

STUDENT LEVEL

Undergraduate

Graduate

Graduate Professional

| | | | | | | | | | |
|------|------|------|------|------|------|------|------|------|------|
| 2279 | 2815 | 3174 | 4743 | 4855 | 5647 | 5007 | 4467 | 4089 | 3856 |
| | | 6 | 5 | 8 | 26 | 9 | 3 | 8 | 1 |
| | | | | | | | | | 2 |

TOTAL COLLEGE

% Increase - College

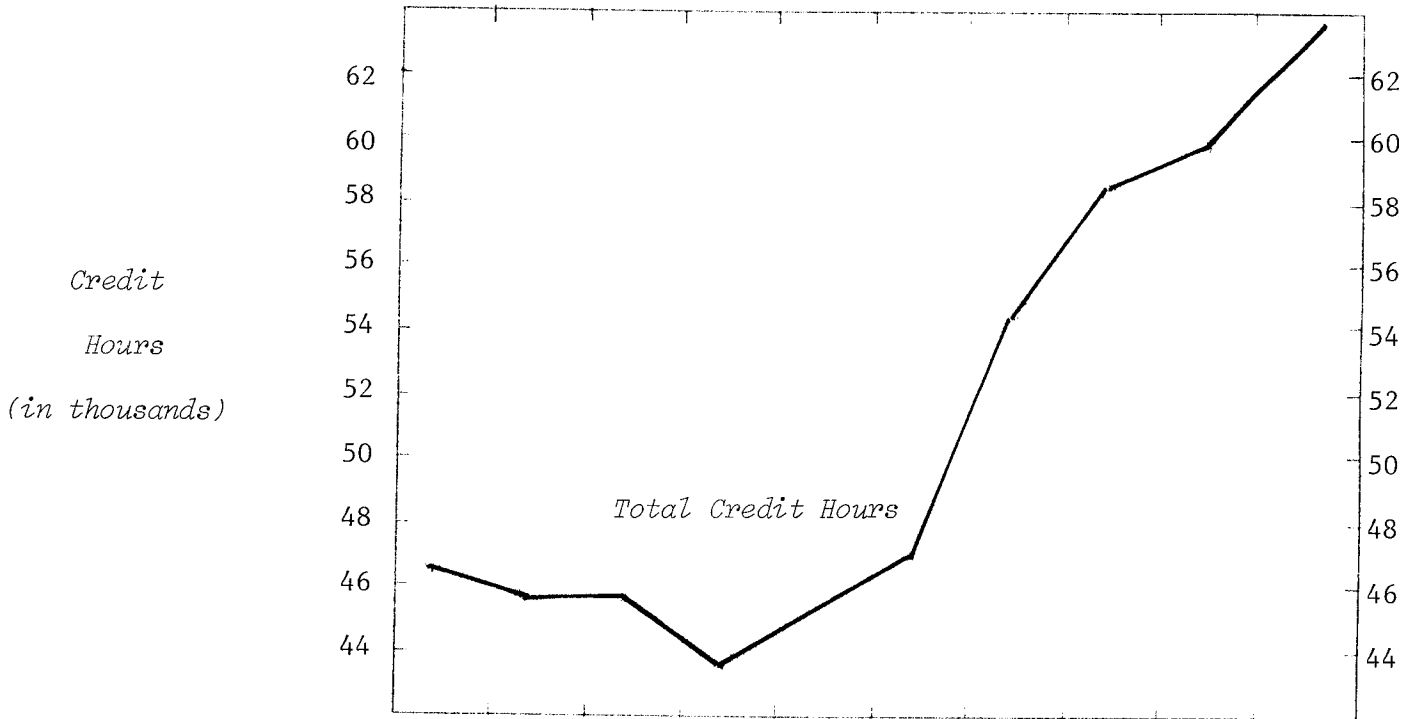
- Campus

| | | | | | | | | | |
|------|------|------|------|------|-------|-------|------|------|------|
| 2279 | 2815 | 3180 | 4748 | 4863 | 5673 | 5016 | 4470 | 4097 | 3859 |
| 23.5 | 13.0 | 49.3 | 2.4 | 16.7 | -11.6 | -10.9 | -8.3 | -5.8 | |
| 2.9 | -3.3 | -.6 | -.7 | .7 | 4.9 | -.2 | -2.7 | -.6 | |

MICHIGAN STATE UNIVERSITY
Office of the Registrar
Evaluation & Research

TRENDGRAPH OF TERM CREDIT HOURS
COLLEGE OF BUSINESS
East Lansing Campus

Spring Terms



TEACHING DEPARTMENT

| | 1969 | 1970 | 1971 | 1972 | 1973 | 1974 | 1975 | 1976 | 1977 | 1978 |
|---------------------------|-------|-------|-------|-------|-------|-------|-------|-------|-------|-------|
| Accounting & Fin. Admin. | 9293 | 9235 | 10181 | 9627 | 11897 | 10574 | 11913 | 12785 | 13593 | 15155 |
| Bus. Law & Office Admin. | 6382 | 6331 | 5997 | 4553 | 4578 | 5340 | 6071 | 6631 | 4066 | 4066 |
| Economics | 13094 | 12563 | 12989 | 11801 | 11610 | 11746 | 14173 | 15093 | 17091 | 18101 |
| Hotel, Rest. & Inst. Mgt. | 2112 | 1873 | 1890 | 2485 | 3578 | 4342 | 4319 | 4736 | 5234 | 4915 |
| Management | 7871 | 7688 | 7344 | 7753 | 7956 | 8600 | 9363 | 10245 | 11574 | 11306 |
| Marketing & Trans. Admin. | 7751 | 8098 | 7407 | 6879 | 5815 | 6593 | 8654 | 9229 | 8356 | 10339 |

COURSE LEVEL

| | | | | | | | | | | |
|----------------------|-------|-------|-------|-------|-------|-------|-------|-------|-------|-------|
| <i>Undergraduate</i> | 39199 | 37207 | 36621 | 35768 | 38247 | 40187 | 46528 | 51438 | 53196 | 57339 |
| <i>Graduate</i> | 7304 | 8581 | 9187 | 7330 | 7187 | 7008 | 7965 | 7281 | 6718 | 6543 |

STUDENT LEVEL

| | | | | | | | | | | |
|------------------------------|-------|-------|-------|-------|-------|-------|-------|-------|-------|-------|
| <i>Undergraduate</i> | 38887 | 36712 | 36034 | 35127 | 37772 | 39731 | 46000 | 51156 | 53020 | 57045 |
| <i>Graduate</i> | 7612 | 9069 | 9774 | 7971 | 7662 | 7464 | 8493 | 7563 | 6894 | 6826 |
| <i>Graduate Professional</i> | 4 | 7 | | | | | | | | 11 |

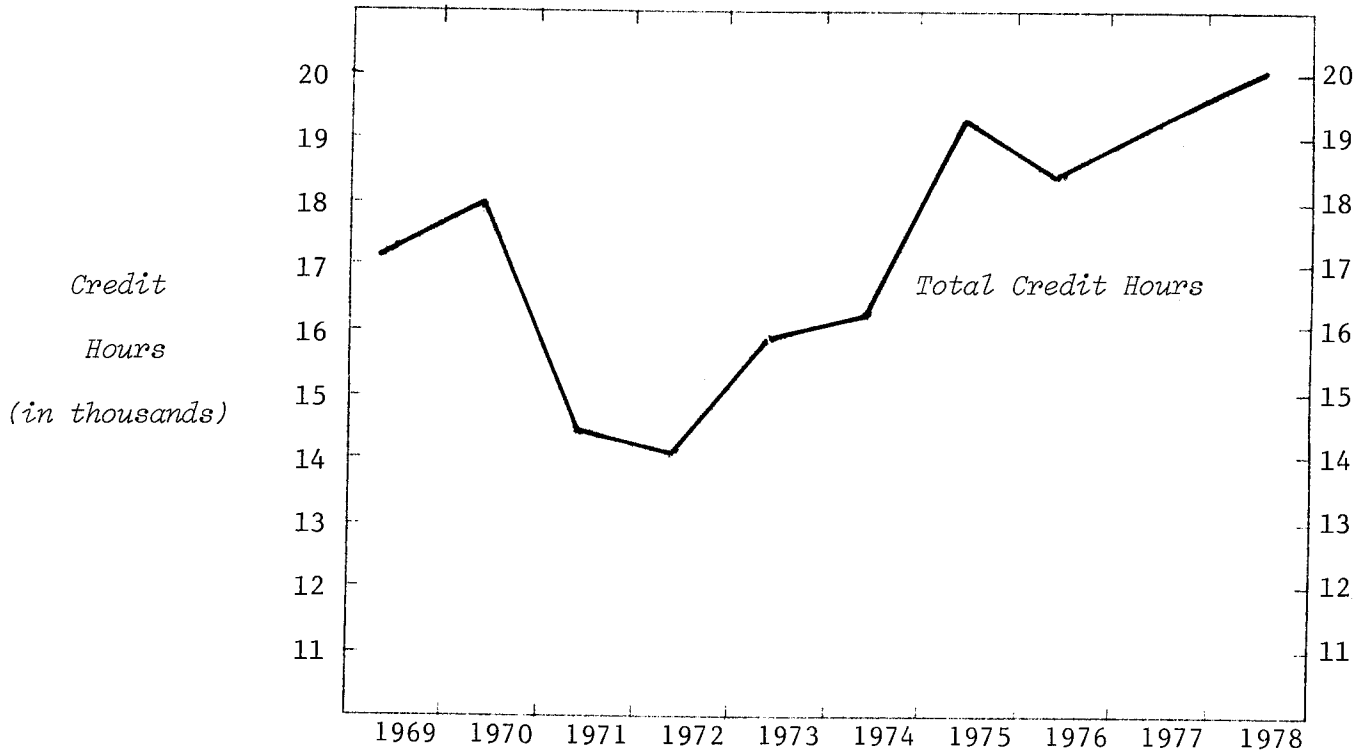
TOTAL COLLEGE

| | | | | | | | | | | |
|----------------------|-------|-------|-------|-------|-------|-------|-------|-------|-------|-------|
| | 46503 | 45788 | 45808 | 43098 | 45434 | 47195 | 54493 | 58719 | 59914 | 63882 |
| % Increase - College | -1.5 | | -5.9 | 5.4 | 3.9 | 15.5 | 7.8 | 2.0 | 6.6 | |
| - Campus | 2.9 | -3.3 | -.6 | -.7 | .7 | 4.9 | -.2 | -2.7 | -.6 | |

MICHIGAN STATE UNIVERSITY
Office of the Registrar
Evaluation & Research

TRENDGRAPH OF TERM CREDIT HOURS
COLLEGE OF COMMUNICATION ARTS AND SCIENCES
East Lansing Campus

Spring Terms



TEACHING DEPARTMENT

| | | | | | | | | | | |
|----------------------------|------|------|------|------|------|------|------|------|------|------|
| Advertising | 2780 | 3167 | 2898 | 2590 | 2918 | 3041 | 3900 | 3571 | 3686 | 4655 |
| Audiology & Speech Sci. | 1809 | 2363 | 1995 | 1978 | 1976 | 2059 | 2270 | 2693 | 2046 | 2116 |
| Communication | 6505 | 6010 | 5278 | 5365 | 6284 | 6344 | 7428 | 6871 | 7712 | 8113 |
| Comm.Arts & Sci., Coll. of | | | | | | 80 | 264 | 497 | 602 | 454 |
| Journalism | 2095 | 1857 | 1943 | 2153 | 2455 | 2314 | 2798 | 2138 | 2465 | 2474 |
| Telecommunication | 1980 | 2522 | 2420 | 2069 | 2293 | 2450 | 2531 | 2641 | 2546 | 2091 |
| Theatre | 1944 | 1997 | | | | | | | | |

COURSE LEVEL

| | | | | | | | | | | |
|----------------------|-------|-------|-------|-------|-------|-------|-------|-------|-------|-------|
| <i>Undergraduate</i> | 15133 | 15498 | 12556 | 12265 | 13691 | 14002 | 16430 | 16003 | 16979 | 17659 |
| <i>Graduate</i> | 1980 | 2418 | 1978 | 1890 | 2235 | 2286 | 2761 | 2408 | 2078 | 2244 |

STUDENT LEVEL

| | | | | | | | | | | |
|------------------------------|-------|-------|-------|-------|-------|-------|-------|-------|-------|-------|
| <i>Undergraduate</i> | 14456 | 15289 | 12408 | 12249 | 13570 | 13868 | 16262 | 15962 | 16980 | 17573 |
| <i>Graduate</i> | 2657 | 2627 | 2126 | 1904 | 2356 | 2420 | 2929 | 2449 | 2077 | 2330 |
| <i>Graduate Professional</i> | | | | | | | | | | 2 |

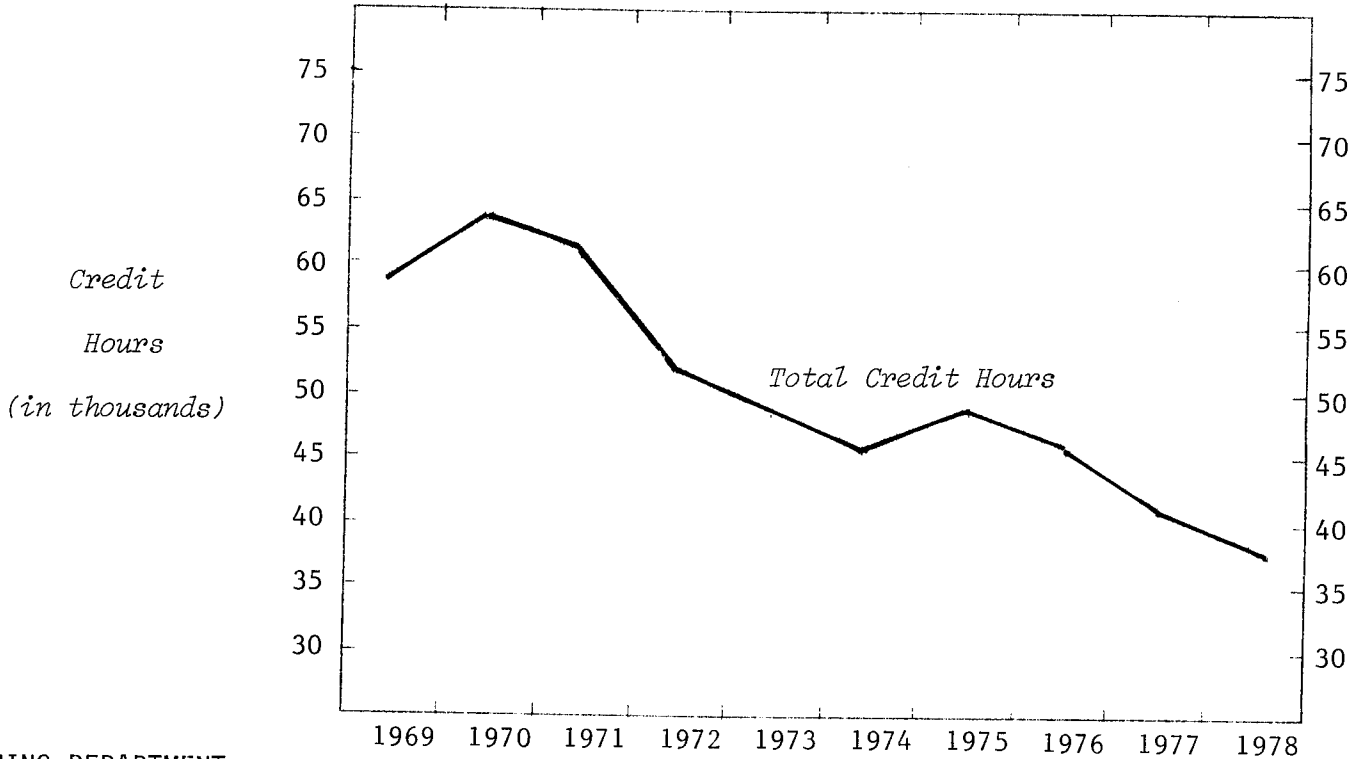
TOTAL COLLEGE

| | | | | | | | | | | |
|----------------------|-------|-------|-------|-------|-------|-------|-------|-------|-------|-------|
| | 17113 | 17916 | 14534 | 14155 | 15926 | 16288 | 19191 | 18411 | 19057 | 19903 |
| % Increase - College | 4.7 | -18.9 | -2.6 | 12.5 | 2.3 | 17.8 | -4.1 | 3.5 | 4.4 | |
| - Campus | 2.9 | -3.3 | -.6 | -.7 | .7 | 4.9 | -.2 | -2.7 | -.6 | |

MICHIGAN STATE UNIVERSITY
Office of the Registrar
Evaluation & Research

TRENDGRAPH OF TERM CREDIT HOURS
COLLEGE OF EDUCATION
East Lansing Campus

Spring Terms



TEACHING DEPARTMENT

| | | | | | | | | | | |
|------------------------|-------|-------|-------|-------|-------|-------|-------|-------|-------|-------|
| Education ¹ | 46085 | 52752 | 50432 | 44870 | 40251 | 37062 | 39602 | 37405 | 32531 | 28016 |
| Health, Physical | | | | | | | | | | |
| Education & Recreation | 12241 | 10923 | 9929 | 7821 | 8304 | 8216 | 9379 | 9041 | 9000 | 9491 |

COURSE LEVEL

| | | | | | | | | | | |
|---------------|-------|-------|-------|-------|-------|-------|-------|-------|-------|-------|
| Undergraduate | 45224 | 48854 | 45731 | 39144 | 35412 | 32442 | 34815 | 33423 | 29937 | 26729 |
| Graduate | 13102 | 14821 | 14630 | 13547 | 13143 | 12836 | 14166 | 13023 | 11594 | 10778 |

STUDENT LEVEL

| | | | | | | | | | | |
|-----------------------|-------|-------|-------|-------|-------|-------|-------|-------|-------|-------|
| Undergraduate | 43174 | 46689 | 44751 | 38254 | 34843 | 31485 | 33694 | 32181 | 29038 | 25868 |
| Graduate | 15143 | 16986 | 15608 | 14435 | 13708 | 13793 | 15274 | 14244 | 12481 | 11611 |
| Graduate Professional | 9 | | 2 | 2 | 4 | | 13 | 21 | 12 | 28 |

TOTAL COLLEGE

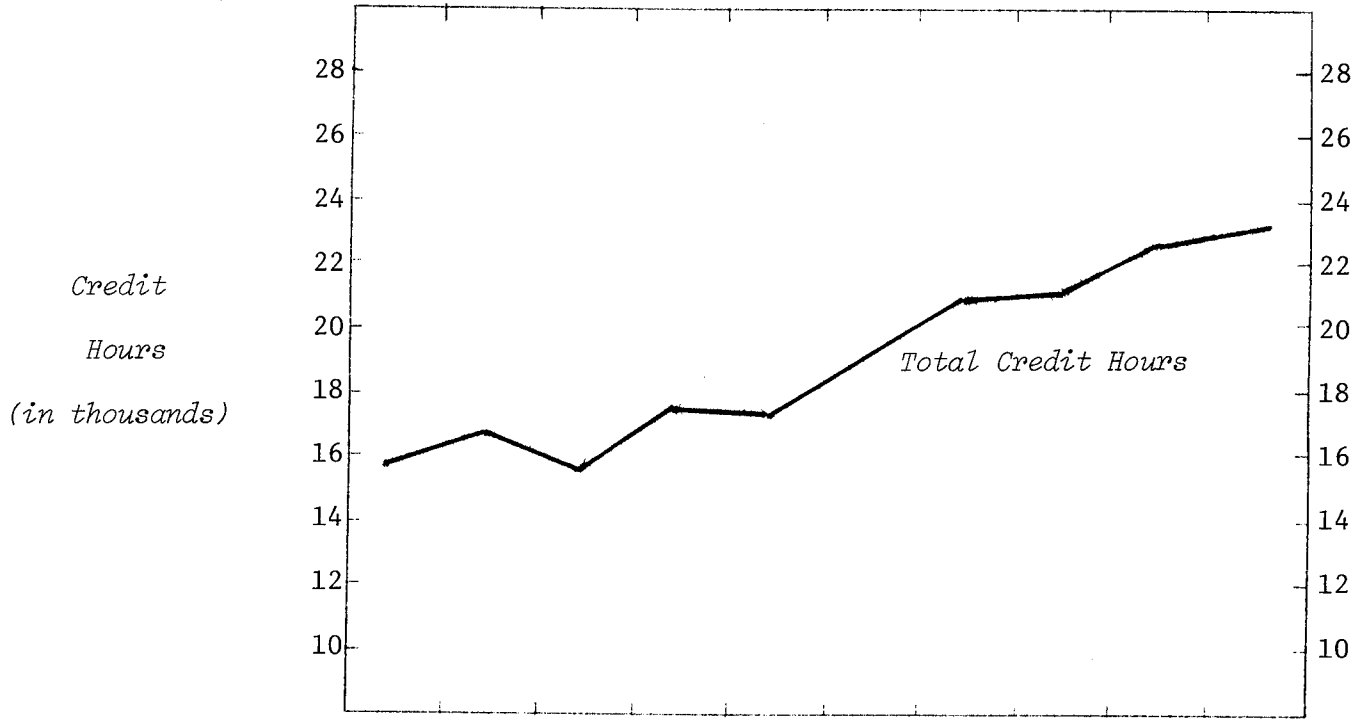
| | | | | | | | | | | |
|----------------------|-------|-------|-------|-------|-------|-------|-------|-------|-------|-------|
| | 58326 | 63675 | 60361 | 52691 | 48555 | 45278 | 48981 | 46446 | 41531 | 37507 |
| % Increase - College | 9.2 | -5.2 | -12.7 | -7.8 | -6.7 | 8.2 | -5.2 | -10.6 | -9.7 | |
| - Campus | 2.9 | -3.3 | -.6 | -.7 | .7 | 4.9 | -.2 | -2.7 | -.6 | |

Note: 1) Education includes the following departments:
 Department of Administration & Higher Education
 Department of Counseling, Personnel Services & Educational Psychology
 Department of Elementary & Special Education
 Department of Secondary Education & Curriculum

MICHIGAN STATE UNIVERSITY
Office of the Registrar
Evaluation & Research

TRENDGRAPH OF TERM CREDIT HOURS
COLLEGE OF ENGINEERING
East Lansing Campus

Spring Terms



TEACHING DEPARTMENT

| | 1969 | 1970 | 1971 | 1972 | 1973 | 1974 | 1975 | 1976 | 1977 | 1978 |
|--|------|------|------|------|------|------|------|------|------|------|
| Biomedical Engineering | | | | | | 100 | 45 | 72 | 126 | 67 |
| Chemical Engineering | 860 | 850 | 802 | 860 | 877 | 1941 | 1540 | 1286 | 1817 | 1925 |
| Civil & Sanitary Engr. | 2284 | 2226 | 2480 | 3151 | 3213 | 3330 | 3659 | 3648 | 4103 | 3569 |
| Computer Science | 4808 | 5883 | 4704 | 5299 | 5900 | 5880 | 6657 | 6215 | 5721 | 6421 |
| Elec.Engr. & Sys.Science | 3277 | 3203 | 2986 | 3595 | 3336 | 3019 | 3218 | 3430 | 3584 | 3875 |
| Engineering | 1185 | 1024 | 1054 | 1318 | 1048 | 1237 | 1480 | 1386 | 1345 | 1457 |
| Mechanical Engineering | 1733 | 1760 | 2034 | 1794 | 1647 | 2260 | 2565 | 2870 | 3091 | 3188 |
| Metallurgy, Mechanics & Materials Science | 1673 | 1654 | 1515 | 1465 | 1632 | 1473 | 1811 | 2268 | 2546 | 2668 |

COURSE LEVEL

| | | | | | | | | | | |
|----------------------|-------|-------|-------|-------|-------|-------|-------|-------|-------|-------|
| <i>Undergraduate</i> | 14283 | 14987 | 13805 | 15381 | 15740 | 17426 | 19030 | 19385 | 20394 | 21178 |
| <i>Graduate</i> | 1537 | 1613 | 1770 | 2101 | 1913 | 1814 | 1945 | 1790 | 1939 | 1992 |

STUDENT LEVEL

| | | | | | | | | | | |
|------------------------------|-------|-------|-------|-------|-------|-------|-------|-------|-------|-------|
| <i>Undergraduate</i> | 13992 | 14724 | 13654 | 15222 | 15442 | 17210 | 18777 | 19079 | 20189 | 21054 |
| <i>Graduate</i> | 1824 | 1876 | 1921 | 2260 | 2211 | 2030 | 2198 | 2096 | 2144 | 2116 |
| <i>Graduate Professional</i> | 4 | | | | | | | | | |

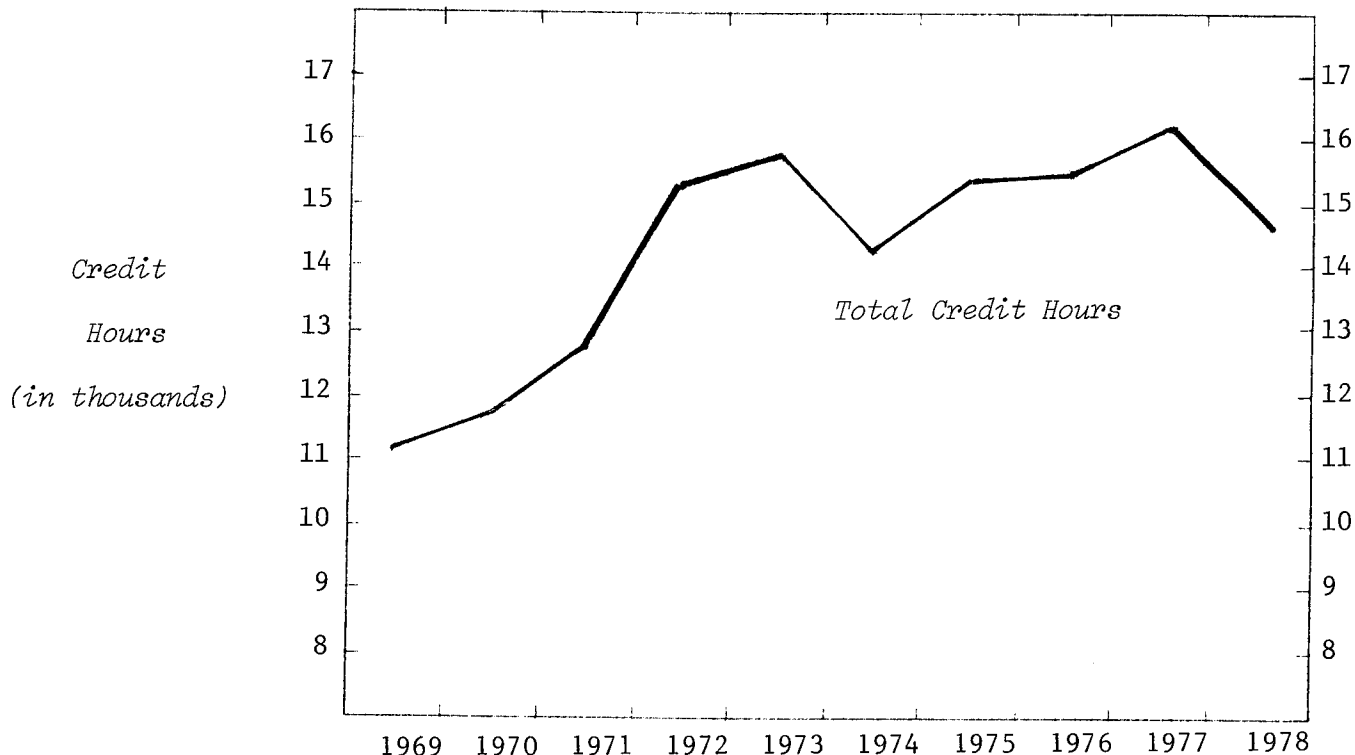
TOTAL COLLEGE

| | | | | | | | | | | |
|----------------------|-------|-------|-------|-------|-------|-------|-------|-------|-------|-------|
| | 15820 | 16600 | 15575 | 17482 | 17653 | 19240 | 20975 | 21175 | 22333 | 23170 |
| % Increase - College | 4.9 | -6.2 | 12.2 | 1.0 | 9.0 | 9.0 | 1.0 | 5.5 | 3.7 | |
| - Campus | 2.9 | -3.3 | -.6 | -.7 | .7 | 4.9 | -.2 | -2.7 | -.6 | |

MICHIGAN STATE UNIVERSITY
Office of the Registrar
Evaluation & Research

TRENDGRAPH OF TERM CREDIT HOURS
COLLEGE OF HUMAN ECOLOGY
East Lansing Campus

Spring Terms



TEACHING DEPARTMENT

| | 1969 | 1970 | 1971 | 1972 | 1973 | 1974 | 1975 | 1976 | 1977 | 1978 |
|-----------------------------------|------|------|------|------|------|------|------|------|------|------|
| Family & Child Sciences | | 4296 | 3322 | 3452 | 3724 | 2964 | 3454 | 3182 | 2816 | 3022 |
| Family Ecology | | | 2145 | 2559 | 3528 | 3595 | 3301 | 3385 | 3344 | 1343 |
| Foods & Nutrition | 1924 | 2076 | | | | | | | | |
| Home Economics | 474 | 387 | | | | | | | | |
| Home Mgt. & Child Develop. | 3248 | | | | | | | | | |
| Human Ecology, College of | | | | | | | | | | 990 |
| Human Environ. & Design | | | 5062 | 6511 | 5977 | 5460 | 5711 | 5753 | 6057 | 5807 |
| Human Nutrition & Foods | | | 2216 | 2671 | 2556 | 2318 | 2979 | 3324 | 3873 | 3451 |
| Institution Administration | 160 | 143 | | | | | | | | |
| Textiles, Clothing & Related Arts | 5199 | 4812 | | | | | | | | |

COURSE LEVEL

| | 1969 | 1970 | 1971 | 1972 | 1973 | 1974 | 1975 | 1976 | 1977 | 1978 |
|---------------|-------|-------|-------|-------|-------|-------|-------|-------|-------|-------|
| Undergraduate | 10620 | 11196 | 11947 | 14270 | 14780 | 13387 | 14290 | 14627 | 15248 | 13681 |
| Graduate | 385 | 518 | 798 | 923 | 1005 | 950 | 1155 | 1017 | 842 | 932 |

STUDENT LEVEL

| | 1969 | 1970 | 1971 | 1972 | 1973 | 1974 | 1975 | 1976 | 1977 | 1978 |
|-----------------------|-------|-------|-------|-------|-------|-------|-------|-------|-------|-------|
| Undergraduate | 10405 | 10993 | 11566 | 14051 | 14479 | 13027 | 13956 | 14217 | 15051 | 13503 |
| Graduate | 600 | 721 | 1179 | 1142 | 1306 | 1310 | 1488 | 1419 | 1035 | 1108 |
| Graduate Professional | | | | | | | 1 | 8 | 4 | 2 |

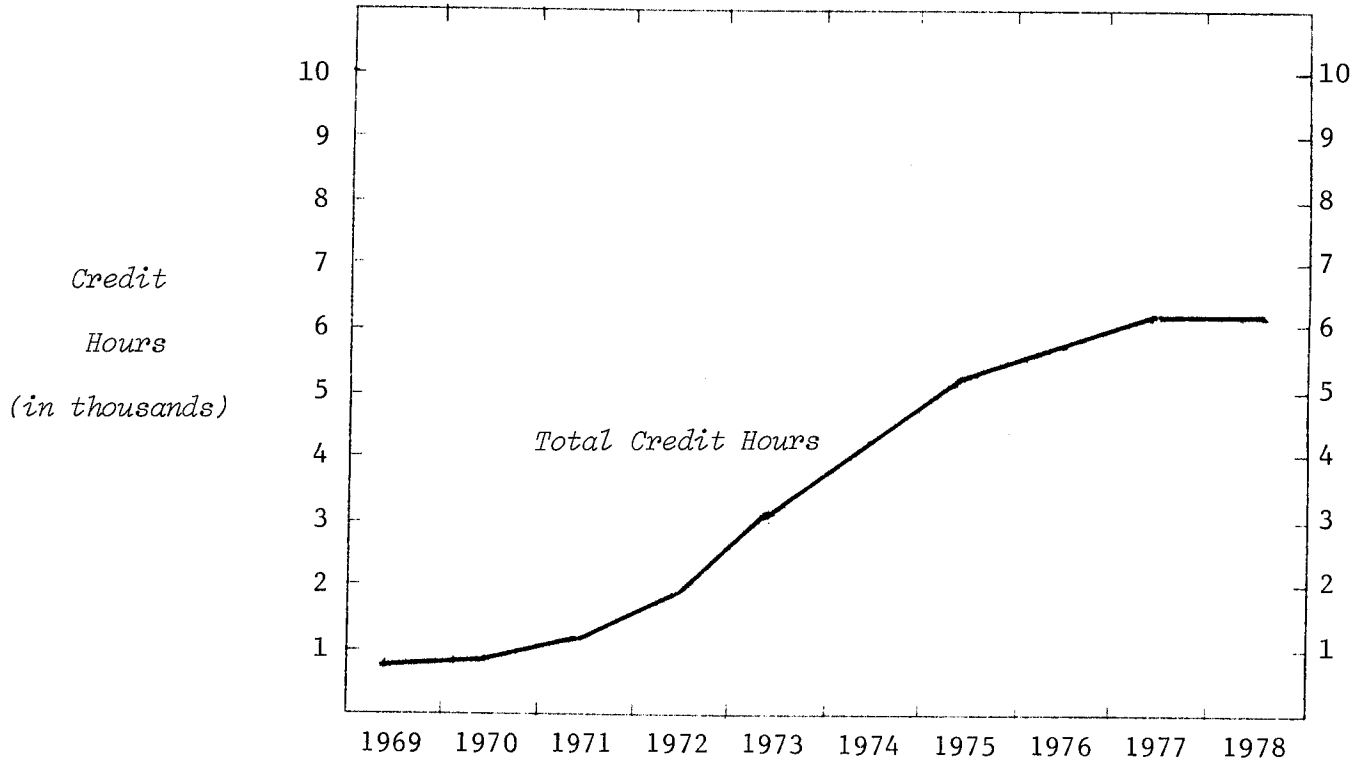
TOTAL COLLEGE

| | 1969 | 1970 | 1971 | 1972 | 1973 | 1974 | 1975 | 1976 | 1977 | 1978 |
|----------------------|-------|-------|-------|-------|-------|-------|-------|-------|-------|-------|
| TOTAL COLLEGE | 11005 | 11714 | 12745 | 15193 | 15785 | 14337 | 15445 | 15644 | 16090 | 14613 |
| % Increase - College | | 6.4 | 8.8 | 19.2 | 3.9 | -9.2 | 7.7 | 1.3 | 2.9 | -9.2 |
| - Campus | | 2.9 | -3.3 | -.6 | -.7 | .7 | 4.9 | -.2 | -2.7 | -.6 |

MICHIGAN STATE UNIVERSITY
Office of the Registrar
Evaluation & Research

TRENDGRAPH OF TERM CREDIT HOURS
COLLEGE OF HUMAN MEDICINE
East Lansing Campus

Spring Terms



TEACHING DEPARTMENT

| | | | | | | | | | | |
|--|-----|-----|-----|------|------|------|------|------|------|------|
| Family Practice | | | | | | | 9 | 37 | 67 | |
| Human Development | | 4 | 40 | 98 | 279 | 243 | 391 | 300 | 505 | |
| Human Medicine, Coll. of | 685 | 794 | 773 | 1375 | 1652 | 2497 | 3206 | 3488 | 3164 | 2620 |
| Medical Technology | | | | 142 | 212 | 259 | 255 | 226 | 260 | |
| Medicine | | | 195 | 238 | 451 | 328 | 334 | 439 | 487 | 728 |
| Obstetrics, Gynecology & Reproductive Biology | | | | 36 | 168 | 162 | 397 | 221 | 168 | 240 |
| Psychiatry | | 14 | 34 | 91 | 216 | 186 | 362 | 425 | 932 | 1168 |
| Radiology | | | | | | | 103 | 111 | 69 | |
| Surgery | | | | 159 | 301 | 506 | 459 | 379 | 664 | 438 |

COURSE LEVEL

| | | | | | | | | | | |
|-----------------------|-----|-----|-----|------|------|------|------|------|------|------|
| Undergraduate | 56 | 70 | 92 | 176 | 142 | 212 | 259 | 255 | 226 | 260 |
| Graduate Professional | 629 | 742 | 910 | 1763 | 2886 | 3958 | 5001 | 5455 | 5863 | 5835 |

STUDENT LEVEL

| | | | | | | | | | | |
|-----------------------|-----|-----|-----|------|------|------|------|------|------|------|
| Undergraduate | 9 | 7 | 20 | 22 | 174 | 240 | 314 | 327 | 380 | 389 |
| Graduate | 11 | 22 | 76 | 48 | 58 | 64 | 82 | 197 | 158 | 173 |
| Graduate Professional | 665 | 783 | 906 | 1869 | 2796 | 3866 | 4864 | 5186 | 5551 | 5533 |

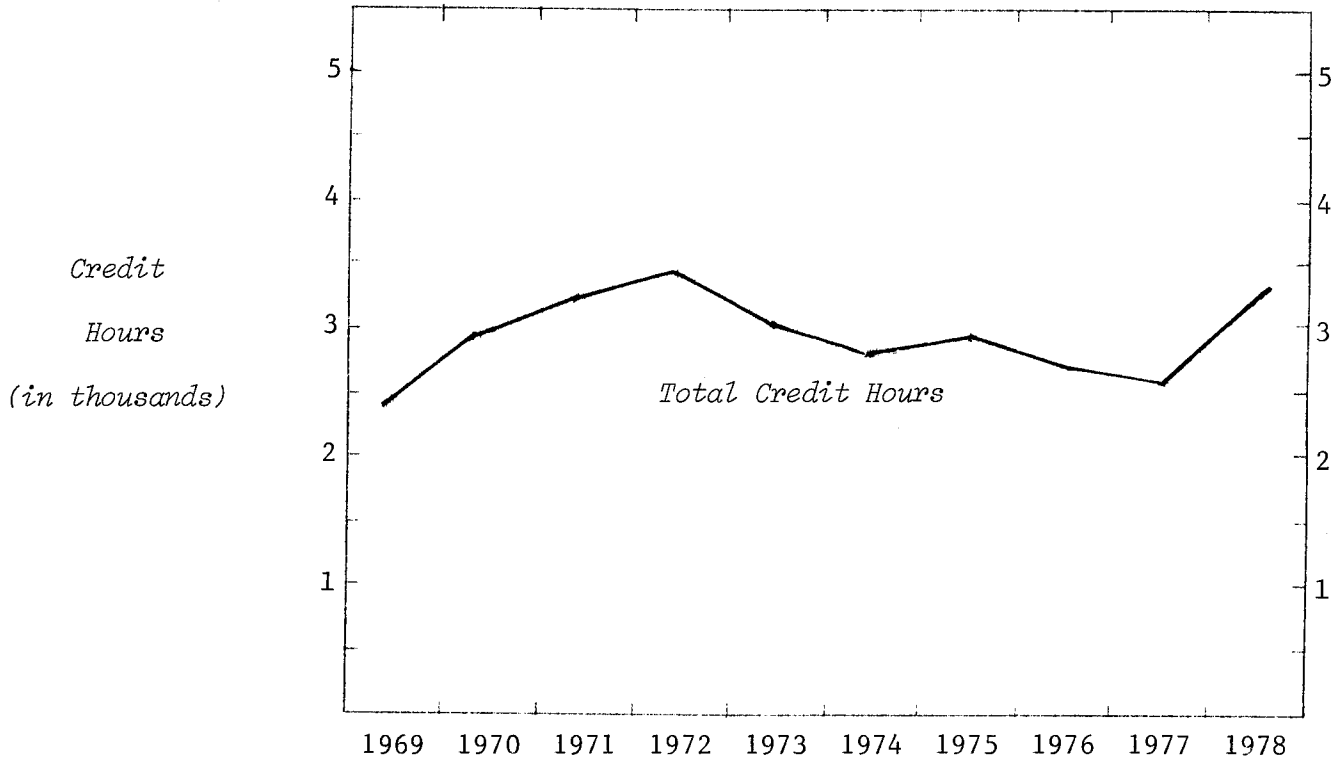
TOTAL COLLEGE

| | | | | | | | | | | |
|----------------------|------|------|------|------|------|------|------|------|------|------|
| | 685 | 812 | 1002 | 1939 | 3028 | 4170 | 5260 | 5710 | 6089 | 6095 |
| % Increase - College | 18.5 | 23.4 | 93.5 | 56.2 | 37.7 | 26.1 | 8.6 | 6.6 | .1 | |
| - Campus | 2.9 | -3.3 | -.6 | -.7 | .7 | 4.9 | -.2 | -2.7 | -.6 | |

MICHIGAN STATE UNIVERSITY
 Office of the Registrar
 Evaluation & Research

TRENDGRAPH OF TERM CREDIT HOURS
 JAMES MADISON COLLEGE
 East Lansing Campus

Spring Terms



COURSE LEVEL
 Undergraduate

| | | | | | | | | | |
|------|------|------|------|------|------|------|------|------|------|
| 1969 | 1970 | 1971 | 1972 | 1973 | 1974 | 1975 | 1976 | 1977 | 1978 |
| 2393 | 2925 | 3225 | 3444 | 3000 | 2770 | 2921 | 2690 | 2529 | 3577 |

STUDENT LEVEL
 Undergraduate
 Graduate

| | | | | | | | | | |
|------|------|------|------|------|------|------|------|------|------|
| 1969 | 1970 | 1971 | 1972 | 1973 | 1974 | 1975 | 1976 | 1977 | 1978 |
| 2393 | 2925 | 3205 | 3432 | 2992 | 2760 | 2902 | 2690 | 2525 | 3577 |
| | | 20 | 12 | 8 | 10 | 19 | | 4 | |

TOTAL COLLEGE

| | | | | | | | | | |
|------|------|------|------|------|------|------|------|------|------|
| 1969 | 1970 | 1971 | 1972 | 1973 | 1974 | 1975 | 1976 | 1977 | 1978 |
| 2393 | 2925 | 3225 | 3444 | 3000 | 2770 | 2921 | 2690 | 2529 | 3577 |

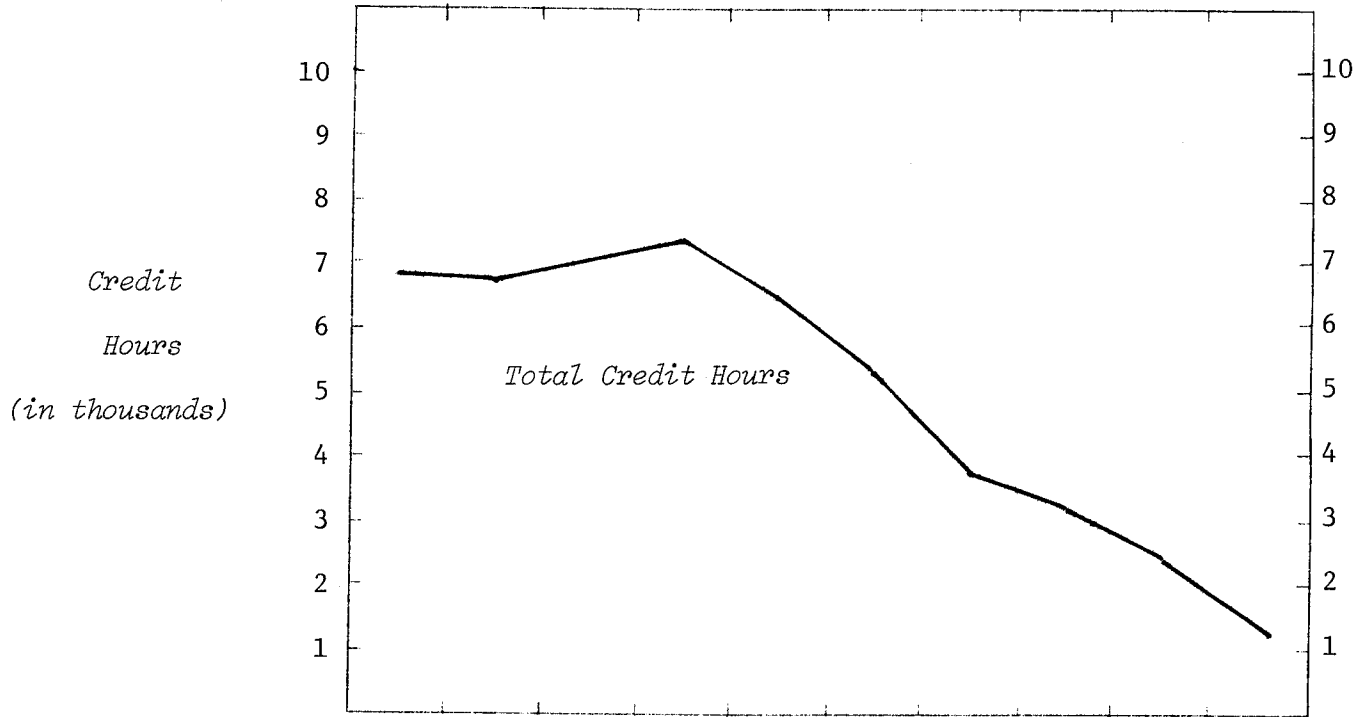
% Increase - College
 - Campus

| | | | | | | | | |
|------|------|-----|-------|------|-----|------|------|------|
| 22.2 | 10.3 | 6.8 | -12.9 | -7.7 | 5.5 | -7.9 | -6.0 | 41.4 |
| 2.9 | -3.3 | -.6 | -.7 | .7 | 4.9 | -.2 | -2.7 | -.6 |

MICHIGAN STATE UNIVERSITY
Office of the Registrar
Evaluation & Research

TRENDGRAPH OF TERM CREDIT HOURS
JUSTIN MORRILL COLLEGE
East Lansing Campus

Spring Terms



COURSE LEVEL
Undergraduate

| | | | | | | | | | |
|------|------|------|------|------|------|------|------|------|------|
| 1969 | 1970 | 1971 | 1972 | 1973 | 1974 | 1975 | 1976 | 1977 | 1978 |
| 6794 | 6785 | 7000 | 7352 | 6430 | 5270 | 3831 | 3137 | 2310 | 1207 |

STUDENT LEVEL
Undergraduate
Graduate

| | | | | | | | | | |
|------|------|------|------|------|------|------|------|------|------|
| 1969 | 1970 | 1971 | 1972 | 1973 | 1974 | 1975 | 1976 | 1977 | 1978 |
| 6787 | 6785 | 6998 | 7342 | 6394 | 5238 | 3823 | 3089 | 2306 | 1203 |
| 7 | | 2 | 10 | 36 | 32 | 8 | 48 | 4 | 4 |

TOTAL COLLEGE

| | | | | | | | | | |
|------|------|------|------|------|------|------|------|------|------|
| 1969 | 1970 | 1971 | 1972 | 1973 | 1974 | 1975 | 1976 | 1977 | 1978 |
| 6794 | 6785 | 7000 | 7352 | 6430 | 5270 | 3831 | 3137 | 2310 | 1207 |

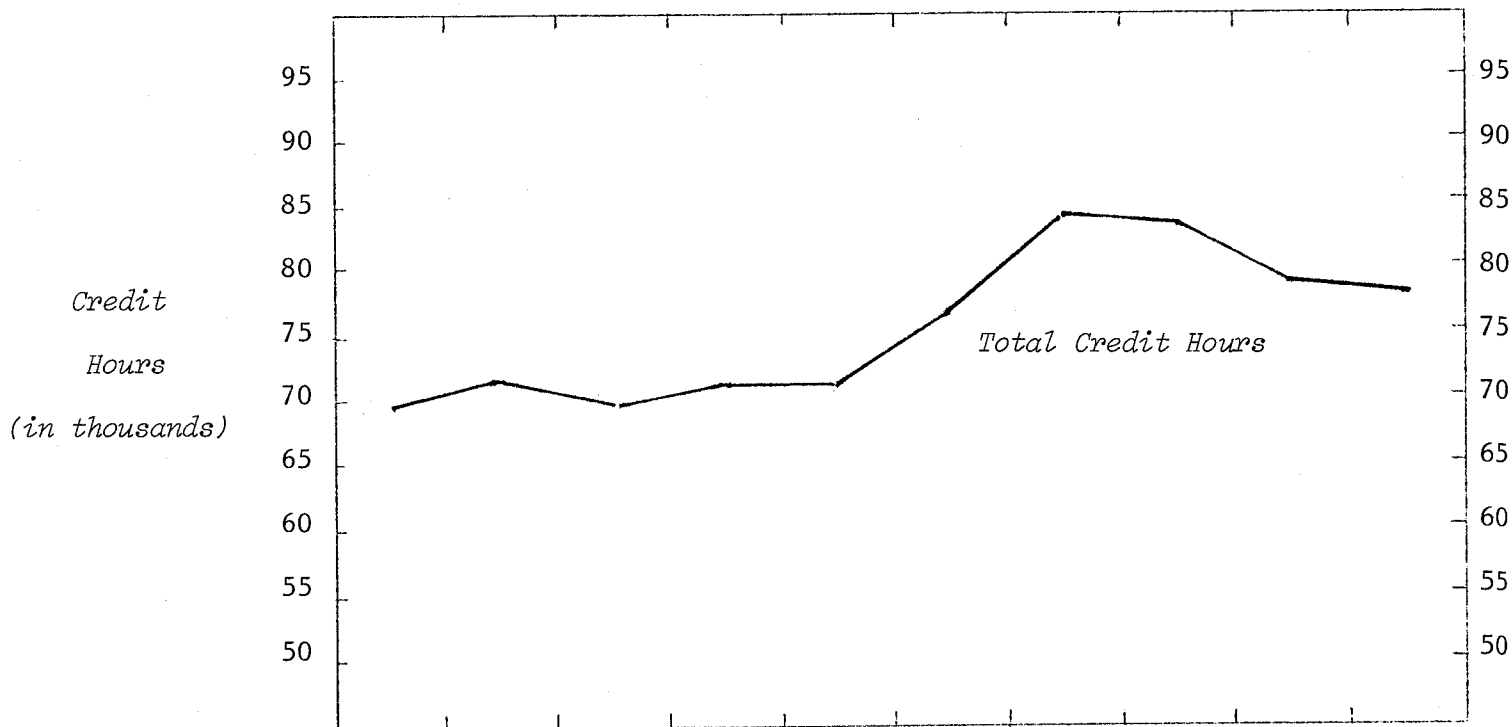
% Increase - College
- Campus

| | | | | | | | | | |
|--|------|------|------|-------|-------|-------|-------|-------|-------|
| | -0.1 | 3.2 | 5.0 | -12.5 | -18.0 | -27.3 | -18.1 | -26.4 | -47.7 |
| | 2.9 | -3.3 | -0.6 | -0.7 | 0.7 | 4.9 | -0.2 | -2.7 | -0.6 |

MICHIGAN STATE UNIVERSITY
Office of the Registrar
Evaluation & Research

TRENDGRAPH OF TERM CREDIT HOURS
COLLEGE OF NATURAL SCIENCE
East Lansing Campus

Spring Terms

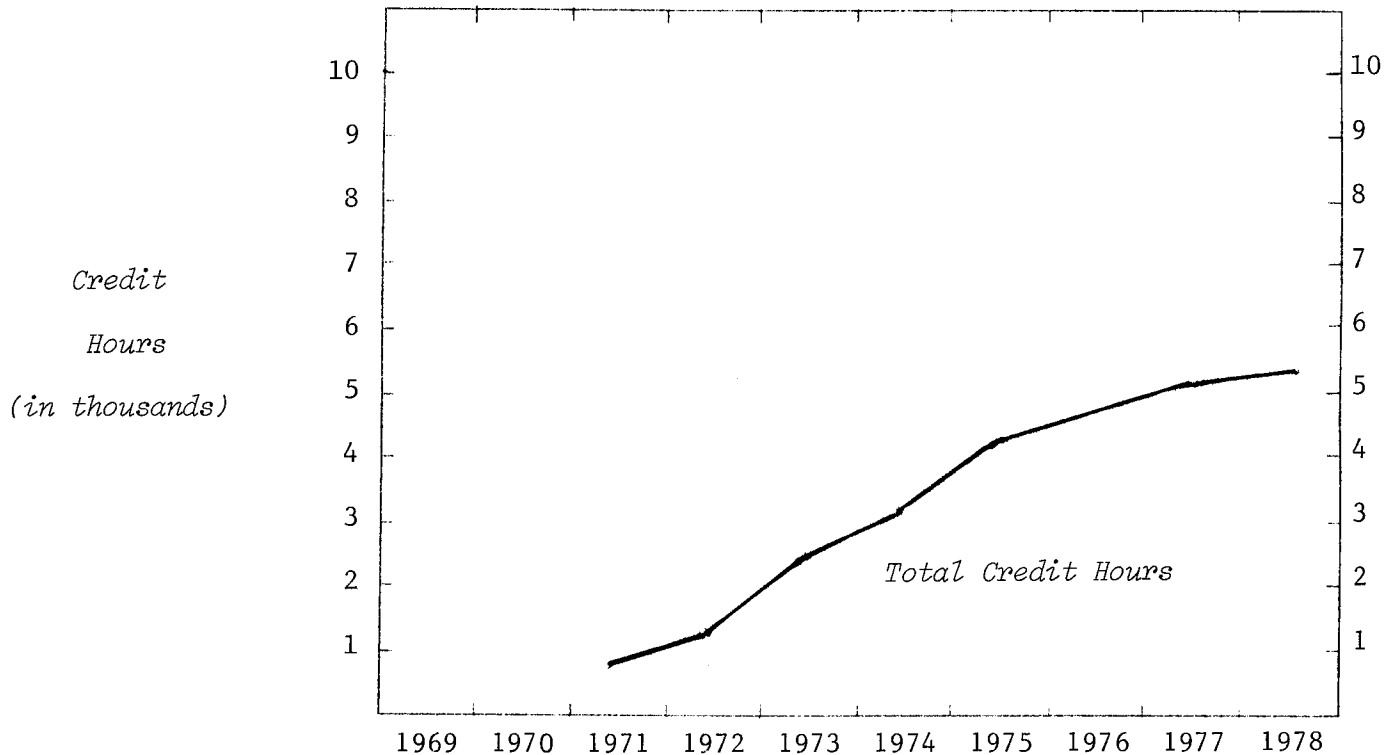


| | 1969 | 1970 | 1971 | 1972 | 1973 | 1974 | 1975 | 1976 | 1977 | 1978 |
|----------------------------|--------------|--------------|--------------|--------------|--------------|--------------|--------------|--------------|--------------|--------------|
| TEACHING DEPARTMENT | | | | | | | | | | |
| Astronomy & Astrophys. | 1067 | 1343 | 1400 | 1262 | 1128 | 1542 | 1663 | 1198 | 851 | 1117 |
| Biochemistry | 1768 | 2031 | 2284 | 2311 | 906 | 953 | 3495 | 3411 | 3247 | 2727 |
| Biological Science | 3972 | 3884 | 4087 | 4883 | 5805 | 6071 | 6003 | 5599 | 5208 | 4638 |
| Biophysics | 168 | 262 | 362 | 267 | 325 | 260 | 341 | 303 | 178 | 118 |
| Botany & Plant Path. | 2476 | 2082 | 2463 | 3027 | 3476 | 3634 | 4317 | 4234 | 3959 | 4128 |
| Chemistry | 9686 | 9851 | 9666 | 11288 | 11740 | 13304 | 13991 | 15257 | 14683 | 13637 |
| Entomology | 918 | 1077 | 968 | 1159 | 1220 | 1187 | 1459 | 1792 | 1665 | 1901 |
| Genetics | | | | | | 27 | 60 | 50 | 69 | 135 |
| Geology | 2370 | 2386 | 2347 | 2565 | 2513 | 2106 | 2209 | 2156 | 2283 | 2059 |
| Mathematics | 24280 | 23930 | 22572 | 20942 | 21067 | 22918 | 24628 | 24736 | 22957 | 24755 |
| Nat. Sci., College of | 107 | 50 | 20 | 11 | 67 | 63 | 85 | 113 | 148 | 111 |
| Nursing | 2126 | 2063 | 1770 | 1828 | 2138 | 2203 | 2411 | 2233 | 2475 | 2833 |
| Physical Science | 1596 | 1754 | 1104 | 744 | 660 | 568 | 452 | 460 | 393 | 220 |
| Physics | 7992 | 8047 | 8320 | 7681 | 7288 | 7520 | 8340 | 8536 | 7966 | 8979 |
| Statis. & Probability | 5689 | 5341 | 4916 | 4696 | 4462 | 4588 | 5524 | 5475 | 5724 | 5865 |
| Zoology | 5469 | 6691 | 7650 | 7847 | 8150 | 10225 | 8626 | 7895 | 7047 | 4843 |
| COURSE LEVEL | | | | | | | | | | |
| Undergraduate | 64149 | 64835 | 63845 | 64827 | 65949 | 72022 | 78677 | 78563 | 73973 | 73055 |
| Graduate | 5535 | 5957 | 6084 | 5684 | 4996 | 5147 | 4927 | 4885 | 4835 | 4936 |
| Graduate Professional | | | | | | | | | 45 | 75 |
| STUDENT LEVEL | | | | | | | | | | |
| Undergraduate | 60700 | 61919 | 61440 | 62551 | 64364 | 70326 | 76926 | 76516 | 72111 | 71282 |
| Graduate | 8734 | 8607 | 8232 | 7496 | 6576 | 6821 | 6669 | 6913 | 6730 | 6776 |
| Graduate Professional | 250 | 266 | 257 | 464 | 5 | 22 | 9 | 19 | 12 | 8 |
| TOTAL COLLEGE | 69684 | 70792 | 69929 | 70511 | 70945 | 77169 | 83604 | 83448 | 78853 | 78066 |
| % Increase - College | | 1.6 | -1.2 | .8 | .6 | 8.8 | 8.3 | -.2 | -5.5 | -1.0 |
| - Campus | | 2.9 | -3.3 | -.6 | -.7 | .7 | 4.9 | -.2 | -2.7 | -.6 |

MICHIGAN STATE UNIVERSITY
Office of the Registrar
Evaluation & Research

TRENDGRAPH OF TERM CREDIT HOURS
COLLEGE OF OSTEOPATHIC MEDICINE
East Lansing Campus

Spring Terms



TEACHING DEPARTMENT

| | | | | | | | | | |
|-------------------------------------|--|-----|------|------|------|------|------|------|------|
| Biomechanics | | | | | | 27 | 53 | 37 | |
| Community Health Science | | | 543 | 284 | 334 | 405 | 303 | 217 | |
| Family Medicine | | | 220 | 214 | 321 | 192 | 456 | 423 | |
| Family & Comm. Medicine | | | | 236 | | | | | |
| Osteopathic Medicine | | 735 | 1080 | 1714 | 2549 | 3544 | 1516 | 1616 | 1901 |
| Osteopathic Medicine, College of | | | | | | | 2427 | 2573 | 2573 |

COURSE LEVEL

| | | | | | | | | | |
|-----------------------|--|-----|------|------|------|------|------|------|------|
| Graduate | | | | | | | 27 | 45 | 21 |
| Graduate Professional | | 735 | 1316 | 2477 | 3047 | 4199 | 4540 | 4956 | 5130 |

STUDENT LEVEL

| | | | | | | | | | |
|-----------------------|--|-----|------|------|------|------|------|------|------|
| Undergraduate | | | 7 | 6 | 4 | 3 | 42 | 24 | 11 |
| Graduate | | | | 5 | | 9 | 30 | 27 | 23 |
| Graduate Professional | | 735 | 1309 | 2466 | 3043 | 4187 | 4495 | 4950 | 5117 |

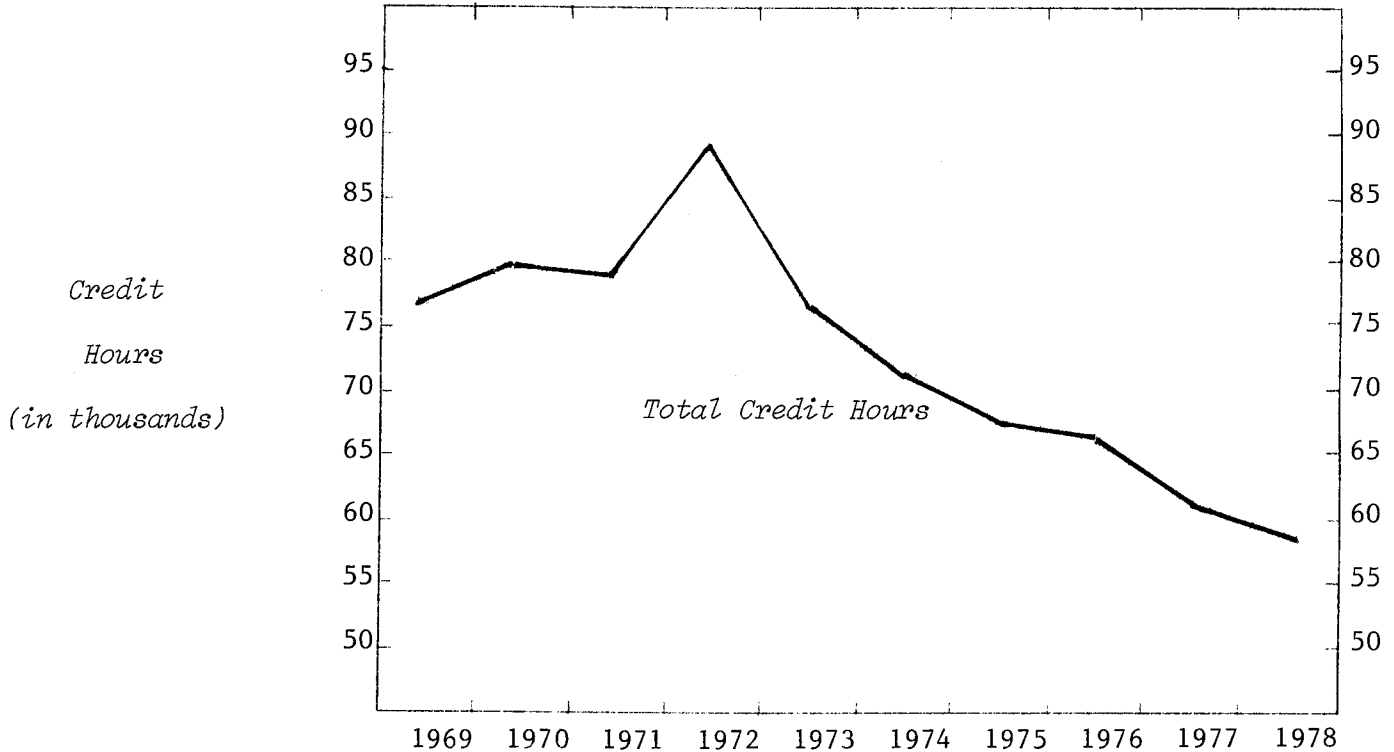
TOTAL COLLEGE

| | | | | | | | | |
|----------------------|------|------|------|------|------|------|------|------|
| | 735 | 1316 | 2477 | 3047 | 4199 | 4567 | 5001 | 5151 |
| % Increase - College | 79.0 | 88.2 | 23.0 | 37.8 | 8.8 | 9.5 | 3.0 | |
| - Campus | -.6 | -.7 | .7 | 4.9 | -.2 | -2.7 | -.6 | |

MICHIGAN STATE UNIVERSITY
Office of the Registrar
Evaluation & Research

TRENDGRAPH OF TERM CREDIT HOURS
COLLEGE OF SOCIAL SCIENCE
East Lansing Campus

Spring Terms



TEACHING DEPARTMENT

| | | | | | | | | | | |
|---|-------|-------|-------|-------|-------|-------|-------|-------|-------|-------|
| Anthropology | 5987 | 7839 | 8449 | 6918 | 7575 | 7245 | 5572 | 4298 | 3863 | 4521 |
| Criminal Justice | 4682 | 6932 | 6658 | 8318 | 7749 | 6144 | 4832 | 5922 | 5593 | 6347 |
| Geography | 5465 | 5664 | 5014 | 6050 | 5672 | 4515 | 5642 | 5313 | 5047 | 4492 |
| Labor & Indus. Relations | 422 | 538 | 918 | 766 | 866 | 942 | 1241 | 1300 | 1236 | 1272 |
| Political Science | 13383 | 11359 | 10971 | 8987 | 9632 | 8185 | 9213 | 9248 | 9756 | 9526 |
| Psychology | 26893 | 25722 | 25634 | 33906 | 25613 | 23855 | 22865 | 23215 | 21453 | 20146 |
| Social Science, Coll. of | 304 | 1245 | 1630 | 2202 | 1574 | 1392 | 1149 | 246 | 95 | 92 |
| Social Work | 4874 | 4511 | 5303 | 5105 | 4752 | 4874 | 5157 | 5075 | 4239 | 3533 |
| Sociology | 12185 | 12934 | 11466 | 12146 | 9026 | 9267 | 7393 | 6865 | 5670 | 5544 |
| Urban Planning & Landscape Architecture | 2838 | 2794 | 2895 | 3557 | 3376 | 3939 | 4019 | 3911 | 3548 | 2951 |

COURSE LEVEL

| | | | | | | | | | | |
|----------------------|-------|-------|-------|-------|-------|-------|-------|-------|-------|-------|
| <i>Undergraduate</i> | 69530 | 71820 | 70026 | 79437 | 67636 | 62414 | 58687 | 57358 | 53219 | 51131 |
| <i>Graduate</i> | 7503 | 7718 | 8912 | 8518 | 8199 | 7944 | 8396 | 8035 | 7281 | 7293 |

STUDENT LEVEL

| | | | | | | | | | | |
|------------------------------|-------|-------|-------|-------|-------|-------|-------|-------|-------|-------|
| <i>Undergraduate</i> | 67826 | 70153 | 69034 | 78116 | 66515 | 61345 | 57503 | 56504 | 52537 | 50764 |
| <i>Graduate</i> | 9200 | 9381 | 9900 | 9832 | 9316 | 9010 | 9576 | 8875 | 7950 | 7647 |
| <i>Graduate Professional</i> | 7 | 4 | 4 | 7 | 4 | 3 | 4 | 14 | 13 | 13 |

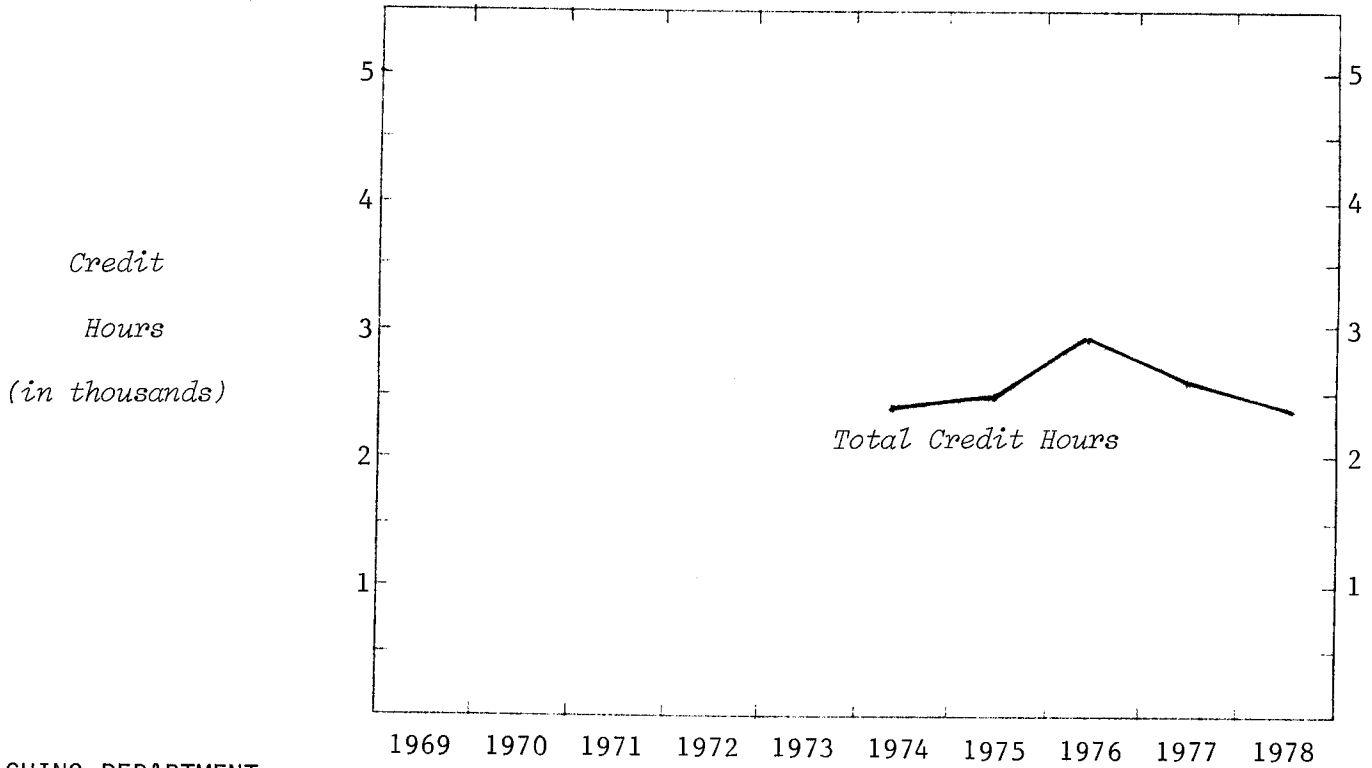
TOTAL COLLEGE

| | | | | | | | | | | |
|----------------------|-------|-------|-------|-------|-------|-------|-------|-------|-------|-------|
| | 77033 | 79538 | 78938 | 87955 | 75835 | 70358 | 67083 | 65393 | 60500 | 58424 |
| % Increase - College | 3.3 | -.8 | 11.4 | -13.8 | -7.2 | -4.7 | -2.5 | -7.5 | -3.4 | |
| - Campus | 2.9 | -3.3 | -.6 | -.7 | .7 | 4.9 | -.2 | -2.7 | -.6 | |

MICHIGAN STATE UNIVERSITY
Office of the Registrar
Evaluation & Research

TRENDGRAPH OF TERM CREDIT HOURS
COLLEGE OF URBAN DEVELOPMENT
East Lansing Campus

Spring Terms



TEACHING DEPARTMENT

| | | | | | |
|--------------------------|------|------|------|------|-----|
| Racial & Ethnic Studies | 436 | 589 | 934 | 650 | 466 |
| Urban & Metro. Studies | 1242 | 1039 | 1038 | 1036 | 978 |
| Urban Develop., Coll. of | 652 | 849 | 912 | 841 | 968 |

COURSE LEVEL

| | | | | | |
|----------------------|------|------|------|------|------|
| <i>Undergraduate</i> | 2330 | 2477 | 2884 | 2527 | 2412 |
|----------------------|------|------|------|------|------|

STUDENT LEVEL

| | | | | | |
|------------------------------|------|------|------|------|------|
| <i>Undergraduate</i> | 2214 | 2374 | 2709 | 2473 | 2351 |
| <i>Graduate</i> | 112 | 103 | 175 | 54 | 61 |
| <i>Graduate Professional</i> | 4 | | | | |

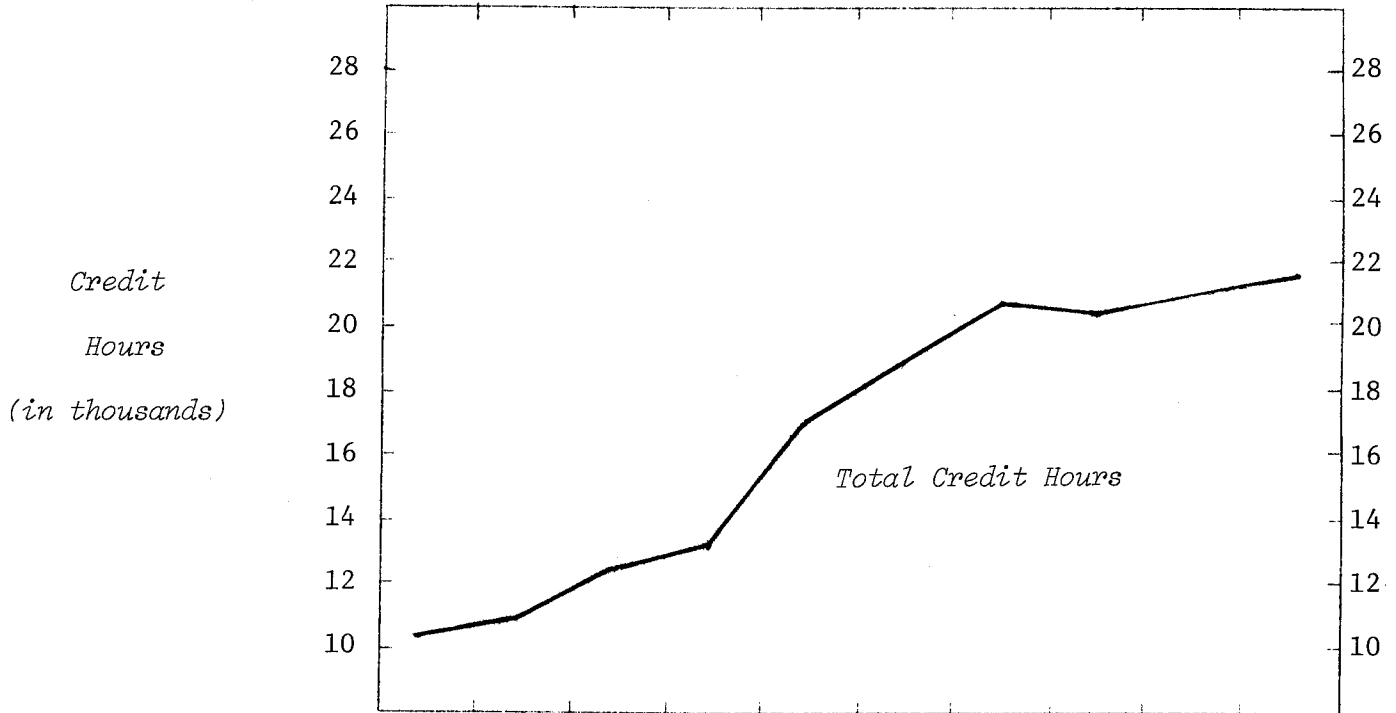
TOTAL COLLEGE

| | | | | | |
|----------------------|------|------|------|-------|------|
| | 2330 | 2477 | 2884 | 2527 | 2412 |
| % Increase - College | | 6.3 | 16.4 | -12.4 | -4.6 |
| - Campus | | 4.9 | -.2 | -2.7 | -.6 |

MICHIGAN STATE UNIVERSITY
Office of the Registrar
Evaluation & Research

TRENDGRAPH OF TERM CREDIT HOURS
COLLEGE OF VETERINARY MEDICINE
East Lansing Campus

Spring Terms



| | 1969 | 1970 | 1971 | 1972 | 1973 | 1974 | 1975 | 1976 | 1977 | 1978 |
|------------------------------|-------|-------|-------|-------|-------|-------|-------|-------|-------|-------|
| <u>TEACHING DEPARTMENT</u> | | | | | | | | | | |
| Anatomy | 2005 | 2474 | 2883 | 3229 | 3938 | 4552 | 3986 | 2805 | 3005 | 3324 |
| Lab. Animal Resources | 225 | 501 | 81 | 100 | 91 | 149 | 325 | | | |
| Large Animal Surg. & Med. | | 1372 | 1428 | 1382 | 1550 | 2067 | 1048 | 374 | 858 | 868 |
| Microbiology & Pub. Health | 1682 | 1679 | 1880 | 2364 | 3620 | 3267 | 3718 | 4808 | 4865 | 4769 |
| Pathology | 871 | 852 | 1161 | 1243 | 1389 | 1737 | 1783 | 1907 | 2167 | 2216 |
| Pharmacology | 782 | 844 | 1008 | 1222 | 1346 | 1331 | 1656 | 1678 | 1694 | 1727 |
| Physiology | 2453 | 2157 | 2697 | 2619 | 3705 | 3466 | 4493 | 4350 | 3761 | 3617 |
| Small Animal Surg. & Med. | | 1074 | 1164 | 1121 | 1224 | 1883 | 927 | 535 | 709 | 1251 |
| Vet. Medicine, College of | | | | | 106 | 291 | 2536 | 3684 | 3616 | 3942 |
| Vet. Surgery & Medicine | 2469 | | | | | | | | | |
| <u>COURSE LEVEL</u> | | | | | | | | | | |
| <i>Undergraduate</i> | 4469 | 4597 | 5601 | 6059 | 8715 | 10485 | 11430 | 11466 | 11405 | 11683 |
| <i>Graduate</i> | 679 | 694 | 945 | 987 | 1361 | 1253 | 1491 | 1286 | 1220 | 1103 |
| <i>Graduate Professional</i> | 5339 | 5662 | 5756 | 6234 | 6893 | 7005 | 7551 | 7389 | 8050 | 8928 |
| <u>STUDENT LEVEL</u> | | | | | | | | | | |
| <i>Undergraduate</i> | 4315 | 4445 | 5464 | 5908 | 8653 | 10365 | 11425 | 11355 | 11197 | 11494 |
| <i>Graduate</i> | 1092 | 1158 | 1235 | 1404 | 1582 | 1447 | 1571 | 1486 | 1512 | 1292 |
| <i>Graduate Professional</i> | 5080 | 5350 | 5603 | 5968 | 6734 | 6931 | 7476 | 7300 | 7966 | 8928 |
| TOTAL COLLEGE | 10487 | 10953 | 12302 | 13280 | 16969 | 18743 | 20472 | 20141 | 20675 | 21714 |
| % Increase - College | 4.4 | 12.3 | 7.9 | 27.8 | 10.5 | 9.2 | -1.6 | 2.7 | 5.0 | |
| - Campus | 2.9 | -3.3 | -.6 | -.7 | .7 | 4.9 | -.2 | -2.7 | -.6 | |